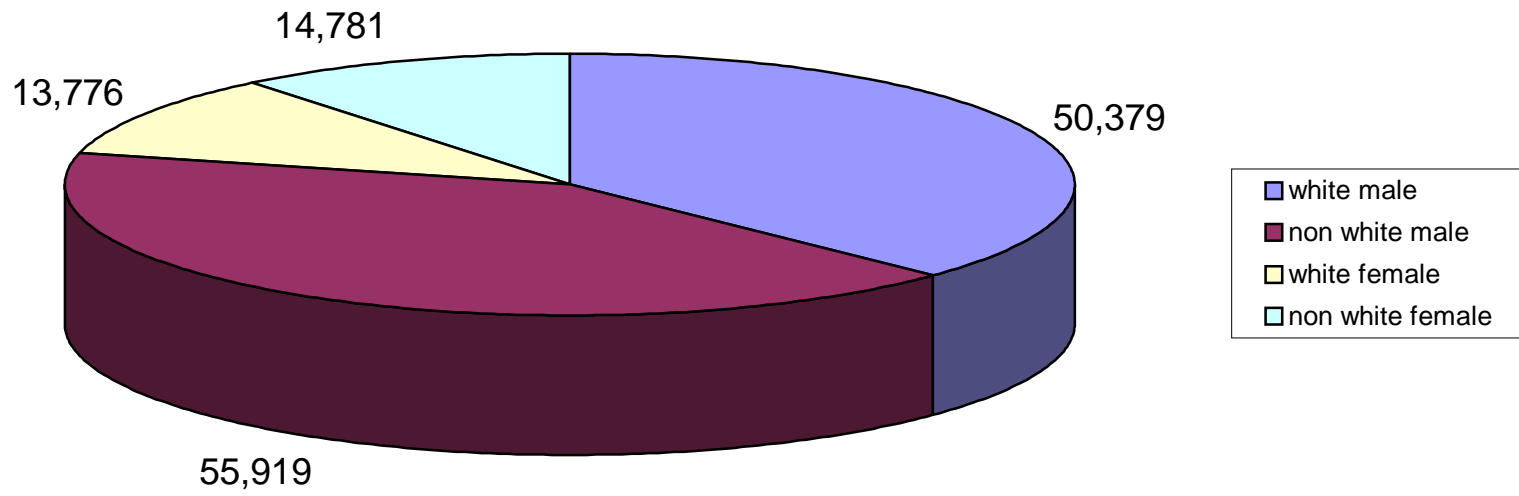
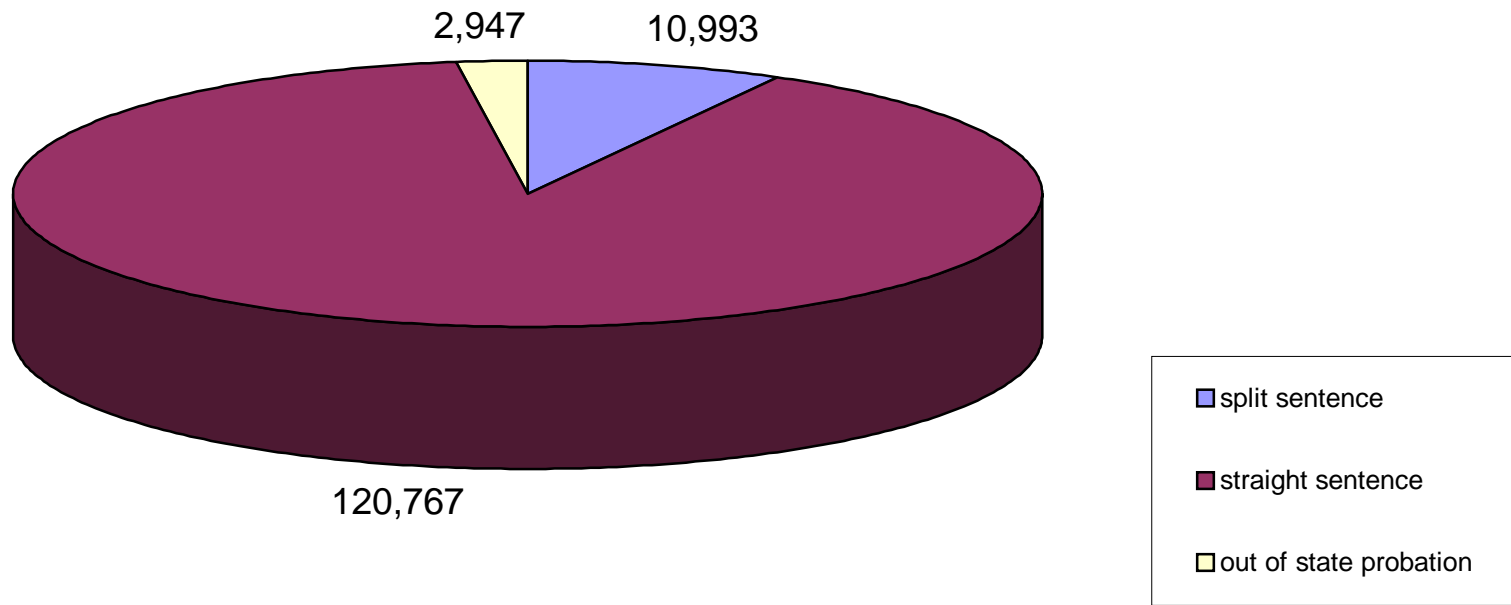


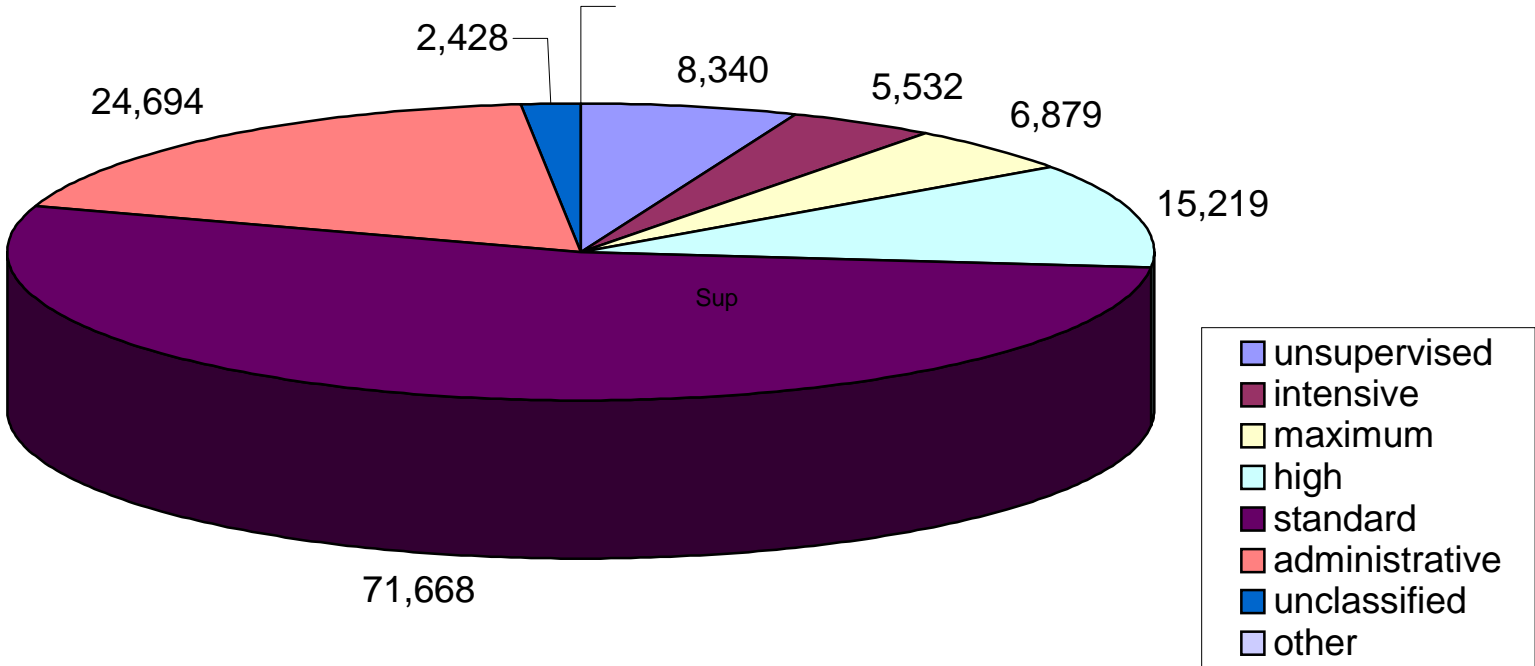
Active Probationers By Race & Gender



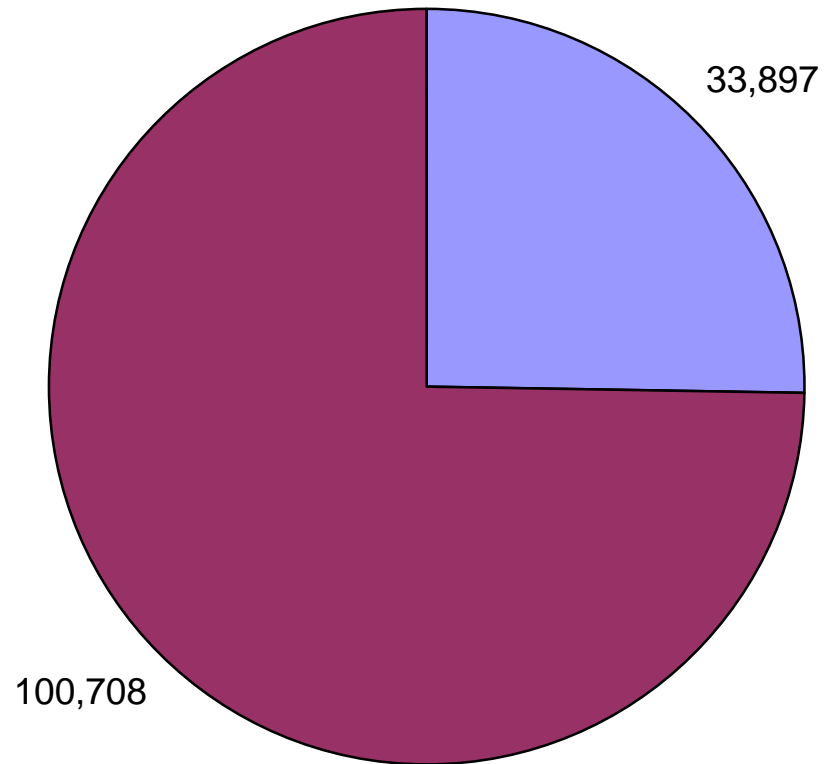
Active Probationers By Case Type



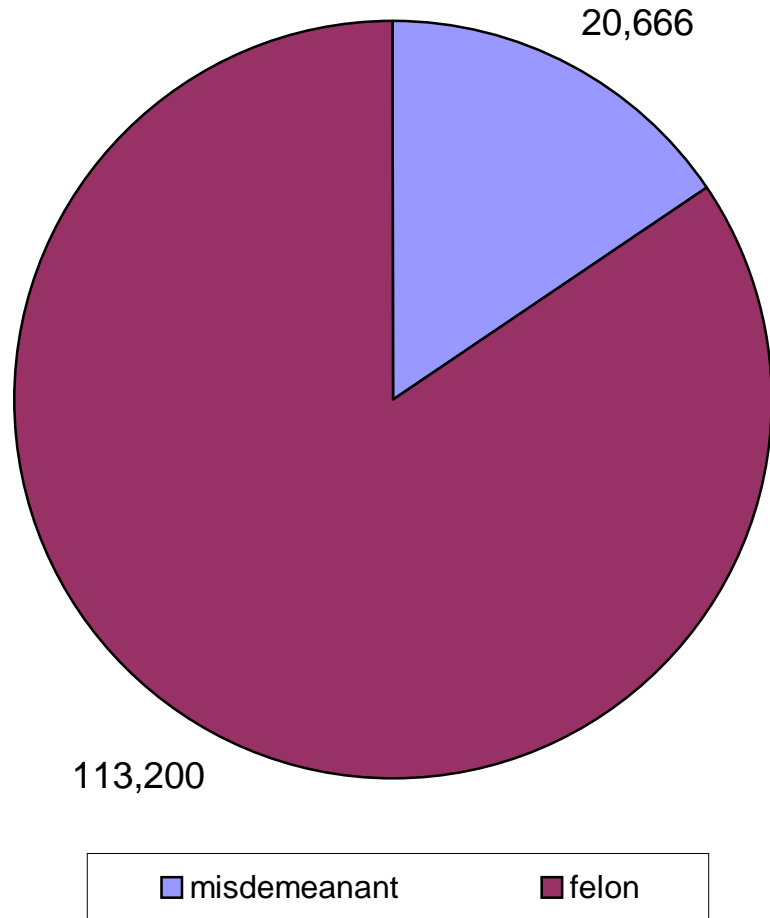
Active Probationers By Current Supervision Type



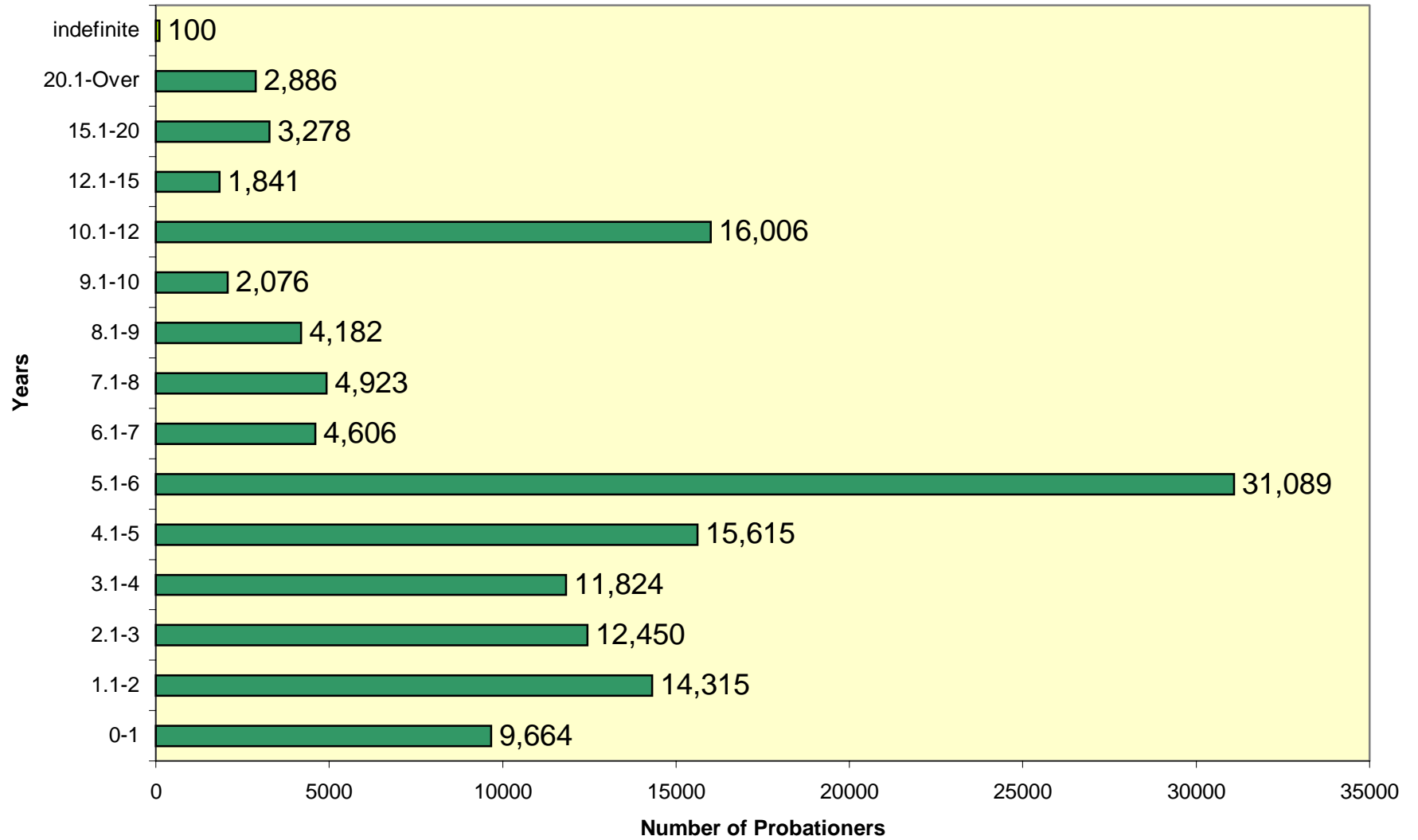
Active Probationers By First Offender Status



Active Probationer By Sentence Type



Active Probationers By Sentence Length



Active Probationers by Crime Type

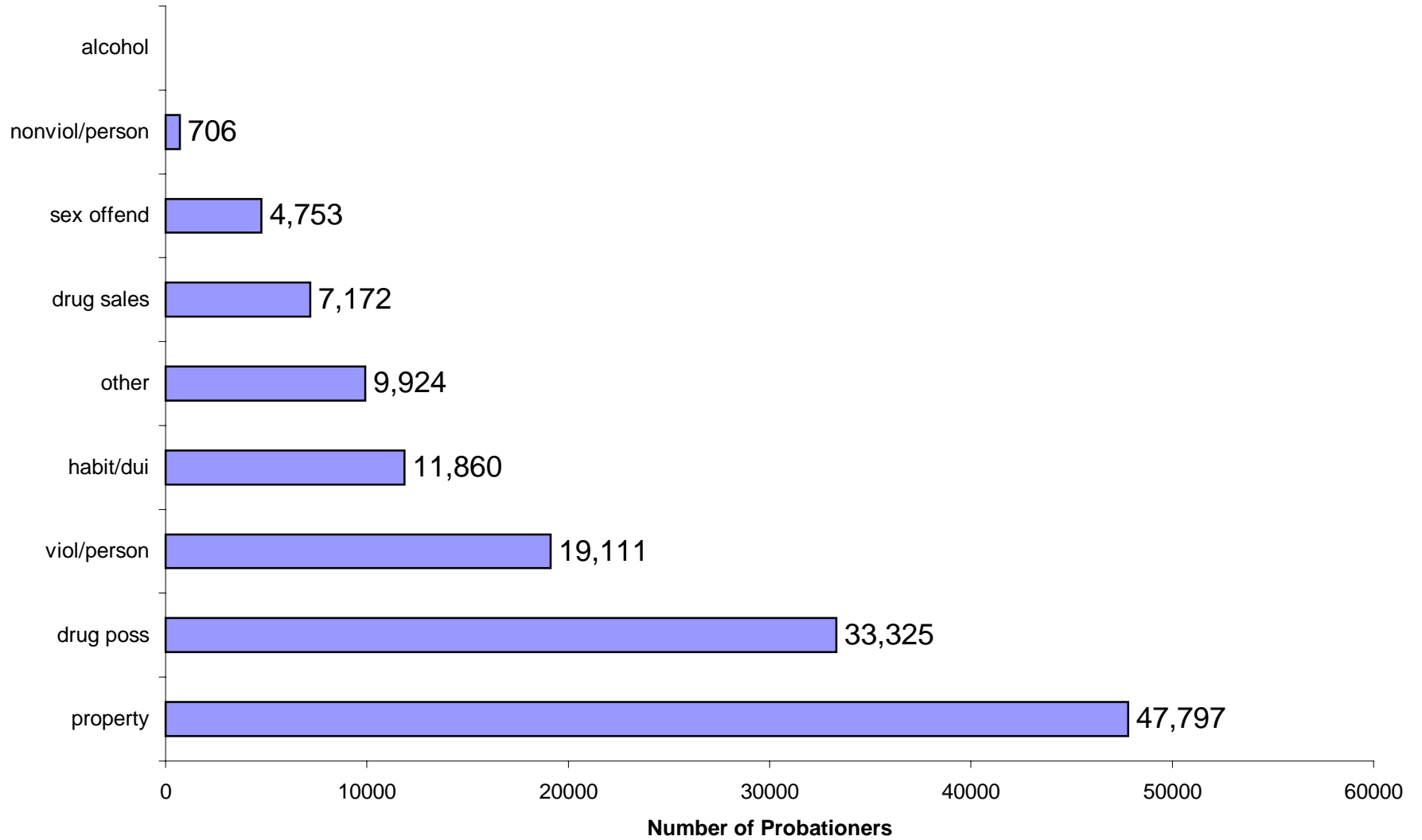


Table of contents for Active & admin probationers, not in facilities

Title	Page
-----	-----
RACE AND SEX	2
CURRENT SUPERVISION TYPE	3
ORIGINAL SUPERVISION TYPE	4
TOTAL RISK SCORE	5
TOTAL NEED SCORE	6
COUNTY OF CONVICTION	7
CIRCUIT OF CONVICTION	12
CIRCUIT OF CURRENT SUPERVISION	14
SENTENCE LENGTH	16
TIME SERVED	17
TIME LEFT TO SERVE	18
CASE TYPE	19
RELEASE TYPE	20
FIRST OFFENDER STATUS	21
TYPE PROBATIONER	22
MOST SERIOUS CRIME BY GROUP	23
MOST SERIOUS OFFENSE	24
MOST SERIOUS CRIME TYPE	35

Probationer Statistical Profile

Sample: Active & admin probationers, not in facilities Requestor: Statistics
 Act probationers 06/20/2000

RACE AND SEX by current age & sex

RACE AND SEX	M e n				W o m e n				Grand Total %		
	age 00-21 %	age 22-39 %	age 40-98 %	age UNKWN %	Men Total %	age 00-21 %	age 22-39 %	age 40-98 %		age UNKWN %	Women Total %
WHITE MALE	6621 46	29264 46	14356 50	138 66	50379 47	0 0	0 0	0 0	0 0	0 0	50379 37
NON WHITE MALE	7656 54	34053 54	14140 50	70 34	55919 53	0 0	0 0	0 0	0 0	0 0	55919 41
WHITE FEMALE	0 0	0 0	0 0	0 0	0 0	1482 48	8518 47	3755 52	21 66	13776 48	13776 10
NON WHITE FEMALE	0 0	0 0	0 0	0 0	0 0	1623 52	9718 53	3429 48	11 34	14781 52	14781 11
Total reported	14277	63317	28496	208	106298	3105	18236	7184	32	28557	134855
Percent Reported	100.0	100.0	100.0	100.0	100.0	100.0	100.0	100.0	100.0	100.0	100.0
NOT REPORTED	0	0	1	0	1	0	0	0	0	0	1
Total	14277	63317	28497	208	106299	3105	18236	7184	32	28557	134856
AVERAGE W-AGE	19.75	29.90	47.48	***	33.25	19.76	30.49	46.15	***	33.26	33.26

*** Average age excludes missing dates of birth

Probationer Statistical Profile

Sample: Active & admin probationers, not in facilities
Act probationers 06/20/2000

Requestor: Statistics

CURRENT SUPERVISION TYPE by current age & sex

SUPERVISION TYPE	Men								Women								Grand Total	%				
	age 00-21	%	age 22-39	%	age 40-98	%	UNKWN	Men Total	%	age 00-21	%	age 22-39	%	age 40-98	%	UNKWN			Women Total	%		
UNSUPERVISED	311	2	4124	7	2242	8	5	2	6682	6	75	2	1045	6	537	7	1	3	1658	6	8340	6
WARRANT	0	0	1	0	0	0	0	0	1	0	0	0	0	0	0	0	0	0	0	0	1	0
BC AFTERCARE	0	0	0	0	0	0	0	0	0	0	0	0	0	0	0	0	0	0	0	0	0	0
HOME CONFINEMENT	2	0	1	0	0	0	0	0	3	0	0	0	1	0	0	0	0	0	1	0	4	0
INTENSIVE	960	7	2653	4	853	3	13	6	4479	4	119	4	720	4	211	3	3	9	1053	4	5532	4
MAXIMUM	675	5	3699	6	1677	6	15	7	6066	6	67	2	568	3	178	2	0	0	813	3	6879	5
HIGH	1674	12	7816	12	3464	12	20	10	12974	12	199	6	1525	8	520	7	1	3	2245	8	15219	11
MEDIUM	0	0	0	0	0	0	0	0	0	0	0	0	0	0	0	0	0	0	0	0	0	0
STANDARD	8845	62	31283	49	13576	48	131	63	53835	51	2338	75	11236	62	4234	59	25	78	17833	62	71668	53
ADMINISTRATIVE	1591	11	12495	20	6076	21	23	11	20185	19	286	9	2843	16	1378	19	2	6	4509	16	24694	18
FINANCIAL	1	0	21	0	68	0	0	0	90	0	0	0	1	0	0	0	0	0	1	0	91	0
OBSOLETE CODES	0	0	0	0	0	0	0	0	0	0	0	0	0	0	0	0	0	0	0	0	0	0
UNCLASSIFIED	217	2	1221	2	541	2	1	0	1980	2	21	1	297	2	125	2	0	0	443	2	2423	2
Total reported	14276		63314		28497		208		106295		3105		18236		7183		32		28556		134851	
Percent Reported	100.0		100.0		100.0		100.0		100.0		100.0		100.0		100.0		100.0		100.0		100.0	
NOT REPORTED	1		3		0		0		4		0		0		1		0		1		5	
Total	14277		63317		28497		208		106299		3105		18236		7184		32		28557		134856	

* NOTE: IN MARCH, 1994 COMMUNITY CORRECTIONS REDEFINED THEIR TYPES. MEDIMUM AND MINIMUM WERE COLLAPSED INTO STANDARD AND MAXIMUM WAS COMBINED WITH HIGH

Probationer Statistical Profile

Sample: Active & admin probationers, not in facilities
Act probationers 06/20/2000

Requestor: Statistics

ORIGINAL SUPERVISION TYPE by current age & sex

SUPERVISION TYPE	Men				Women				Grand Total	%
	age 00-21	age 22-39	age 40-98	age UNKWN	age 00-21	age 22-39	age 40-98	age UNKWN		
UNSUPERVISED	0	4	8	0	0	0	0	0	12	0
WARRANT	0	2	1	0	0	0	0	0	3	0
BC AFTERCARE	0	75	1	0	0	0	0	0	76	0
HOME CONFINEMENT	3	24	6	0	0	3	2	0	33	0
INTENSIVE	1293	4983	1992	27	140	1296	542	3	8295	8
MAXIMUM	625	4301	2452	18	73	667	280	0	7396	7
HIGH	1717	9982	4703	23	229	2109	865	2	16425	15
MEDIUM	2	755	508	0	0	201	185	0	1265	1
STANDARD	9386	32443	13860	121	2488	11863	4324	26	55810	53
ADMINISTRATIVE	762	5475	2578	12	127	1014	505	1	8827	8
FINANCIAL	1	26	74	0	0	1	1	0	101	0
OBSOLETE CODES	0	0	0	0	0	0	0	0	0	0
UNCLASSIFIED	488	5247	2314	7	48	1082	480	0	8056	8
Total reported	14277	63317	28497	208	3105	18236	7184	32	106299	
Percent Reported	100.0	100.0	100.0	100.0	100.0	100.0	100.0	100.0	100.0	
NOT REPORTED	0	0	0	0	0	0	0	0	0	
Total	14277	63317	28497	208	3105	18236	7184	32	106299	

* NOTE: IN MARCH, 1994 COMMUNITY CORRECTIONS REDEFINED THEIR TYPES. MEDIUM AND MINIMUM WERE COLLAPSED INTO STANDARD AND MAXIMUM WAS COMBINED WITH HIGH

Probationer Statistical Profile

Sample: Active & admin probationers, not in facilities
Act probationers 06/20/2000

Requestor: Statistics

TOTAL RISK SCORE by current age & sex

SCORE	M e n					W o m e n					Grand Total %
	age 00-21 %	age 22-39 %	age 40-98 %	age UNKWN %	Men Total %	age 00-21 %	age 22-39 %	age 40-98 %	age UNKWN %	Women Total %	
< 00 (ADMIN.)	0 0	0 0	0 0	0 0	0 0	0 0	1 0	0 0	0 0	1 0	1 0
00-07 (MINIMUM)	0 0	294 1	292 1	0 0	586 1	1 0	118 1	148 2	0 0	267 1	853 1
08-14 (MEDIUM)	1 0	791 1	457 2	0 0	1249 1	0 0	213 1	155 2	0 0	368 1	1617 1
15-24 (HIGH)	2 0	1017 2	832 3	0 0	1851 2	0 0	217 1	155 2	0 0	372 1	2223 2
25 & OVER (MAXIMUM)	2 0	846 1	638 2	0 0	1486 2	2 0	87 1	70 1	0 0	159 1	1645 1
NO SCORE, DIRECT ASG	13999100	54120 95	23444 91	207100	91770 95	3073100	16055 96	5935 92	32100	25095 96	116865 95
Total reported	14004	57068	25663	207	96942	3076	16691	6463	32	26262	123204
Percent Reported	98.1	90.1	90.1	99.5	91.2	99.1	91.5	90.0	100.0	92.0	91.4
NOT REPORTED	273	6249	2834	1	9357	29	1545	721	0	2295	11652
Total	14277	63317	28497	208	106299	3105	18236	7184	32	28557	134856

* NOTE: IN MARCH, 1990 THE CATEGORIES "DIRECT ASSIGNMENT TO SUPERVISION LEVEL" AND "NEGATIVE SCORES, ADMINISTRATIVE LEVEL" WERE ADDED TO RISK & NEED

Probationer Statistical Profile

Sample: Active & admin probationers, not in facilities
Act probationers 06/20/2000

Requestor: Statistics

TOTAL NEED SCORE by current age & sex

SCORE	M e n					W o m e n					Grand Total %
	age 00-21 %	age 22-39 %	age 40-98 %	age UNKWN %	Men Total %	age 00-21 %	age 22-39 %	age 40-98 %	age UNKWN %	Women Total %	
< 00 (ADMIN.)	0 0	4 0	9 0	0 0	13 0	0 0	6 0	5 0	0 0	11 0	24 0
00-07 (MINIMUM)	1 0	596 1	427 2	0 0	1024 1	1 0	153 1	127 2	0 0	281 1	1305 1
08-14 (MEDIUM)	1 0	1148 2	830 3	0 0	1979 2	1 0	225 1	188 3	0 0	414 2	2393 2
15-24 (HIGH)	3 0	1022 2	791 3	0 0	1816 2	1 0	205 1	172 3	0 0	378 1	2194 2
25 & OVER (MAXIMUM)	0 0	178 0	162 1	0 0	340 0	0 0	47 0	36 1	0 0	83 0	423 0
NO SCORE, DIRECT ASG	13999100	54120 95	23444 91	207100	91770 95	3073100	16055 96	5935 92	32100	25095 96	116865 95
Total reported	14004	57068	25663	207	96942	3076	16691	6463	32	26262	123204
Percent Reported	98.1	90.1	90.1	99.5	91.2	99.1	91.5	90.0	100.0	92.0	91.4
NOT REPORTED	273	6249	2834	1	9357	29	1545	721	0	2295	11652
Total	14277	63317	28497	208	106299	3105	18236	7184	32	28557	134856

* NOTE: IN MARCH, 1990 THE CATEGORIES "DIRECT ASSIGNMENT TO SUPERVISION LEVEL" AND "NEGATIVE SCORES, ADMINISTRATIVE LEVEL" WERE ADDED TO RISK & NEED

Probationer Statistical Profile

Sample: Active & admin probationers, not in facilities
Act probationers 06/20/2000

Requestor: Statistics

COUNTY OF CONVICTION by current age & sex

COUNTY	Men							Women							Grand Total	%						
	age 00-21	%	age 22-39	%	age 40-98	%	UNKWN	Men Total	%	age 00-21	%	age 22-39	%	age 40-98			%	UNKWN	Women Total	%		
APPLING COUNTY	41	0	130	0	74	0	0	0	245	0	4	0	27	0	15	0	1	3	47	0	292	0
ATKINSON COUNTY	13	0	97	0	72	0	1	0	183	0	3	0	22	0	11	0	0	0	36	0	219	0
BACON COUNTY	10	0	41	0	17	0	0	0	68	0	1	0	8	0	5	0	0	0	14	0	82	0
BAKER COUNTY	3	0	45	0	21	0	1	0	70	0	1	0	5	0	2	0	0	0	8	0	78	0
BALDWIN COUNTY	129	1	621	1	209	1	0	0	959	1	30	1	170	1	56	1	0	0	256	1	1215	1
BANKS COUNTY	39	0	156	0	79	0	1	0	275	0	10	0	32	0	14	0	0	0	56	0	331	0
BARROW COUNTY	85	1	427	1	211	1	1	0	724	1	22	1	113	1	48	1	0	0	183	1	907	1
BARTOW COUNTY	172	1	981	2	453	2	2	1	1608	2	46	1	270	1	107	1	1	3	424	1	2032	2
BEN HILL COUNTY	37	0	155	0	63	0	1	0	256	0	8	0	41	0	17	0	0	0	66	0	322	0
BERRIEN COUNTY	22	0	154	0	87	0	1	0	264	0	6	0	37	0	17	0	0	0	60	0	324	0
BIBB COUNTY	285	2	1530	2	721	3	4	2	2540	2	80	3	541	3	227	3	0	0	848	3	3388	3
BLECKLEY COUNTY	47	0	145	0	51	0	0	0	243	0	5	0	34	0	15	0	0	0	54	0	297	0
BRANTLEY COUNTY	9	0	54	0	38	0	0	0	101	0	3	0	10	0	7	0	0	0	20	0	121	0
BROOKS COUNTY	48	0	213	0	99	0	3	1	363	0	8	0	43	0	14	0	0	0	65	0	428	0
BRYAN COUNTY	29	0	90	0	42	0	1	0	162	0	4	0	24	0	18	0	1	3	47	0	209	0
BULLOCH COUNTY	235	2	584	1	216	1	2	1	1037	1	60	2	182	1	55	1	0	0	297	1	1334	1
BURKE COUNTY	31	0	123	0	56	0	0	0	210	0	4	0	27	0	8	0	0	0	39	0	249	0
BUTTS COUNTY	40	0	160	0	72	0	0	0	272	0	3	0	34	0	14	0	0	0	51	0	323	0
CALHOUN COUNTY	8	0	78	0	44	0	0	0	130	0	2	0	22	0	10	0	0	0	34	0	164	0
CAMDEN COUNTY	44	0	202	0	81	0	2	1	329	0	4	0	39	0	22	0	0	0	65	0	394	0
CANDLER COUNTY	19	0	82	0	37	0	1	0	139	0	4	0	26	0	9	0	0	0	39	0	178	0
CARROLL COUNTY	102	1	382	1	194	1	3	1	681	1	22	1	144	1	52	1	0	0	218	1	899	1
CATOOSA COUNTY	76	1	306	0	120	0	0	0	502	0	24	1	118	1	47	1	0	0	189	1	691	1
CHARLTON COUNTY	12	0	54	0	29	0	0	0	95	0	0	0	9	0	3	0	0	0	12	0	107	0
CHATHAM COUNTY	369	3	1298	2	665	2	7	3	2339	2	93	3	642	4	238	3	1	3	974	3	3313	2
CHATTAHOOCHEE COUNTY	4	0	12	0	8	0	0	0	24	0	1	0	2	0	4	0	0	0	7	0	31	0
CHATTOOGA COUNTY	45	0	201	0	96	0	1	0	343	0	8	0	54	0	29	0	0	0	91	0	434	0
CHEROKEE COUNTY	218	2	717	1	325	1	5	2	1265	1	33	1	202	1	97	1	1	3	333	1	1598	1
CLARKE COUNTY	275	2	758	1	309	1	4	2	1346	1	66	2	214	1	71	1	0	0	351	1	1697	1
CLAY COUNTY	14	0	40	0	15	0	0	0	69	0	1	0	11	0	5	0	0	0	17	0	86	0
CLAYTON COUNTY	277	2	819	1	372	1	1	0	1469	1	92	3	405	2	104	1	0	0	601	2	2070	2
CLINCH COUNTY	9	0	121	0	70	0	0	0	200	0	2	0	23	0	11	0	0	0	36	0	236	0
COBB COUNTY	1046	7	5310	8	2294	8	18	9	8668	8	301	10	1572	9	637	9	2	6	2512	9	11180	8
COFFEE COUNTY	39	0	231	0	102	0	1	0	373	0	9	0	83	0	26	0	0	0	118	0	491	0
COLQUITT COUNTY	139	1	571	1	215	1	3	1	928	1	19	1	103	1	58	1	1	3	181	1	1109	1

(continued)

Probationer Statistical Profile

Sample: Active & admin probationers, not in facilities
Act probationers 06/20/2000

Requestor: Statistics

COUNTY OF CONVICTION by current age & sex (CONTINUED)

COUNTY	Men							Women							Grand Total	%						
	age 00-21	%	age 22-39	%	age 40-98	%	UNKWN	Men Total	%	age 00-21	%	age 22-39	%	age 40-98			%	UNKWN	Women Total	%		
COLUMBIA COUNTY	130	1	404	1	147	1	0	0	681	1	23	1	103	1	49	1	0	0	175	1	856	1
COOK COUNTY	32	0	284	0	134	0	0	0	450	0	7	0	69	0	33	0	0	0	109	0	559	0
COWETA COUNTY	126	1	518	1	223	1	4	2	871	1	41	1	193	1	60	1	1	3	295	1	1166	1
CRAWFORD COUNTY	18	0	62	0	16	0	0	0	96	0	2	0	10	0	6	0	0	0	18	0	114	0
CRISP COUNTY	63	0	241	0	120	0	2	1	426	0	14	0	78	0	29	0	0	0	121	0	547	0
DADE COUNTY	14	0	103	0	48	0	0	0	165	0	1	0	40	0	11	0	0	0	52	0	217	0
DAWSON COUNTY	14	0	55	0	39	0	0	0	108	0	1	0	17	0	6	0	0	0	24	0	132	0
DECATUR COUNTY	61	0	334	1	173	1	1	0	569	1	10	0	102	1	41	1	0	0	153	1	722	1
DEKALB COUNTY	807	6	2701	4	1187	4	6	3	4701	4	164	5	850	5	297	4	1	3	1312	5	6013	4
DODGE COUNTY	52	0	186	0	101	0	1	0	340	0	16	1	69	0	26	0	0	0	111	0	451	0
DOOLY COUNTY	27	0	91	0	46	0	0	0	164	0	2	0	25	0	11	0	0	0	38	0	202	0
DOUGHERTY COUNTY	298	2	2011	3	861	3	2	1	3172	3	75	2	591	3	218	3	1	3	885	3	4057	3
DOUGLAS COUNTY	315	2	1505	2	766	3	2	1	2588	2	58	2	465	3	199	3	2	6	724	3	3312	2
EARLY COUNTY	44	0	151	0	72	0	2	1	269	0	6	0	44	0	22	0	0	0	72	0	341	0
ECHOLS COUNTY.	5	0	22	0	18	0	0	0	45	0	0	0	1	0	1	0	0	0	2	0	47	0
EFFINGHAM COUNTY	82	1	285	0	125	0	1	0	493	0	21	1	84	0	24	0	0	0	129	0	622	0
ELBERT COUNTY	26	0	244	0	109	0	0	0	379	0	4	0	59	0	22	0	0	0	85	0	464	0
EMANUEL COUNTY	30	0	111	0	43	0	0	0	184	0	5	0	27	0	15	0	1	3	48	0	232	0
EVANS COUNTY	16	0	43	0	19	0	0	0	78	0	4	0	15	0	2	0	0	0	21	0	99	0
FANNIN COUNTY	43	0	196	0	127	0	1	0	367	0	9	0	81	0	35	0	0	0	125	0	492	0
FAYETTE COUNTY	115	1	317	1	111	0	1	0	544	1	23	1	137	1	48	1	0	0	208	1	752	1
FLOYD COUNTY	110	1	769	1	409	1	1	0	1289	1	39	1	247	1	105	1	0	0	391	1	1680	1
FORSYTH COUNTY	67	0	332	1	178	1	3	1	580	1	12	0	95	1	44	1	1	3	152	1	732	1
FRANKLIN COUNTY	32	0	213	0	111	0	1	0	357	0	4	0	56	0	15	0	0	0	75	0	432	0
FULTON COUNTY	1133	8	5354	8	2480	9	4	2	8971	8	112	4	1153	6	516	7	2	6	1783	6	10754	8
GILMER COUNTY	62	0	292	0	160	1	1	0	515	0	15	0	91	0	60	1	0	0	166	1	681	1
GLASCOCK COUNTY	3	0	10	0	2	0	0	0	15	0	0	0	1	0	0	0	0	0	1	0	16	0
GLYNN COUNTY	211	1	799	1	386	1	4	2	1400	1	64	2	236	1	90	1	0	0	390	1	1790	1
GORDON COUNTY	65	0	556	1	257	1	1	0	879	1	16	1	199	1	62	1	0	0	277	1	1156	1
GRADY COUNTY	34	0	210	0	103	0	0	0	347	0	3	0	52	0	15	0	0	0	70	0	417	0
GREENE COUNTY	42	0	157	0	81	0	0	0	280	0	4	0	31	0	11	0	0	0	46	0	326	0
GWINNETT COUNTY	1125	8	4631	7	1733	6	15	7	7504	7	349	11	1275	7	457	6	3	9	2084	7	9588	7
HABERSHAM COUNTY	26	0	111	0	70	0	0	0	207	0	6	0	37	0	13	0	0	0	56	0	263	0
HALL COUNTY	116	1	589	1	340	1	3	1	1048	1	43	1	225	1	83	1	0	0	351	1	1399	1
HANCOCK COUNTY	18	0	61	0	27	0	0	0	106	0	2	0	10	0	4	0	0	0	16	0	122	0

(continued)

Probationer Statistical Profile

Sample: Active & admin probationers, not in facilities
Act probationers 06/20/2000

Requestor: Statistics

COUNTY OF CONVICTION by current age & sex (CONTINUED)

COUNTY	Men							Women							Grand Total	%						
	age 00-21	%	age 22-39	%	age 40-98	%	UNKWN	Men Total	%	age 00-21	%	age 22-39	%	age 40-98			%	UNKWN	Women Total	%		
HARALSON COUNTY	41	0	197	0	147	1	2	1	387	0	8	0	46	0	24	0	0	0	78	0	465	0
HARRIS COUNTY	31	0	112	0	54	0	0	0	197	0	6	0	12	0	15	0	0	0	33	0	230	0
HART COUNTY	29	0	186	0	75	0	2	1	292	0	3	0	50	0	20	0	0	0	73	0	365	0
HEARD COUNTY	22	0	53	0	38	0	0	0	113	0	2	0	17	0	7	0	0	0	26	0	139	0
HENRY COUNTY	177	1	626	1	232	1	3	1	1038	1	33	1	164	1	63	1	0	0	260	1	1298	1
HOUSTON COUNTY	171	1	619	1	228	1	1	0	1019	1	35	1	201	1	56	1	0	0	292	1	1311	1
IRWIN COUNTY	21	0	74	0	36	0	1	0	132	0	3	0	8	0	3	0	0	0	14	0	146	0
JACKSON COUNTY	58	0	266	0	141	0	0	0	465	0	5	0	101	1	34	0	1	3	141	0	606	0
JASPER COUNTY	16	0	64	0	32	0	0	0	112	0	1	0	14	0	4	0	0	0	19	0	131	0
JEFF DAVIS COUNTY	24	0	121	0	53	0	3	1	201	0	2	0	24	0	7	0	0	0	33	0	234	0
JEFFERSON COUNTY	61	0	220	0	115	0	2	1	398	0	8	0	47	0	12	0	0	0	67	0	465	0
JENKINS COUNTY	20	0	63	0	27	0	0	0	110	0	2	0	8	0	7	0	0	0	17	0	127	0
JOHNSON COUNTY	30	0	97	0	29	0	0	0	156	0	0	0	13	0	7	0	0	0	20	0	176	0
JONES COUNTY	60	0	251	0	109	0	3	1	423	0	10	0	44	0	24	0	0	0	78	0	501	0
LAMAR COUNTY	19	0	185	0	58	0	0	0	262	0	6	0	33	0	14	0	0	0	53	0	315	0
LANIER COUNTY	14	0	119	0	49	0	0	0	182	0	3	0	28	0	13	0	0	0	44	0	226	0
LAURENS COUNTY	66	0	362	1	173	1	2	1	603	1	8	0	70	0	29	0	1	3	108	0	711	1
LEE COUNTY	47	0	243	0	126	0	0	0	416	0	9	0	42	0	19	0	0	0	70	0	486	0
LIBERTY COUNTY	52	0	167	0	42	0	3	1	264	0	10	0	69	0	24	0	0	0	103	0	367	0
LINCOLN COUNTY	13	0	50	0	30	0	0	0	93	0	0	0	12	0	6	0	0	0	18	0	111	0
LONG COUNTY	9	0	32	0	19	0	1	0	61	0	1	0	6	0	4	0	0	0	11	0	72	0
LOWNDES COUNTY	254	2	913	1	330	1	3	1	1500	1	48	2	249	1	77	1	0	0	374	1	1874	1
LUMPKIN COUNTY	23	0	130	0	64	0	1	0	218	0	1	0	45	0	23	0	0	0	69	0	287	0
MACON COUNTY	27	0	189	0	126	0	0	0	342	0	5	0	48	0	18	0	0	0	71	0	413	0
MADISON COUNTY	38	0	207	0	112	0	4	2	361	0	6	0	50	0	16	0	0	0	72	0	433	0
MARION COUNTY	16	0	44	0	25	0	0	0	85	0	2	0	3	0	5	0	0	0	10	0	95	0
MCDUFFIE COUNTY	20	0	162	0	79	0	0	0	261	0	6	0	39	0	11	0	0	0	56	0	317	0
MCINTOSH COUNTY	18	0	77	0	47	0	0	0	142	0	0	0	20	0	9	0	0	0	29	0	171	0
MERIWETHER COUNTY	83	1	180	0	113	0	1	0	377	0	7	0	46	0	29	0	1	3	83	0	460	0
MILLER COUNTY	22	0	67	0	36	0	0	0	125	0	4	0	26	0	8	0	1	3	39	0	164	0
MITCHELL COUNTY	65	0	385	1	175	1	1	0	626	1	16	1	91	0	37	1	1	3	145	1	771	1
MONROE COUNTY	41	0	199	0	72	0	1	0	313	0	10	0	49	0	22	0	0	0	81	0	394	0
MONTGOMERY COUNTY	20	0	74	0	28	0	0	0	122	0	4	0	17	0	8	0	0	0	29	0	151	0
MORGAN COUNTY	34	0	202	0	74	0	1	0	311	0	3	0	25	0	12	0	0	0	40	0	351	0
MURRAY COUNTY	35	0	224	0	70	0	0	0	329	0	3	0	55	0	11	0	0	0	69	0	398	0

(continued)

Probationer Statistical Profile

Sample: Active & admin probationers, not in facilities
Act probationers 06/20/2000

Requestor: Statistics

COUNTY OF CONVICTION by current age & sex (CONTINUED)

COUNTY	Men							Women							Grand Total	%						
	age 00-21	%	age 22-39	%	age 40-98	%	UNKWN	Men Total	%	age 00-21	%	age 22-39	%	age 40-98			%	UNKWN	Women Total	%		
MUSCOGEE COUNTY	301	2	1448	2	645	2	2	1	2396	2	72	2	527	3	203	3	0	0	802	3	3198	2
NEWTON COUNTY	90	1	725	1	372	1	2	1	1189	1	20	1	207	1	79	1	1	3	307	1	1496	1
OCONEE COUNTY	22	0	79	0	42	0	0	0	143	0	6	0	25	0	4	0	0	0	35	0	178	0
OGLETHORPE COUNTY	21	0	108	0	56	0	2	1	187	0	2	0	17	0	10	0	0	0	29	0	216	0
PAULDING COUNTY	130	1	440	1	231	1	5	2	806	1	17	1	88	0	46	1	0	0	151	1	957	1
PEACH COUNTY	22	0	172	0	77	0	0	0	271	0	1	0	34	0	21	0	0	0	56	0	327	0
PICKENS COUNTY	52	0	201	0	105	0	1	0	359	0	6	0	70	0	23	0	0	0	99	0	458	0
PIERCE COUNTY	11	0	60	0	25	0	0	0	96	0	3	0	18	0	3	0	0	0	24	0	120	0
PIKE COUNTY	17	0	49	0	35	0	1	0	102	0	2	0	13	0	4	0	0	0	19	0	121	0
POLK COUNTY	39	0	343	1	184	1	4	2	570	1	3	0	71	0	36	1	0	0	110	0	680	1
PULASKI COUNTY	29	0	76	0	41	0	0	0	146	0	6	0	22	0	9	0	1	3	38	0	184	0
PUTNAM COUNTY	54	0	334	1	136	0	1	0	525	0	10	0	59	0	30	0	0	0	99	0	624	0
QUITMAN COUNTY	5	0	16	0	4	0	0	0	25	0	0	0	1	0	4	0	0	0	5	0	30	0
RABUN COUNTY	36	0	115	0	49	0	1	0	201	0	3	0	13	0	8	0	0	0	24	0	225	0
RANDOLPH COUNTY	20	0	83	0	28	0	0	0	131	0	4	0	18	0	11	0	0	0	33	0	164	0
RICHMOND COUNTY	274	2	1292	2	629	2	1	0	2196	2	90	3	452	2	190	3	0	0	732	3	2928	2
ROCKDALE COUNTY	94	1	372	1	151	1	1	0	618	1	17	1	109	1	57	1	0	0	183	1	801	1
SCHLEY COUNTY	17	0	74	0	30	0	0	0	121	0	0	0	17	0	5	0	0	0	22	0	143	0
SCREVEN COUNTY	50	0	195	0	109	0	1	0	355	0	9	0	69	0	33	0	0	0	111	0	466	0
SEMINOLE COUNTY	32	0	113	0	58	0	2	1	205	0	5	0	27	0	12	0	0	0	44	0	249	0
SPALDING COUNTY	191	1	580	1	286	1	6	3	1063	1	57	2	216	1	81	1	0	0	354	1	1417	1
STEPHENS COUNTY	35	0	144	0	77	0	1	0	257	0	7	0	43	0	13	0	0	0	63	0	320	0
STEWART COUNTY	20	0	101	0	64	0	0	0	185	0	3	0	15	0	11	0	0	0	29	0	214	0
SUMTER COUNTY	172	1	759	1	359	1	2	1	1292	1	34	1	205	1	91	1	0	0	330	1	1622	1
TALBOT COUNTY	10	0	29	0	12	0	0	0	51	0	0	0	3	0	3	0	0	0	6	0	57	0
TALIAFERRO COUNTY	1	0	8	0	5	0	0	0	14	0	0	0	1	0	1	0	0	0	2	0	16	0
TATNALL COUNTY	16	0	98	0	49	0	1	0	164	0	2	0	21	0	12	0	0	0	35	0	199	0
TAYLOR COUNTY	12	0	53	0	22	0	0	0	87	0	2	0	5	0	0	0	0	0	7	0	94	0
TELFAIR COUNTY	39	0	149	0	64	0	0	0	252	0	7	0	32	0	19	0	0	0	58	0	310	0
TERRELL COUNTY	42	0	158	0	51	0	1	0	252	0	6	0	40	0	15	0	0	0	61	0	313	0
THOMAS COUNTY	150	1	601	1	234	1	1	0	986	1	22	1	138	1	44	1	0	0	204	1	1190	1
TIFT COUNTY	103	1	444	1	189	1	1	0	737	1	18	1	124	1	40	1	1	3	183	1	920	1
TOOMBS COUNTY	85	1	301	0	142	0	3	1	531	0	37	1	111	1	55	1	0	0	203	1	734	1
TOWNS COUNTY	9	0	50	0	19	0	0	0	78	0	3	0	12	0	4	0	0	0	19	0	97	0
TREUTLEN COUNTY	14	0	76	0	38	0	2	1	130	0	1	0	10	0	8	0	0	0	19	0	149	0

(continued)

Probationer Statistical Profile

Sample: Active & admin probationers, not in facilities
Act probationers 06/20/2000

Requestor: Statistics

COUNTY OF CONVICTION by current age & sex (CONTINUED)

COUNTY	Men					Women					Grand Total	%
	age 00-21	age 22-39	age 40-98	age UNKWN	Men Total	age 00-21	age 22-39	age 40-98	age UNKWN	Women Total		
TROUP COUNTY	118	432	200	1	751	42	163	72	0	277	1028	
TURNER COUNTY	18	99	39	0	156	3	16	9	0	28	184	
TWIGGS COUNTY	12	75	34	1	122	1	15	10	0	26	148	
UNION COUNTY	17	72	36	0	125	3	20	8	0	31	156	
UPSON COUNTY	59	168	62	1	290	11	53	25	3	92	382	
WALKER COUNTY	70	382	161	1	614	15	105	34	0	154	768	
WALTON COUNTY	76	622	293	1	992	15	137	48	0	200	1192	
WARE COUNTY	58	255	115	0	428	18	90	32	0	140	568	
WARREN COUNTY	13	46	24	1	84	0	6	2	0	8	92	
WASHINGTON COUNTY	56	242	107	1	406	11	80	38	0	129	535	
WAYNE COUNTY	28	153	77	0	258	2	42	23	0	67	325	
WEBSTER COUNTY	8	37	28	0	73	0	4	0	0	4	77	
WHEELER COUNTY	7	47	27	0	81	2	12	9	0	23	104	
WHITE COUNTY	12	111	65	0	188	3	37	15	0	55	243	
WHITFIELD COUNTY	190	821	319	0	1330	45	265	89	1	400	1730	
WILCOX COUNTY	10	59	17	2	88	1	8	1	0	10	98	
WILKES COUNTY	16	84	43	0	143	2	17	6	0	25	168	
WILKINSON COUNTY	19	85	33	1	138	2	18	9	0	29	167	
WORTH COUNTY	35	211	97	0	343	7	40	24	0	71	414	
OUT OF STATE	229	1465	556	1	2251	43	445	162	0	650	2901	
Total reported	14276	63308	28494	208	106286	3105	18235	7182	32	28554	134840	
Percent Reported	100.0	100.0	100.0	100.0	100.0	100.0	100.0	100.0	100.0	100.0	100.0	
NOT REPORTED	1	9	3	0	13	0	1	2	0	3	16	
Total	14277	63317	28497	208	106299	3105	18236	7184	32	28557	134856	

Probationer Statistical Profile

Sample: Active & admin probationers, not in facilities
Act probationers 06/20/2000

Requestor: Statistics

CIRCUIT OF CONVICTION by current age & sex

CIRCUIT	Men							Women							Grand Total	%						
	age 00-21	age 22-39	age 40-98	age UNKWN	Men Total	age 00-21	age 22-39	age 40-98	age UNKWN	Women Total												
ALAPAHA CIRCUIT	90	1	775	1	412	1	2	1	1279	1	21	1	179	1	85	1	0	0	285	1	1564	1
ALCOVY CIRCUIT	166	1	1347	2	665	2	3	1	2181	2	35	1	344	2	127	2	1	3	507	2	2688	2
ATLANTA CIRCUIT	1133	8	5354	8	2480	9	4	2	8971	8	112	4	1153	6	516	7	2	6	1783	6	10754	8
ATLANTIC CIRCUIT	140	1	507	1	218	1	6	3	871	1	21	1	155	1	69	1	1	3	246	1	1117	1
AUGUSTA CIRCUIT	435	3	1819	3	832	3	1	0	3087	3	117	4	582	3	247	3	0	0	946	3	4033	3
BLUE RIDGE CIRCUIT	218	2	717	1	325	1	5	2	1265	1	33	1	202	1	97	1	1	3	333	1	1598	1
BRUNSWICK CIRCUIT	348	2	1405	2	671	2	9	4	2433	2	76	2	368	2	157	2	1	3	602	2	3035	2
CHATTAHOOCHEE CIRCUIT	374	3	1698	3	766	3	2	1	2840	3	83	3	552	3	230	3	0	0	865	3	3705	3
CHEROKEE CIRCUIT	237	2	1537	2	710	2	3	1	2487	2	62	2	469	3	169	2	1	3	701	2	3188	2
CLAYTON CIRCUIT	277	2	818	1	371	1	1	0	1467	1	92	3	404	2	104	1	0	0	600	2	2067	2
COBB CIRCUIT	1046	7	5310	8	2294	8	18	9	8668	8	301	10	1572	9	637	9	2	6	2512	9	11180	8
CONASAUGA CIRCUIT	225	2	1045	2	389	1	0	0	1659	2	48	2	320	2	100	1	1	3	469	2	2128	2
CORDELE CIRCUIT	137	1	546	1	246	1	5	2	934	1	25	1	152	1	58	1	0	0	235	1	1169	1
COWETA CIRCUIT	451	3	1565	2	768	3	9	4	2793	3	114	4	563	3	220	3	2	6	899	3	3692	3
DOUGHERTY CIRCUIT	298	2	2011	3	861	3	2	1	3172	3	75	2	591	3	218	3	1	3	885	3	4057	3
DUBLIN CIRCUIT	122	1	610	1	274	1	5	2	1011	1	10	0	108	1	54	1	1	3	173	1	1184	1
EASTERN CIRCUIT	369	3	1298	2	665	2	7	3	2339	2	93	3	642	4	238	3	1	3	974	3	3313	2
FLINT CIRCUIT	158	1	913	1	349	1	3	1	1423	1	27	1	211	1	95	1	0	0	333	1	1756	1
GRIFFIN CIRCUIT	382	3	1114	2	494	2	9	4	1999	2	93	3	419	2	158	2	3	9	673	2	2672	2
GWINNETT CIRCUIT	1125	8	4631	7	1733	6	15	7	7504	7	349	11	1275	7	457	6	3	9	2084	7	9588	7
HOUSTON CIRCUIT	171	1	619	1	228	1	1	0	1019	1	35	1	201	1	56	1	0	0	292	1	1311	1
LOOKOUT MOUNTAIN CIR	205	1	992	2	425	1	2	1	1624	2	48	2	317	2	121	2	0	0	486	2	2110	2
MACON CIRCUIT	325	2	1764	3	814	3	4	2	2907	3	83	3	585	3	254	4	0	0	922	3	3829	3
MIDDLE CIRCUIT	251	2	956	2	444	2	7	3	1658	2	65	2	291	2	129	2	1	3	486	2	2144	2
MOUNTAIN CIRCUIT	97	1	370	1	196	1	2	1	665	1	16	1	93	1	34	0	0	0	143	1	808	1
NORTHEASTERN CIRCUIT	130	1	644	1	379	1	3	1	1156	1	44	1	242	1	89	1	0	0	375	1	1531	1
NORTHERN CIRCUIT	146	1	958	2	463	2	9	4	1576	1	19	1	232	1	83	1	0	0	334	1	1910	1
OCMULGEE CIRCUIT	372	3	1775	3	701	2	6	3	2854	3	62	2	371	2	150	2	0	0	583	2	3437	3
OCONEE CIRCUIT	194	1	677	1	312	1	1	0	1184	1	40	1	186	1	86	1	1	3	313	1	1497	1
OGEECHEE CIRCUIT	387	3	1127	2	477	2	4	2	1995	2	92	3	343	2	119	2	0	0	554	2	2549	2
PATAULA CIRCUIT	179	1	628	1	264	1	5	2	1076	1	26	1	167	1	77	1	1	3	271	1	1347	1
PIEDMONT CIRCUIT	182	1	849	1	431	2	2	1	1464	1	37	1	246	1	96	1	1	3	380	1	1844	1
ROME CIRCUIT	110	1	769	1	409	1	1	0	1289	1	39	1	247	1	105	1	0	0	391	1	1680	1
SOUTH GEORGIA CIRCUIT	171	1	1052	2	516	2	3	1	1742	2	32	1	272	1	105	1	1	3	410	1	2152	2
SOUTHERN CIRCUIT	596	4	2320	4	896	3	10	5	3822	4	97	3	534	3	194	3	1	3	826	3	4648	3

(continued)

Probationer Statistical Profile

Sample: Active & admin probationers, not in facilities
Act probationers 06/20/2000

Requestor: Statistics

CIRCUIT OF CONVICTION by current age & sex (CONTINUED)

CIRCUIT	M e n							W o m e n							Grand Total %							
	age 00-21	age 22-39	age 40-98	age UNKWN	Men Total	age 00-21	age 22-39	age 40-98	age UNKWN	Women Total												
SOUTHWESTERN CIRCUIT	291	2	1403	2	733	3	2	1	2429	2	51	2	331	2	144	2	0	0	526	2	2955	2
STONE MOUNTAIN CIRCU	807	6	2701	4	1187	4	6	3	4701	4	164	5	850	5	297	4	1	3	1312	5	6013	4
TALLAPOOSA CIRCUIT	210	1	980	2	562	2	11	5	1763	2	28	1	205	1	106	1	0	0	339	1	2102	2
TIFTON CIRCUIT	177	1	828	1	361	1	2	1	1368	1	31	1	188	1	76	1	1	3	296	1	1664	1
TOOMBS CIRCUIT	66	0	360	1	183	1	1	0	610	1	8	0	76	0	26	0	0	0	110	0	720	1
WAYCROSS CIRCUIT	139	1	695	1	326	1	1	0	1161	1	34	1	218	1	76	1	0	0	328	1	1489	1
WESTERN CIRCUIT	297	2	837	1	351	1	4	2	1489	1	72	2	239	1	75	1	0	0	386	1	1875	1
ROCKDALE CIRCUIT	94	1	372	1	151	1	1	0	618	1	17	1	109	1	57	1	0	0	183	1	801	1
DOUGLAS CIRCUIT	315	2	1505	2	766	3	2	1	2588	2	58	2	465	3	199	3	2	6	724	3	3312	2
APPALACHIAN CIRCUIT	157	1	689	1	392	1	3	1	1241	1	30	1	242	1	118	2	0	0	390	1	1631	1
ENOTAH CIRCUIT	61	0	363	1	184	1	1	0	609	1	10	0	114	1	50	1	0	0	174	1	783	1
BELL-FORSYTH CIRCUIT	67	0	332	1	178	1	3	1	580	1	12	0	95	1	44	1	1	3	152	1	732	1
Total reported	13928		61585		27852		206		103571		3037		17720		7002		32		27791		131362	
Percent Reported	97.6		97.3		97.7		99.0		97.4		97.8		97.2		97.5		100.0		97.3		97.4	
TOWALIGA CIRCUIT	119		257		85		1		462		25		69		18		0		112		574	
TOWALIGA CIRCUIT	230		1475		560		1		2266		43		447		164		0		654		2920	
Total	14277		63317		28497		208		106299		3105		18236		7184		32		28557		134856	

Probationer Statistical Profile

Sample: Active & admin probationers, not in facilities
Act probationers 06/20/2000

Requestor: Statistics

CIRCUIT OF CURRENT SUPERVISION by current age & sex

CIRCUIT	Men							Women							Grand Total	%						
	age 00-21	age %	age 22-39	age %	age 40-98	age %	UNKWN %	Men Total	age 00-21	age %	age 22-39	age %	age 40-98	age %			UNKWN %	Women Total				
ALAPAHA CIRCUIT	107	1	776	1	398	1	3	1	1284	1	19	1	170	1	88	1	0	0	277	1	1561	1
ALCOVY CIRCUIT	167	1	1303	2	632	2	3	1	2105	2	33	1	322	2	127	2	1	3	483	2	2588	2
ATLANTA CIRCUIT	1251	9	6210	10	2780	10	4	2	10245	10	173	6	1491	8	616	9	2	6	2282	8	12527	9
ATLANTIC CIRCUIT	140	1	521	1	232	1	6	3	899	1	25	1	189	1	75	1	0	0	289	1	1188	1
AUGUSTA CIRCUIT	456	3	1937	3	880	3	2	1	3275	3	120	4	600	3	257	4	0	0	977	3	4252	3
BLUE RIDGE CIRCUIT	187	1	697	1	308	1	5	2	1197	1	32	1	202	1	92	1	2	6	328	1	1525	1
BRUNSWICK CIRCUIT	352	2	1450	2	704	3	9	4	2515	2	83	3	382	2	164	2	1	3	630	2	3145	2
CHATTAHOOCHEE CIRCUIT	374	3	1729	3	805	3	2	1	2910	3	85	3	552	3	228	3	0	0	865	3	3775	3
CHEROKEE CIRCUIT	238	2	1559	2	722	3	3	1	2522	2	62	2	485	3	167	2	1	3	715	3	3237	2
CLAYTON CIRCUIT	281	2	900	1	362	1	0	0	1543	1	73	2	396	2	111	2	1	3	581	2	2124	2
COBB CIRCUIT	1029	7	5090	8	2158	8	17	8	8294	8	270	9	1405	8	588	8	1	3	2264	8	10558	8
CONASAUGA CIRCUIT	244	2	1147	2	429	2	0	0	1820	2	50	2	338	2	104	1	1	3	493	2	2313	2
CORDELE CIRCUIT	128	1	512	1	246	1	5	2	891	1	24	1	153	1	60	1	0	0	237	1	1128	1
COWETA CIRCUIT	471	3	1606	3	802	3	9	4	2888	3	113	4	574	3	227	3	2	6	916	3	3804	3
DOUGHERTY CIRCUIT	316	2	2046	3	869	3	3	1	3234	3	71	2	591	3	220	3	0	0	882	3	4116	3
DUBLIN CIRCUIT	123	1	602	1	280	1	5	2	1010	1	10	0	124	1	54	1	1	3	189	1	1199	1
EASTERN CIRCUIT	395	3	1387	2	676	2	7	3	2465	2	90	3	643	4	234	3	1	3	968	3	3433	3
FLINT CIRCUIT	181	1	613	1	253	1	2	1	1049	1	32	1	173	1	61	1	0	0	266	1	1315	1
GRIFFIN CIRCUIT	359	3	1066	2	518	2	10	5	1953	2	96	3	371	2	132	2	3	10	602	2	2555	2
GWINNETT CIRCUIT	1169	8	4788	8	1749	6	14	7	7720	7	358	12	1321	7	484	7	3	10	2166	8	9886	7
HOUSTON CIRCUIT	159	1	616	1	231	1	1	0	1007	1	34	1	185	1	56	1	0	0	275	1	1282	1
LOOKOUT MOUNTAIN CIR	199	1	997	2	438	2	2	1	1636	2	47	2	333	2	126	2	0	0	506	2	2142	2
MACON CIRCUIT	351	2	1796	3	857	3	5	2	3009	3	89	3	602	3	260	4	0	0	951	3	3960	3
MIDDLE CIRCUIT	253	2	986	2	478	2	6	3	1723	2	66	2	307	2	129	2	1	3	503	2	2226	2
MOUNTAIN CIRCUIT	98	1	394	1	212	1	2	1	706	1	19	1	104	1	50	1	0	0	173	1	879	1
NORTHEASTERN CIRCUIT	151	1	758	1	389	1	5	2	1303	1	47	2	282	2	111	2	0	0	440	2	1743	1
NORTHERN CIRCUIT	172	1	968	2	476	2	9	4	1625	2	19	1	250	1	87	1	1	3	357	1	1982	1
OCMULGEE CIRCUIT	367	3	1703	3	690	2	4	2	2764	3	63	2	373	2	152	2	0	0	588	2	3352	3
OCONEE CIRCUIT	191	1	637	1	295	1	1	0	1124	1	32	1	170	1	85	1	1	3	288	1	1412	1
OGEECHEE CIRCUIT	355	3	1070	2	479	2	4	2	1908	2	86	3	344	2	121	2	1	3	552	2	2460	2
PATAULA CIRCUIT	170	1	652	1	278	1	4	2	1104	1	27	1	165	1	78	1	2	6	272	1	1376	1
PIEDMONT CIRCUIT	167	1	835	1	424	2	1	0	1427	1	34	1	239	1	90	1	0	0	363	1	1790	1
ROME CIRCUIT	117	1	792	1	410	1	1	0	1320	1	41	1	255	1	112	2	0	0	408	1	1728	1
SOUTH GEORGIA CIRCUIT	183	1	1060	2	520	2	4	2	1767	2	34	1	294	2	109	2	1	3	438	2	2205	2
SOUTHERN CIRCUIT	574	4	2350	4	920	3	8	4	3852	4	98	3	535	3	197	3	1	3	831	3	4683	4
SOUTHWESTERN CIRCUIT	286	2	1360	2	698	2	2	1	2346	2	51	2	326	2	142	2	0	0	519	2	2865	2

(continued)

Probationer Statistical Profile

Sample: Active & admin probationers, not in facilities
Act probationers 06/20/2000

Requestor: Statistics

CIRCUIT OF CURRENT SUPERVISION by current age & sex (CONTINUED)

CIRCUIT	M e n								W o m e n								Grand					
	age	age	age	age	Men	age	age	age	age	Women	age	age	age	Women	Total	%						
	00-21	%	22-39	%	40-98	%	UNKWN	%	Total	%	00-21	%	22-39	%	40-98	%	UNKWN	%	Total	%		
STONE MOUNTAIN CIRCU	845	6	3076	5	1302	5	7	3	5230	5	166	5	944	5	325	5	0	0	1435	5	6665	5
TALLAPOOSA CIRCUIT	235	2	1045	2	582	2	12	6	1874	2	33	1	261	1	124	2	0	0	418	1	2292	2
TIFTON CIRCUIT	193	1	841	1	374	1	2	1	1410	1	34	1	204	1	82	1	1	3	321	1	1731	1
TOOMBS CIRCUIT	69	0	355	1	180	1	1	0	605	1	11	0	78	0	30	0	0	0	119	0	724	1
WAYCROSS CIRCUIT	150	1	737	1	342	1	1	0	1230	1	37	1	219	1	83	1	0	0	339	1	1569	1
WESTERN CIRCUIT	274	2	852	1	355	1	5	2	1486	1	72	2	217	1	75	1	0	0	364	1	1850	1
ROCKDALE CIRCUIT	94	1	396	1	172	1	2	1	664	1	20	1	126	1	51	1	0	0	197	1	861	1
DOUGLAS CIRCUIT	278	2	1292	2	667	2	1	0	2238	2	55	2	390	2	163	2	2	6	610	2	2848	2
APPALACHIAN CIRCUIT	149	1	645	1	389	1	3	1	1186	1	28	1	223	1	108	2	0	0	359	1	1545	1
ENOTAH CIRCUIT	63	0	367	1	190	1	1	0	621	1	11	0	112	1	52	1	0	0	175	1	796	1
Total reported	14111		62519		28151		203		104984		3073		18020		7087		31		28211		133195	
Percent Reported	98.8		98.7		98.8		97.6		98.8		99.0		98.8		98.6		96.9		98.8		98.8	
Washington Det Ctr	166		798		346		5		1315		32		216		97		1		346		1661	
Total	14277		63317		28497		208		106299		3105		18236		7184		32		28557		134856	

Probationer Statistical Profile

Sample: Active & admin probationers, not in facilities
Act probationers 06/20/2000

Requestor: Statistics

SENTENCE LENGTH by current age & sex

SENTENCE (IN YEARS)	M e n							W o m e n							Grand Total %
	age 00-21 %	age 22-39 %	age 40-98 %	age UNKWN %	Men Total %	age 00-21 %	age 22-39 %	age 40-98 %	age UNKWN %	Women Total %					
0-1	1490 10	4383 7	1611 6	13 6	7497 7	449 14	1288 7	429 6	1 3	2167 8	9664 7				
1.1-2	2236 16	6205 10	2639 9	36 17	11116 10	647 21	1916 11	630 9	6 19	3199 11	14315 11				
2.1-3	1689 12	5446 9	2302 8	26 13	9463 9	450 14	1933 11	599 8	5 16	2987 10	12450 9				
3.1-4	1360 10	5187 8	2240 8	16 8	8803 8	392 13	1963 11	662 9	4 13	3021 11	11824 9				
4.1-5	1510 11	7699 12	3204 11	23 11	12436 12	251 8	2131 12	794 11	3 9	3179 11	15615 12				
5.1-6	3342 23	14881 24	6328 22	46 22	24597 23	579 19	4292 24	1618 23	3 9	6492 23	31089 23				
6.1-7	360 3	2311 4	990 3	9 4	3670 3	64 2	619 3	252 4	1 3	936 3	4606 3				
7.1-8	379 3	2579 4	1104 4	4 2	4066 4	43 1	555 3	259 4	0 0	857 3	4923 4				
8.1-9	310 2	2082 3	919 3	5 2	3316 3	45 1	560 3	260 4	1 3	866 3	4182 3				
9.1-10	125 1	1001 2	569 2	0 0	1695 2	11 0	257 1	113 2	0 0	381 1	2076 2				
10.1-12	1160 8	7653 12	3816 13	22 11	12651 12	148 5	2099 12	1100 15	8 25	3355 12	16006 12				
12.1-15	57 0	903 1	632 2	0 0	1592 1	8 0	128 1	113 2	0 0	249 1	1841 1				
15.1-20	153 1	1564 2	1077 4	3 1	2797 3	8 0	287 2	186 3	0 0	481 2	3278 2				
20.1-OVER	105 1	1401 2	992 3	5 2	2503 2	10 0	207 1	166 2	0 0	383 1	2886 2				
INDEFINITE	1 0	21 0	74 0	0 0	96 0	0 0	1 0	3 0	0 0	4 0	100 0				
Total reported	14277	63316	28497	208	106298	3105	18236	7184	32	28557	134855				
Percent Reported	100.0	100.0	100.0	100.0	100.0	100.0	100.0	100.0	100.0	100.0	100.0				
NOT REPORTED	0	1	0	0	1	0	0	0	0	0	1				
Total	14277	63317	28497	208	106299	3105	18236	7184	32	28557	134856				
AVERAGE EXCLUDING INDEFINITE	4.35	5.62	6.26	4.80	5.62	3.46	5.09	5.92	4.80	5.12	5.51				

Probationer Statistical Profile

Sample: Active & admin probationers, not in facilities
Act probationers 06/20/2000

Requestor: Statistics

TIME SERVED by current age & sex

TIME SERVED (IN YRS)	M e n					W o m e n					Grand Total %
	age 00-21 %	age 22-39 %	age 40-98 %	age UNKWN %	Men Total %	age 00-21 %	age 22-39 %	age 40-98 %	age UNKWN %	Women Total %	
0-1	7797 55	19937 31	8033 28	105 50	35872 34	1826 59	6180 34	1989 28	16 50	10011 35	45883 34
1.1-2	3768 26	13479 21	5657 20	66 32	22970 22	765 25	4202 23	1446 20	14 44	6427 23	29397 22
2.1-3	1880 13	10252 16	4323 15	33 16	16488 16	406 13	3198 18	1215 17	1 3	4820 17	21308 16
3.1-4	694 5	7346 12	3149 11	1 0	11190 11	87 3	1929 11	833 12	0 0	2849 10	14039 10
4.1-5	107 1	5135 8	2414 8	1 0	7657 7	14 0	1223 7	585 8	1 3	1823 6	9480 7
5.1-6	9 0	2272 4	1099 4	0 0	3380 3	0 0	480 3	245 3	0 0	725 3	4105 3
6.1-7	3 0	1453 2	846 3	0 0	2302 2	0 0	314 2	226 3	0 0	540 2	2842 2
7.1-8	5 0	1000 2	668 2	0 0	1673 2	0 0	226 1	166 2	0 0	392 1	2065 2
8.1-9	4 0	891 1	669 2	1 0	1565 1	5 0	199 1	167 2	0 0	371 1	1936 1
9.1-10	5 0	687 1	591 2	1 0	1284 1	1 0	135 1	142 2	0 0	278 1	1562 1
10.1-12	4 0	438 1	423 1	0 0	865 1	1 0	72 0	84 1	0 0	157 1	1022 1
12.1-15	0 0	324 1	371 1	0 0	695 1	0 0	58 0	48 1	0 0	106 0	801 1
15.1-20	0 0	98 0	215 1	0 0	313 0	0 0	18 0	33 0	0 0	51 0	364 0
20.1-OVER	0 0	5 0	38 0	0 0	43 0	0 0	2 0	5 0	0 0	7 0	50 0
Total reported	14276	63317	28496	208	106297	3105	18236	7184	32	28557	134854
Percent Reported	100.0	100.0	100.0	100.0	100.0	100.0	100.0	100.0	100.0	100.0	100.0
NOT REPORTED	1	0	1	0	2	0	0	0	0	0	2
Total	14277	63317	28497	208	106299	3105	18236	7184	32	28557	134856
AVERAGE TIME SERVED	1.19	2.50	3.05	1.23	2.47	1.09	2.22	2.89	1.22	2.27	2.42

Probationer Statistical Profile

Sample: Active & admin probationers, not in facilities
Act probationers 06/20/2000

Requestor: Statistics

TIME LEFT TO SERVE by current age & sex

TIME LEFT (IN YEARS)	Men					Women					Grand Total %
	age 00-21 %	age 22-39 %	age 40-98 %	age UNKWN %	Men Total %	age 00-21 %	age 22-39 %	age 40-98 %	age UNKWN %	Women Total %	
0-1	4187 29	17715 28	7897 28	58 28	29857 28	1239 40	5404 30	2004 28	10 31	8657 30	38514 29
1.1-2	1995 14	10758 17	4895 17	25 12	17673 17	503 16	3238 18	1298 18	4 13	5043 18	22716 17
2.1-3	2057 14	9067 14	3952 14	26 13	15102 14	463 15	2814 15	1050 15	2 6	4329 15	19431 14
3.1-4	1842 13	7530 12	3207 11	32 15	12611 12	303 10	2043 11	806 11	4 13	3156 11	15767 12
4.1-5	1849 13	6155 10	2656 9	26 13	10686 10	308 10	1786 10	644 9	2 6	2740 10	13426 10
5.1-6	351 2	2426 4	1155 4	8 4	3940 4	55 2	586 3	317 4	2 6	960 3	4900 4
6.1-7	408 3	2292 4	1039 4	2 1	3741 4	48 2	595 3	261 4	1 3	905 3	4646 3
7.1-8	408 3	1916 3	850 3	9 4	3183 3	40 1	534 3	224 3	1 3	799 3	3982 3
8.1-9	429 3	1575 2	740 3	4 2	2748 3	54 2	423 2	177 2	3 9	657 2	3405 3
9.1-10	428 3	1436 2	674 2	8 4	2546 2	68 2	402 2	164 2	3 9	637 2	3183 2
10.1-12	58 0	691 1	399 1	3 1	1151 1	6 0	113 1	69 1	0 0	188 1	1339 1
12.1-15	139 1	821 1	409 1	3 1	1372 1	4 0	137 1	68 1	0 0	209 1	1581 1
15.1-20	92 1	567 1	328 1	4 2	991 1	8 0	92 1	56 1	0 0	156 1	1147 1
20.1-OVER	24 0	306 0	195 1	0 0	525 0	4 0	52 0	37 1	0 0	93 0	618 0
INDEFINITE	1 0	21 0	74 0	0 0	96 0	0 0	1 0	3 0	0 0	4 0	100 0
NONE	9 0	41 0	27 0	0 0	77 0	2 0	16 0	6 0	0 0	24 0	101 0
Total reported	14277	63317	28497	208	106299	3105	18236	7184	32	28557	134856
Percent Reported	100.0	100.0	100.0	100.0	100.0	100.0	100.0	100.0	100.0	100.0	100.0
NOT REPORTED	0	0	0	0	0	0	0	0	0	0	0
Total	14277	63317	28497	208	106299	3105	18236	7184	32	28557	134856
AVERAGE EXCLUDING INDEFINITE, NONE	3.20	3.29	3.44	3.57	3.32	2.39	2.99	3.23	3.58	2.99	3.25

Probationer Statistical Profile

Sample: Active & admin probationers, not in facilities
Act probationers 06/20/2000

Requestor: Statistics

CASE TYPE by current age & sex

CASE TYPE	Men				Women				Grand Total	%												
	age 00-21	age 22-39	age 40-98	age UNKWN	Men Total	age 00-21	age 22-39	age 40-98			age UNKWN	Women Total										
PRESENTENCE	0	0	0	0	0	0	0	0	0	0	0	0	0	0								
SPLIT SENTENCE	210	1	5683	9	3903	14	5	2	9801	9	9	0	698	4	485	7	0	0	1192	4	10993	8
STRAIGHT SENTENCE	13832	97	56091	89	23946	84	202	97	94071	88	3053	98	17084	94	6527	91	32100	26696	93	120767	90	
ABANDONMENT&BASTARDY	1	0	24	0	69	0	0	0	94	0	0	0	1	0	0	0	0	0	1	0	95	0
OUT OF STATE PROB	230	2	1490	2	566	2	1	0	2287	2	43	1	449	2	168	2	0	0	660	2	2947	2
OUT OF STATE A&B	0	0	0	0	0	0	0	0	0	0	0	0	0	0	0	0	0	0	0	0	0	0
SUSPENDED SENTENCE	4	0	29	0	13	0	0	0	46	0	0	0	4	0	4	0	0	0	8	0	54	0
Total reported	14277		63317		28497		208		106299		3105		18236		7184		32	28557		134856		
Percent Reported	100.0		100.0		100.0		100.0		100.0		100.0		100.0		100.0		100.0	100.0		100.0		
NOT REPORTED	0		0		0		0		0		0		0		0		0	0		0		
Total	14277		63317		28497		208		106299		3105		18236		7184		32	28557		134856		

Probationer Statistical Profile

Sample: Active & admin probationers, not in facilities
Act probationers 06/20/2000

Requestor: Statistics

RELEASE TYPE by current age & sex

RELEASE TYPE	M e n					W o m e n					Grand	
	age 00-21	age 22-39	age 40-98	age UNKWN	Men Total	age 00-21	age 22-39	age 40-98	age UNKWN	Women Total	Total	%
TRANSF OUT OF STATE	0	0	0	0	0	0	0	0	0	0	0	0
REVOKED (TECHNICAL)	0	0	0	0	0	0	0	0	0	0	0	0
REVOKED (NEW SENT)	0	0	0	0	0	0	0	0	0	0	0	0
REVOKED (NEW CRIME)	0	0	0	0	0	0	0	0	0	0	0	0
ABSCONDED (TOLLED)	0	0	0	0	0	0	0	0	0	0	0	0
ABSCONDED (NON-TOLL)	0	0	0	0	0	0	0	0	0	0	0	0
TERMINATED BY COURT	0	0	0	0	0	0	0	0	0	0	0	0
OUT OF STATE TERM	0	0	0	0	0	0	0	0	0	0	0	0
DEATH	0	0	0	0	0	0	0	0	0	0	0	0
FINAN OBLIG COMPLETE	0	0	0	0	0	0	0	0	0	0	0	0
OTHER	0	0	0	0	0	0	0	0	0	0	0	0
NORMAL RELEASE	0	0	0	0	0	0	0	0	0	0	0	0
A & B SPECIAL TERM	0	0	0	0	0	0	0	0	0	0	0	0
INDEP JURISDICTION	0	0	0	0	0	0	0	0	0	0	0	0
ACTIVE	14277	63317	28497	208	106299	3105	18236	7184	32	28557	134856	
Total reported	14277	63317	28497	208	106299	3105	18236	7184	32	28557	134856	
Percent Reported	100.0	100.0	100.0	100.0	100.0	100.0	100.0	100.0	100.0	100.0	100.0	
NOT REPORTED	0	0	0	0	0	0	0	0	0	0	0	
Total	14277	63317	28497	208	106299	3105	18236	7184	32	28557	134856	

Probationer Statistical Profile

Sample: Active & admin probationers, not in facilities
Act probationers 06/20/2000

Requestor: Statistics

FIRST OFFENDER STATUS by current age & sex

STATUS	M e n					W o m e n					Grand Total %
	age 00-21 %	age 22-39 %	age 40-98 %	age UNKWN %	Men Total %	age 00-21 %	age 22-39 %	age 40-98 %	age UNKWN %	Women Total %	
FIRST OFFNR STATUS	5852 41	13991 22	4137 15	39 19	24019 23	1570 51	6374 35	1924 27	10 31	9878 35	33897 25
NO FIRST OFFNR STAT	8423 59	49243 78	24229 85	169 81	82064 77	1535 49	11848 65	5239 73	22 69	18644 65	100708 75
Total reported	14275	63234	28366	208	106083	3105	18222	7163	32	28522	134605
Percent Reported	100.0	99.9	99.5	100.0	99.8	100.0	99.9	99.7	100.0	99.9	99.8
NOT REPORTED	2	83	131	0	216	0	14	21	0	35	251
Total	14277	63317	28497	208	106299	3105	18236	7184	32	28557	134856

Probationer Statistical Profile

Sample: Active & admin probationers, not in facilities
Act probationers 06/20/2000

Requestor: Statistics

TYPE PROBATIONER by current age & sex

TYPE PROBATIONER	M e n					W o m e n					Grand Total %
	age 00-21 %	age 22-39 %	age 40-98 %	age UNKWN %	Men Total %	age 00-21 %	age 22-39 %	age 40-98 %	age UNKWN %	Women Total %	
MISDEMEANANT	3061 22	9131 14	3878 14	55 27	16125 15	910 30	2655 15	967 14	9 28	4541 16	20666 15
FELON	11002 78	53867 85	24404 86	151 73	89424 85	2147 70	15446 85	6160 86	23 72	23776 84	113200 84
ABANDONMENT&BASTARDY	1 0	24 0	69 0	0 0	94 0	0 0	1 0	0 0	0 0	1 0	95 0
SUSPENDED SENTENCE	4 0	29 0	13 0	0 0	46 0	0 0	4 0	4 0	0 0	8 0	54 0
Total reported	14068	63051	28364	206	105689	3057	18106	7131	32	28326	134015
Percent Reported	98.5	99.6	99.5	99.0	99.4	98.5	99.3	99.3	100.0	99.2	99.4
NOT REPORTED	209	266	133	2	610	48	130	53	0	231	841
Total	14277	63317	28497	208	106299	3105	18236	7184	32	28557	134856

Probationer Statistical Profile

Sample: Active & admin probationers, not in facilities
Act probationers 06/20/2000

Requestor: Statistics

MOST SERIOUS CRIME BY GROUP by current age & sex

CRIME GROUP	Men				Women				Grand Total	%	
	age 00-21	age 22-39	age 40-98	age UNKWN	Men Total	age 00-21	age 22-39	age 40-98			age UNKWN
HOMICIDE	30	349	251	0	630	5	99	81	0	185	815
ABORTION	0	5	1	0	6	0	1	0	0	1	7
BODILY INJRY&REL OFF	720	4949	2812	26	8507	150	976	393	1	1520	10027
ARSON & REL OFF	42	320	176	0	538	10	87	52	0	149	687
DAMAGE OF PROPERTY	256	649	209	3	1117	45	138	41	0	224	1341
BURGLARY & REL OFF	1854	5549	1355	6	8764	138	524	121	0	783	9547
FORGERY & REL OFF	555	3961	1621	6	6143	478	3493	1122	4	5097	11240
THEFT	2696	8209	3006	17	13928	795	3765	1288	2	5850	19778
ROBBERY	410	1655	422	1	2488	37	140	42	0	219	2707
SEXUAL OFFENSES	441	2003	1947	11	4402	12	91	38	0	141	4543
OBSCENITY CRIMES	1	6	3	0	10	0	0	0	0	0	10
TREASON & REL OFF	9	27	5	0	41	2	14	3	0	19	60
CRIMES INVOLVNG GOVT	176	1124	412	3	1715	33	442	230	1	706	2421
FALSIFICATIONS	21	154	93	1	269	17	85	29	0	131	400
OBSTRUCT LAW ENFORCE	36	226	88	0	350	14	83	27	0	124	474
DISORDERLY CONDUCT	71	217	58	2	348	9	26	7	0	42	390
GAMBLING & REL OFF	4	18	17	0	39	5	6	4	0	15	54
CRUELTY TO CHILDREN	25	524	301	2	852	20	373	95	0	488	1340
CRIMES WITH GUNS	186	985	596	3	1770	20	51	26	0	97	1867
INVASION PRIVACY	7	102	44	1	154	0	0	2	0	2	156
RACKETEERING	0	3	17	0	20	1	4	2	0	7	27
DRUG ABUSE OFFENSES	3292	19384	8071	55	30802	326	4515	2211	13	7065	37867
DRUG TRAFFICKING	26	430	262	0	718	8	100	82	1	191	909
AUTO CRIMES	17	2521	2381	13	4932	1	230	191	0	422	5354
REVENUE & CONTRABAND	1	3	8	0	12	1	3	1	0	5	17
CRIMES OF OTH STATES	32	177	86	0	295	5	63	24	0	92	387
MISC. FELONIES	93	316	169	1	579	15	132	50	1	198	777
MISDEMEANORS	3275	9427	4084	57	16843	958	2788	1021	9	4776	21619
Total reported	14276	63293	28495	208	106272	3105	18229	7183	32	28549	134821
Percent Reported	100.0	100.0	100.0	100.0	100.0	100.0	100.0	100.0	100.0	100.0	100.0
NOT REPORTED	1	24	2	0	27	0	7	1	0	8	35
Total	14277	63317	28497	208	106299	3105	18236	7184	32	28557	134856

Probationer Statistical Profile

Sample: Active & admin probationers, not in facilities
Act probationers 06/20/2000

Requestor: Statistics

MOST SERIOUS OFFENSE by current age & sex

MOST SERIOUS OFFENSE	Men					Women					Grand Total %	
	age 00-21 %	age 22-39 %	age 40-98 %	age UNKWN %	Men Total %	age 00-21 %	age 22-39 %	age 40-98 %	age UNKWN %	Women Total %		

MISDEMEANORS	-----											
abandonment	1 0	20 0	68 0	0 0	89 0	0 0	2 0	0 0	0 0	2 0	91 0	
non-support	0 0	1 0	0 0	0 0	1 0	0 0	0 0	0 0	0 0	0 0	1 0	
stalking	4 0	44 0	32 0	0 0	80 0	1 0	4 0	6 0	0 0	11 0	91 0	
assault & battery	43 0	364 1	135 0	1 0	543 1	12 0	57 0	12 0	0 0	81 0	624 0	
attempted murder	1 0	2 0	0 0	0 0	3 0	1 0	0 0	0 0	0 0	1 0	4 0	
aggravated assault	2 0	31 0	23 0	1 0	57 0	2 0	8 0	3 0	0 0	13 0	70 0	
simple assault	50 0	196 0	106 0	2 1	354 0	17 1	47 0	16 0	0 0	80 0	434 0	
simple battery	353 2	1511 2	633 2	11 5	2508 2	96 3	311 2	91 1	1 3	499 2	3007 2	
stabbing another	3 0	4 0	2 0	0 0	9 0	2 0	3 0	2 0	0 0	7 0	16 0	
shooting at another	2 0	2 0	2 0	0 0	6 0	0 0	2 0	1 0	0 0	3 0	9 0	
wife beating	0 0	0 0	4 0	0 0	4 0	0 0	0 0	0 0	0 0	0 0	4 0	
concealing a death	0 0	1 0	1 0	0 0	2 0	0 0	0 0	0 0	0 0	0 0	2 0	
leave scene had inju	1 0	0 0	1 0	0 0	2 0	0 0	1 0	0 0	0 0	1 0	3 0	
criminal intfer govt	2 0	3 0	2 0	0 0	7 0	0 0	1 0	0 0	0 0	1 0	8 0	
reckless conduct	48 0	99 0	43 0	2 1	192 0	8 0	29 0	4 0	0 0	41 0	233 0	
disorderly conduct	52 0	91 0	50 0	0 0	193 0	14 0	33 0	17 0	0 0	64 0	257 0	
hazing	0 0	1 0	0 0	0 0	1 0	1 0	0 0	0 0	0 0	1 0	2 0	
motor vehicle abando	0 0	1 0	1 0	0 0	2 0	0 0	1 0	1 0	0 0	2 0	4 0	
larceny	2 0	5 0	1 0	0 0	8 0	1 0	1 0	1 0	0 0	3 0	11 0	
receiving stolen goo	50 0	64 0	15 0	0 0	129 0	8 0	29 0	1 0	0 0	38 0	167 0	
theft by taking	213 1	323 1	86 0	0 0	622 1	104 3	160 1	49 1	1 3	314 1	936 1	
robbery	2 0	8 0	1 0	0 0	11 0	0 0	2 0	0 0	0 0	2 0	13 0	
burglary	9 0	29 0	5 0	0 0	43 0	1 0	3 0	0 0	0 0	4 0	47 0	
taking vech temporar	1 0	1 0	0 0	0 0	2 0	0 0	0 0	0 0	0 0	0 0	2 0	
alter id	2 0	3 0	0 0	0 0	5 0	0 0	0 0	1 0	0 0	1 0	6 0	
defrauding public ut	0 0	0 0	1 0	0 0	1 0	0 0	1 0	0 0	0 0	1 0	2 0	
cheating & swindling	0 0	2 0	1 0	0 0	3 0	0 0	1 0	0 0	0 0	1 0	4 0	
bad checks	21 0	268 0	135 0	0 0	424 0	47 2	326 2	133 2	2 6	508 2	932 1	
fraudulent checks	2 0	11 0	6 0	0 0	19 0	1 0	12 0	4 0	0 0	17 0	36 0	
forgery	3 0	14 0	4 0	0 0	21 0	1 0	13 0	3 0	0 0	17 0	38 0	
worthless checks	0 0	9 0	4 0	0 0	13 0	0 0	12 0	10 0	0 0	22 0	35 0	
sale/dist of narcoti	0 0	5 0	4 0	0 0	9 0	0 0	0 0	1 0	0 0	1 0	10 0	
public drunkenness	11 0	32 0	15 0	0 0	58 0	1 0	3 0	5 0	0 0	9 0	67 0	

(continued)

Probationer Statistical Profile

Sample: Active & admin probationers, not in facilities
Act probationers 06/20/2000

Requestor: Statistics

MOST SERIOUS OFFENSE by current age & sex (CONTINUED)

MOST SERIOUS OFFENSE	Men					Women					Grand Total	%
	age 00-21	age 22-39	age 40-98	age UNKWN	Men Total	age 00-21	age 22-39	age 40-98	age UNKWN	Women Total		
s/d dep,stim,cntrf d	0 0	2 0	0 0	0 0	2 0	0 0	1 0	0 0	0 0	1 0	3 0	
abusive language	1 0	3 0	2 0	0 0	6 0	0 0	2 0	0 0	0 0	2 0	8 0	
poss n.t.p. whiskey	0 0	0 0	1 0	0 0	1 0	0 0	0 0	1 0	0 0	1 0	2 0	
sale/dist of l.s.d.	0 0	1 0	0 0	0 0	1 0	0 0	0 0	0 0	0 0	0 0	1 0	
sale/dist of marijua	1 0	8 0	5 0	0 0	14 0	0 0	1 0	0 0	0 0	1 0	15 0	
poss of narcotics	1 0	3 0	1 0	0 0	5 0	1 0	0 0	1 0	0 0	2 0	7 0	
poss dep,stim,cntrf	0 0	5 0	0 0	0 0	5 0	0 0	1 0	0 0	0 0	1 0	6 0	
poss of l.s.d.	0 0	0 0	1 0	0 0	1 0	0 0	0 0	0 0	0 0	0 0	1 0	
poss of marijuana	303 2	363 1	74 0	3 1	743 1	39 1	81 0	17 0	0 0	137 0	880 1	
viol motor veh law	149 1	511 1	141 0	1 0	802 1	24 1	92 1	28 0	1 3	145 1	947 1	
d.u.i.	575 4	3227 5	1665 6	29 14	5496 5	110 4	607 3	297 4	4 13	1018 4	6514 5	
obstr of law enf off	179 1	411 1	136 0	1 0	727 1	29 1	104 1	49 1	0 0	182 1	909 1	
impersonating anothe	25 0	60 0	10 0	0 0	95 0	6 0	25 0	1 0	0 0	32 0	127 0	
criminal trespassing	251 2	280 0	121 0	3 1	655 1	37 1	98 1	24 0	0 0	159 1	814 1	
illegal attm to obt	1 0	1 0	0 0	0 0	2 0	0 0	1 0	2 0	0 0	3 0	5 0	
criminal damage	19 0	20 0	4 0	0 0	43 0	3 0	8 0	1 0	0 0	12 0	55 0	
terroristic threats	2 0	7 0	5 0	0 0	14 0	2 0	1 0	1 0	0 0	4 0	18 0	
viol ga cntrl subst	205 1	339 1	72 0	0 0	616 1	44 1	93 1	22 0	0 0	159 1	775 1	
prostitution	0 0	0 0	0 0	0 0	0 0	1 0	7 0	2 0	0 0	10 0	10 0	
sodomy	0 0	2 0	5 0	0 0	7 0	0 0	2 0	0 0	0 0	2 0	9 0	
public indecency	7 0	54 0	19 0	0 0	80 0	1 0	0 0	0 0	0 0	1 0	81 0	
peeping tom	4 0	4 0	1 0	0 0	9 0	0 0	0 0	0 0	0 0	0 0	9 0	
molesting a minor	0 0	0 0	3 0	0 0	3 0	0 0	1 0	0 0	0 0	1 0	4 0	
attempted rape	0 0	3 0	0 0	0 0	3 0	0 0	0 0	0 0	0 0	0 0	3 0	
sexual battery	19 0	48 0	38 0	0 0	105 0	1 0	2 0	0 0	0 0	3 0	108 0	
vagrancy	1 0	1 0	0 0	0 0	2 0	0 0	1 0	0 0	0 0	1 0	3 0	
escape	5 0	17 0	4 0	0 0	26 0	1 0	2 0	0 0	0 0	3 0	29 0	
cpwl & concealed wea	67 0	95 0	26 0	1 0	189 0	4 0	8 0	3 0	0 0	15 0	204 0	
shoplifting	242 2	246 0	95 0	0 0	583 1	258 8	341 2	105 1	0 0	704 2	1287 1	
viol game & fish law	5 0	4 0	1 0	0 0	10 0	0 0	0 0	0 0	0 0	0 0	10 0	
pointing gun at anot	5 0	17 0	15 0	0 0	37 0	1 0	2 0	1 0	0 0	4 0	41 0	
carry dly weapons pu	12 0	16 0	4 0	0 0	32 0	1 0	2 0	0 0	0 0	3 0	35 0	
criminal attempt	4 0	3 0	1 0	0 0	8 0	0 0	2 0	4 0	0 0	6 0	14 0	
other misdemeanor	105 1	265 0	120 0	0 0	490 0	29 1	111 1	48 1	0 0	188 1	678 1	
inciting to riot	0 0	0 0	0 0	0 0	0 0	0 0	1 0	0 0	0 0	1 0	1 0	

(continued)

Probationer Statistical Profile

Sample: Active & admin probationers, not in facilities
Act probationers 06/20/2000

Requestor: Statistics

MOST SERIOUS OFFENSE by current age & sex (CONTINUED)

MOST SERIOUS OFFENSE	Men					Women					Grand Total	%
	age 00-21	age 22-39	age 40-98	age UNKWN	Men Total	age 00-21	age 22-39	age 40-98	age UNKWN	Women Total		
fighting in public p	18	14	2	0	34	10	2	0	0	12	46	
disrupting gen.assem	1	0	0	0	1	0	0	0	0	0	1	
mis off against pub	2	5	2	0	9	0	0	1	0	1	10	
misuse firearm hunti	0	0	1	0	1	0	0	0	0	0	1	
off agnst pub hlth/m	0	3	6	0	9	0	1	0	0	1	10	
gambling & related o	0	1	2	0	3	0	1	1	0	2	5	
involuntary manslaug	0	0	2	0	2	0	1	1	0	2	4	
interference with cu	9	10	5	0	24	2	1	0	0	3	27	
theft by deception <	6	23	13	0	42	11	25	7	0	43	85	
theft/lost/property<	5	7	4	0	16	0	5	0	0	5	21	
theft of services <	4	9	8	0	21	1	6	1	0	8	29	
theft by conversion	6	27	12	0	45	0	15	5	0	20	65	
theft motor vehicle,	2	6	1	0	9	0	0	0	0	0	9	
conversn paymnt real	0	1	0	0	1	0	0	0	0	0	1	
conversn lead prop	0	1	0	0	1	0	0	0	0	0	1	
entrng mot veh crim	7	10	1	0	18	0	3	1	0	4	22	
violtn forgery&fraud	1	0	0	0	1	1	2	1	0	4	5	
abdmnt dang drugs/po	1	2	2	0	5	0	0	0	0	0	5	
trnsatns drug rel ob	0	0	0	0	0	0	1	0	0	1	1	
tpos/use drug rel ob	0	3	3	0	6	0	2	1	0	3	9	
obtn/attmpt drugs il	1	5	3	0	9	0	5	5	0	10	19	
viol dangerous drugs	0	2	3	0	5	0	1	0	0	1	6	
mfg/dist imitate con	0	3	0	0	3	0	0	0	0	0	3	
misc. abuse govt off	1	0	0	0	1	0	2	0	0	2	3	
misc. obstruction pu	1	1	0	0	2	0	0	1	0	1	3	
misc. escape & other	1	0	0	0	1	0	0	0	0	0	1	
misc. offns relt jud	0	2	0	0	2	0	2	1	0	3	5	
misc. obstruction of	0	6	0	0	6	2	3	1	0	6	12	
misc. crim trsps/cr	2	3	1	0	6	0	1	0	0	1	7	
misc. sexual offense	18	4	4	0	26	0	3	1	0	4	30	
keepng place prostit	0	0	0	0	0	0	2	0	0	2	2	
pandering	3	6	3	0	12	0	0	0	0	0	12	
distrbut obscene mat	0	2	0	0	2	0	0	0	0	0	2	
providing sex mat mi	0	1	0	0	1	0	0	0	0	0	1	
exhibit sex shows mi	1	0	1	0	2	0	1	0	0	1	3	

(continued)

Probationer Statistical Profile

Sample: Active & admin probationers, not in facilities
Act probationers 06/20/2000

Requestor: Statistics

MOST SERIOUS OFFENSE by current age & sex (CONTINUED)

MOST SERIOUS OFFENSE	Men					Women					Grand Total	%
	age 00-21	age 22-39	age 40-98	age UNKWN	Men Total	age 00-21	age 22-39	age 40-98	age UNKWN	Women Total		
dng instrmntalties & vio prvsns/regs alco	0 0	1 0	0 0	0 0	1 0	0 0	0 0	0 0	0 0	0 0	1 0	0
furnish liquor to mi	5 0	4 0	5 0	0 0	14 0	1 0	3 0	4 0	0 0	8 0	22 0	0
poss alc bev by juve	73 1	4 0	1 0	0 0	78 0	10 0	0 0	0 0	0 0	10 0	88 0	0
veh homicide tit 40	1 0	7 0	5 0	0 0	13 0	0 0	2 0	0 0	0 0	2 0	15 0	0
viol motor veh licen	0 0	1 0	0 0	0 0	1 0	0 0	0 0	1 0	0 0	1 0	2 0	0
viol cig/cigaret tax	0 0	0 0	1 0	0 0	1 0	0 0	0 0	0 0	0 0	0 0	1 0	0
conspiracy commit mis	1 0	0 0	0 0	0 0	1 0	0 0	0 0	0 0	0 0	0 0	1 0	0
misc misdemeanor	36 0	87 0	33 0	2 1	158 0	10 0	35 0	17 0	0 0	62 0	220 0	0
misc. invation of pr	0 0	1 0	1 0	0 0	2 0	0 0	0 0	0 0	0 0	0 0	2 0	0
violation othr state	3 0	3 0	6 0	0 0	12 0	0 0	1 0	3 0	0 0	4 0	16 0	0

FELONIES												

MISC. HOMICIDE OFFEN	0 0	4 0	0 0	0 0	4 0	0 0	0 0	0 0	0 0	0 0	4 0	0
MURDER	0 0	4 0	8 0	0 0	12 0	1 0	2 0	0 0	0 0	3 0	15 0	0
VOLUNTARY MANSLAUGHT	2 0	81 0	97 0	0 0	180 0	0 0	31 0	44 1	0 0	75 0	255 0	0
INVOLUNTARY MANSLAUG	12 0	52 0	36 0	0 0	100 0	2 0	19 0	9 0	0 0	30 0	130 0	0
FETICIDE	1 0	2 0	0 0	0 0	3 0	0 0	1 0	0 0	0 0	1 0	4 0	0
ADVISED KILLING OF I	0 0	0 0	1 0	0 0	1 0	0 0	0 0	0 0	0 0	0 0	1 0	0
VEHICULAR HOMICIDE	13 0	189 0	96 0	0 0	298 0	2 0	44 0	20 0	0 0	66 0	364 0	0
HOMICIDE BY PILOT,DU	0 0	3 0	1 0	0 0	4 0	0 0	0 0	1 0	0 0	1 0	5 0	0
CRIMINAL ATTEMPT MUR	2 0	14 0	12 0	0 0	28 0	0 0	2 0	7 0	0 0	9 0	37 0	0
CRIMINAL ABORTION	0 0	5 0	1 0	0 0	6 0	0 0	1 0	0 0	0 0	1 0	7 0	0
MISC. ASSAULT/BATTER	5 0	26 0	14 0	0 0	45 0	0 0	4 0	1 0	0 0	5 0	50 0	0
AGGRAVATED ASSAULT	480 3	3157 5	1851 6	19 9	5507 5	118 4	783 4	300 4	1 3	1202 4	6709 5	0
CRMNL ATTEMPT AGG AS	1 0	24 0	17 0	0 0	42 0	1 0	7 0	2 0	0 0	10 0	52 0	0
AGGRAVATED BATTERY	43 0	370 1	183 1	2 1	598 1	2 0	40 0	21 0	0 0	63 0	661 0	0
TERRORIST THREATS &	125 1	678 1	356 1	1 0	1160 1	23 1	75 0	39 1	0 0	137 0	1297 1	0
FALSE IMPRISONMENT	8 0	135 0	51 0	0 0	194 0	0 0	10 0	1 0	0 0	11 0	205 0	0
FAL IMPR UDR CLR LEG	1 0	2 0	0 0	0 0	3 0	0 0	1 0	0 0	0 0	1 0	4 0	0
MALICIOUS CONF SANE	0 0	0 0	0 0	0 0	0 0	0 0	2 0	0 0	0 0	2 0	2 0	0
KIDNAPPING	5 0	94 0	35 0	0 0	134 0	0 0	4 0	3 0	0 0	7 0	141 0	0
INTERFERENCE WITH CU	13 0	23 0	8 0	0 0	44 0	2 0	7 0	3 0	0 0	12 0	56 0	0

(continued)

Probationer Statistical Profile

Sample: Active & admin probationers, not in facilities
Act probationers 06/20/2000

Requestor: Statistics

MOST SERIOUS OFFENSE by current age & sex (CONTINUED)

MOST SERIOUS OFFENSE	Men					Women					Grand Total	%
	age 00-21	age 22-39	age 40-98	age UNKWN	Men Total	age 00-21	age 22-39	age 40-98	age UNKWN	Women Total		
AGG ASSLT ON POLICE	19 0	107 0	82 0	1 0	209 0	0 0	15 0	9 0	0 0	24 0	233 0	
AGG BTRY PEACE OFFI	3 0	10 0	1 0	0 0	14 0	0 0	3 0	0 0	0 0	3 0	17 0	
SIMPLE BATTERY MISD	5 0	28 0	10 0	0 0	43 0	1 0	6 0	3 0	0 0	10 0	53 0	
RECK COND-HIV INFCTD	1 0	3 0	1 0	0 0	5 0	0 0	5 0	0 0	0 0	5 0	10 0	
STALKING	2 0	21 0	16 0	0 0	39 0	0 0	0 0	3 0	0 0	3 0	42 0	
AGGRAVATED STALKING	9 0	271 0	182 1	3 1	465 0	3 0	14 0	8 0	0 0	25 0	490 0	
CRIMINAL ATTEMPT KID	0 0	0 0	5 0	0 0	5 0	0 0	0 0	0 0	0 0	0 0	5 0	
MISC. ARSON	2 0	11 0	2 0	0 0	15 0	0 0	0 0	2 0	0 0	2 0	17 0	
FIRST DEGREE ARSON	23 0	221 0	149 1	0 0	393 0	7 0	67 0	45 1	0 0	119 0	512 0	
SECOND DEGREE ARSON	10 0	63 0	19 0	0 0	92 0	2 0	14 0	2 0	0 0	18 0	110 0	
THIRD DEGREE ARSON	6 0	12 0	3 0	0 0	21 0	0 0	4 0	3 0	0 0	7 0	28 0	
CRIMINAL POSS EXPLOS	1 0	10 0	3 0	0 0	14 0	1 0	2 0	0 0	0 0	3 0	17 0	
CRIMINAL POSS INCEND	0 0	3 0	0 0	0 0	3 0	0 0	0 0	0 0	0 0	0 0	3 0	
MISC. CRIMINAL DAMAG	7 0	13 0	5 0	0 0	25 0	1 0	3 0	2 0	0 0	6 0	31 0	
CRIM. DAMAGE 1ST DEG	45 0	155 0	53 0	2 1	255 0	13 0	32 0	7 0	0 0	52 0	307 0	
CRIM. DAMAGE 2ND DEG	163 1	426 1	134 0	1 0	724 1	28 1	97 1	26 0	0 0	151 1	875 1	
DAMAGE,DESTROY SECR	6 0	9 0	11 0	0 0	26 0	3 0	2 0	1 0	0 0	6 0	32 0	
VANDALISM TO CHURCH	8 0	5 0	0 0	0 0	13 0	0 0	1 0	1 0	0 0	2 0	15 0	
ALTER I.D.	27 0	41 0	6 0	0 0	74 0	0 0	3 0	4 0	0 0	7 0	81 0	
BURGLARY	1751 12	5345 8	1316 5	6 3	8418 8	135 4	503 3	117 2	0 0	755 3	9173 7	
POSS BURGLAR TOOLS	71 0	106 0	26 0	0 0	203 0	3 0	10 0	2 0	0 0	15 0	218 0	
CRMNL ATMPT COMMIT B	32 0	98 0	13 0	0 0	143 0	0 0	11 0	2 0	0 0	13 0	156 0	
MISC. FORGERY	4 0	16 0	5 0	0 0	25 0	1 0	12 0	3 0	0 0	16 0	41 0	
FORGERY 1ST DEGREE	379 3	3021 5	1208 4	3 1	4611 4	299 10	2629 14	857 12	4 13	3789 13	8400 6	
FORGERY 2ND DEGREE	19 0	145 0	52 0	1 0	217 0	17 1	61 0	24 0	0 0	102 0	319 0	
BAD CHECKS	13 0	212 0	199 1	2 1	426 0	17 1	178 1	110 2	0 0	305 1	731 1	
ILLEGAL USE-CREDIT C	4 0	15 0	3 0	0 0	22 0	2 0	14 0	1 0	0 0	17 0	39 0	
THEFT CREDIT CARD	32 0	82 0	17 0	0 0	131 0	33 1	90 0	14 0	0 0	137 0	268 0	
FORGERY CREDIT CARD	11 0	26 0	6 0	0 0	43 0	14 0	42 0	6 0	0 0	62 0	105 0	
FRAUDULENT CREDIT CA	82 1	313 0	56 0	0 0	451 0	87 3	340 2	64 1	0 0	491 2	942 1	
CRMNL POSS CREDIT CA	0 0	3 0	0 0	0 0	3 0	1 0	1 0	1 0	0 0	3 0	6 0	
RECV GDS,SRVS FRAUD	1 0	16 0	15 0	0 0	32 0	1 0	24 0	15 0	0 0	40 0	72 0	
TELECOMMUNICATIONS F	2 0	23 0	9 0	0 0	34 0	1 0	12 0	2 0	0 0	15 0	49 0	
CRMNL ATMPT COMMIT F	1 0	5 0	1 0	0 0	7 0	1 0	5 0	1 0	0 0	7 0	14 0	
FAILR PAY NATRL PRD/	0 0	2 0	5 0	0 0	7 0	0 0	0 0	0 0	0 0	0 0	7 0	

(continued)

Probationer Statistical Profile

Sample: Active & admin probationers, not in facilities
Act probationers 06/20/2000

Requestor: Statistics

MOST SERIOUS OFFENSE by current age & sex (CONTINUED)

MOST SERIOUS OFFENSE	Men						Women						Grand Total %							
	age 00-21 %	age 22-39 %	age 40-98 %	age UNKWN %	Men Total %	age 00-21 %	age 22-39 %	age 40-98 %	age UNKWN %	Women Total %										
FRADLNT ACCSSNG COMP	0	0	17	0	2	0	0	0	0	20	0	1	0	0	0	21	0	40	0	
MISC. FRAUD	7	0	65	0	43	0	0	0	0	115	0	4	0	65	0	23	0	92	0	
THEFT BY TAKING	795	6	3418	5	1341	5	7	3	5561	5	239	8	1598	9	647	9	2	6	2486	9
THEFT BY DECEPTION	11	0	207	0	156	1	1	0	375	0	12	0	144	1	50	1	0	0	206	1
THEFT BY EXTORTION	1	0	20	0	5	0	0	0	26	0	0	0	10	0	3	0	0	0	13	0
THEFT OF LOST PROPER	4	0	13	0	6	0	0	0	23	0	1	0	7	0	0	0	0	0	8	0
THEFT BY REC STOLEN	833	6	2066	3	536	2	4	2	3439	3	69	2	264	1	64	1	0	0	397	1
THEFT OF SERVICES	3	0	35	0	22	0	0	0	60	0	2	0	19	0	8	0	0	0	29	0
THEFT BY CONVERSION	7	0	260	0	212	1	1	0	480	0	11	0	135	1	66	1	0	0	212	1
THEFT OF TRADE SECRE	0	0	1	0	3	0	0	0	4	0	1	0	0	0	0	0	0	0	1	0
CONVSN PAYMNTS REAL	0	0	8	0	13	0	0	0	21	0	0	0	0	0	0	0	0	0	0	0
THEFT OF MOTOR VEH,	189	1	471	1	151	1	3	1	814	1	23	1	58	0	16	0	0	0	97	0
THEFT OF LEASED PERS	0	0	2	0	2	0	0	0	4	0	2	0	3	0	0	0	0	0	5	0
THEFT BRING PROP IN	24	0	53	0	13	0	0	0	90	0	0	0	9	0	1	0	0	0	10	0
THEFT RECV PROP OUT	4	0	17	0	2	0	0	0	23	0	1	0	3	0	1	0	0	0	5	0
LIVESTOCK THEFT	2	0	10	0	4	0	0	0	16	0	1	0	3	0	0	0	0	0	4	0
THEFT BY SHOPLIFTING	232	2	912	1	447	2	1	0	1592	1	413	13	1469	8	426	6	0	0	2308	8
ENTERING VEHICLE	590	4	716	1	93	0	0	0	1399	1	20	1	42	0	6	0	0	0	68	0
STEAL ALTER PUBLIC D	1	0	0	0	0	0	0	0	1	0	0	0	1	0	0	0	0	0	1	0
ROBBERY	337	2	1060	2	247	1	1	0	1645	2	33	1	92	1	31	0	0	0	156	1
ARMED ROBBERY	34	0	489	1	152	1	0	0	675	1	3	0	39	0	9	0	0	0	51	0
HIJACKING MOTOR VEHI	1	0	4	0	0	0	0	0	5	0	0	0	0	0	0	0	0	0	0	0
CRIMINAL ATTEMPT ROB	27	0	58	0	15	0	0	0	100	0	1	0	5	0	1	0	0	0	7	0
CRMNL ATMPT ARMED RO	11	0	44	0	8	0	0	0	63	0	0	0	4	0	1	0	0	0	5	0
MISC. SEXUAL	3	0	19	0	22	0	0	0	44	0	0	0	1	0	0	0	0	0	1	0
RAPE	14	0	149	0	86	0	0	0	249	0	0	0	0	0	1	0	0	0	1	0
SODOMY	9	0	43	0	64	0	2	1	118	0	0	0	1	0	0	0	0	0	1	0
AGGRAVATED SODOMY	6	0	48	0	73	0	0	0	127	0	0	0	1	0	2	0	0	0	3	0
BESTIALITY	1	0	0	0	1	0	0	0	2	0	0	0	0	0	0	0	0	0	0	0
SEDUCTION	0	0	1	0	1	0	0	0	2	0	0	0	0	0	0	0	0	0	0	0
INCEST	4	0	25	0	88	0	0	0	117	0	0	0	4	0	5	0	0	0	9	0
BIGAMY	0	0	1	0	3	0	0	0	4	0	0	0	0	0	1	0	0	0	1	0
AGGRAVATED SEXUAL BA	4	0	24	0	25	0	0	0	53	0	0	0	1	0	1	0	0	0	2	0
PANDERING BY COMPULS	0	0	2	0	2	0	0	0	4	0	0	0	0	0	0	0	0	0	0	0
STATUATORY RAPE	240	2	538	1	46	0	0	0	824	1	3	0	16	0	2	0	0	0	21	0

(continued)

Probationer Statistical Profile

Sample: Active & admin probationers, not in facilities
Act probationers 06/20/2000

Requestor: Statistics

MOST SERIOUS OFFENSE by current age & sex (CONTINUED)

MOST SERIOUS OFFENSE	Men					Women					Grand Total	%
	age 00-21	age 22-39	age 40-98	age UNKWN	Men Total	age 00-21	age 22-39	age 40-98	age UNKWN	Women Total		
CHILD MOLESTATION	128	893	1297	8	2326	8	45	23	0	76	2402	
ENTICING CHILD-INDEC	13	85	67	1	166	0	11	1	0	12	178	
AGGRAV. CHILD MOLEST	16	119	138	0	273	1	8	1	0	10	283	
NECROPHILIA	0	1	0	0	1	0	0	0	0	0	1	
SEXL/ASLT/AGN/PERS/	0	21	8	0	29	0	2	1	0	3	32	
SEXUAL ASLT BY THERA	0	1	3	0	4	0	0	0	0	0	4	
SOLICIT SODOMY FROM	0	4	4	0	8	0	1	0	0	1	9	
CRIMINAL ATTPPT RAPE	3	28	15	0	46	0	0	0	0	0	46	
CRIMINAL ATTPPT SODOM	0	0	2	0	2	0	0	0	0	0	2	
CRIMINAL ATTPPT AGG S	0	1	2	0	3	0	0	0	0	0	3	
MISC. OBSCENITY	1	4	1	0	6	0	0	0	0	0	6	
DISTRIBUTING OBSCENE	0	1	1	0	2	0	0	0	0	0	2	
DISTR MAT DEPICT NUD	0	0	1	0	1	0	0	0	0	0	1	
PROV SEX MATER TO MI	0	1	0	0	1	0	0	0	0	0	1	
MISC. PUBLIC ORDER	1	6	0	0	7	0	0	1	0	1	8	
TREASON	0	0	0	0	0	0	1	0	0	1	1	
FALSE SWEARNG WRITTN	8	21	5	0	34	2	13	2	0	17	51	
ABUSE OF GOVT OFFICE	1	1	1	0	3	0	0	0	0	0	3	
BRIBERY GOVT OFFICER	0	8	11	0	19	0	4	3	0	7	26	
VIOLATE OATH PUBLIC	0	5	2	0	7	0	1	0	0	1	8	
INFLUENCE LEGISLATIV	0	0	0	0	0	0	1	0	0	1	1	
GOVT OFFCL SELL TO G	0	1	1	0	2	0	0	0	0	0	2	
DEFRAUDING STATE	0	30	40	0	70	3	230	146	2	379	449	
CONSPIRE RESTRAIN FR	0	1	0	0	1	0	1	0	0	1	2	
FALSE CERTIFICATES	0	9	2	0	11	0	4	0	0	4	15	
INFLUENCING WITNESS	1	10	7	0	18	0	2	3	0	5	23	
OBSTR OF LAW ENF OFF	174	1059	348	3	1584	30	199	78	1	308	1892	
MISC JUDICIAL PROCEE	0	0	3	0	3	1	0	0	0	1	4	
PERJURY	4	9	11	0	24	3	14	2	0	19	43	
FALSE SWEARING	2	15	9	0	26	0	13	5	0	18	44	
SUBORDINATION OF PER	0	1	1	0	2	0	1	0	0	1	3	
IMPERSONATION	0	8	2	0	10	1	5	2	0	8	18	
IMPERSONATING OFFICE	4	41	12	1	58	1	1	0	0	2	60	
BARRATRY	0	4	0	0	4	0	0	0	0	0	4	
EMBRACERY	0	0	0	0	0	0	2	0	0	2	2	

(continued)

Probationer Statistical Profile

Sample: Active & admin probationers, not in facilities
Act probationers 06/20/2000

Requestor: Statistics

MOST SERIOUS OFFENSE by current age & sex (CONTINUED)

MOST SERIOUS OFFENSE	Men						Women						Grand Total	%
	age 00-21	age 22-39	age 40-98	age UNKWN	Men Total	Men %	age 00-21	age 22-39	age 40-98	age UNKWN	Women Total	Women %		
FALSE STATEMENTS GOV	11	73	54	0	138	10	48	19	0	77	215			
UNAUTH REPRESENTN PEAC	0	1	0	0	1	0	0	0	0	0	1			
IMPRSNTNG ANTHR RBAL	0	2	1	0	3	1	1	1	0	3	6			
ESCAPE	14	128	48	0	190	1	23	5	0	29	219			
AIDING ESCAPE	1	7	1	0	9	3	11	4	0	18	27			
HINDERING APPREH OR	20	70	29	0	119	9	43	18	0	70	189			
COMPOUNDING A CRIME	1	1	0	0	2	0	1	0	0	1	3			
BAIL JUMPING	0	17	9	0	26	0	5	0	0	5	31			
CRIMINAL ATTEMPT ESC	0	3	1	0	4	1	0	0	0	1	5			
FALSE PUBLIC ALARM	13	13	2	0	28	4	2	1	0	7	35			
CRIM INTER WITH GOV	58	204	56	2	320	5	24	6	0	35	355			
MISC. GAMBLING/RELAT	0	0	1	0	1	0	0	0	0	0	1			
COMMERICAL GAMBLING	0	0	9	0	9	0	1	1	0	2	11			
COMMUNICATING GAMBL	0	3	2	0	5	0	1	0	0	1	6			
BRIBERY OF CONTESTAN	0	2	1	0	3	0	1	0	0	1	4			
GAMBLING ACT ON BUSI	0	0	2	0	2	0	0	2	0	2	4			
DOGFIGHTING	1	6	1	0	8	0	0	0	0	0	8			
LOTTERY VIOLATION	1	3	1	0	5	4	3	1	0	8	13			
BOARDING BUS W/CONCL	2	4	0	0	6	1	0	0	0	1	7			
CRUELTY TO CHILDREN	20	477	250	2	749	19	368	95	0	482	1231			
SEX EXPLOITATION CHI	4	12	19	0	35	1	1	0	0	2	37			
ABANDONMENT OF CHILD	0	30	31	0	61	0	3	0	0	3	64			
CNTRBTNG DELINQENCY	1	5	1	0	7	0	1	0	0	1	8			
MISC WEAPON/EXPLOSIV	7	16	7	0	30	0	1	0	0	1	31			
CARRY CONCEALED WEAP	18	96	24	0	138	3	7	0	0	10	148			
CARRY PISTL WITHOUT	2	12	0	0	14	0	0	1	0	1	15			
ALTER PISTL LICENSE	0	4	0	0	4	0	0	0	0	0	4			
POSS OF FIREARM DUR	14	96	47	1	158	2	10	3	0	15	173			
POSS OF CERTAIN WEAP	26	88	54	0	168	1	5	1	0	7	175			
POSS FIREARM CONVCT	19	618	460	2	1099	2	22	20	0	44	1143			
CARRYING WEAPON AT S	95	47	3	0	145	11	5	0	0	16	161			
GUARD LINE WITH WEAP	2	2	0	0	4	1	1	1	0	3	7			
POSS WEAPON BY PRISO	3	5	0	0	8	0	0	0	0	0	8			
MISUSE FIREARM HUNTI	0	1	1	0	2	0	0	0	0	0	2			
MISC INVASION OF PRI	0	1	1	0	2	0	0	1	0	1	3			

(continued)

Probationer Statistical Profile

Sample: Active & admin probationers, not in facilities
Act probationers 06/20/2000

Requestor: Statistics

MOST SERIOUS OFFENSE by current age & sex (CONTINUED)

MOST SERIOUS OFFENSE	Men						Women						Grand Total	%				
	age 00-21	age 22-39	age 40-98	age UNKWN	Men Total	Men %	age 00-21	age 22-39	age 40-98	age UNKWN	Women Total	Women %						
EAVESDROP & SURVEILL	0	0	6	0	8	0	1	0	15	0	0	0	0	1	0	16	0	
PEEPING TOM	7	0	90	0	35	0	0	0	132	0	0	0	0	0	0	132	0	
P/S/D OF EAVESDROP D	0	0	5	0	0	0	0	0	5	0	0	0	0	0	0	5	0	
RACKETEERING	0	0	3	0	17	0	0	0	20	0	1	0	4	0	2	7	0	
S/D NARCOTICS, OPIAT	45	0	444	1	227	1	1	0	717	1	0	0	96	1	60	1	873	1
S/D DEP,STIM,CNTRF D	21	0	243	0	109	0	1	0	374	0	2	0	32	0	30	0	440	0
SALE-DIST OF LSD	5	0	22	0	1	0	0	0	28	0	0	0	0	0	1	0	29	0
SALE/DIST OF MARIJUA	226	2	1160	2	333	1	1	0	1720	2	21	1	177	1	86	1	2004	1
S/D OF ALCOHOLIC IN	0	0	3	0	3	0	0	0	6	0	0	0	0	0	1	0	7	0
POSS NARCOTICS, OPIA	76	1	596	1	318	1	3	1	993	1	13	0	175	1	82	1	1264	1
POSS DEP,STIM,CNTRF	46	0	500	1	240	1	0	0	786	1	8	0	166	1	57	1	1017	1
POSS OF L.S.D.	23	0	75	0	4	0	0	0	102	0	3	0	14	0	3	0	122	0
POSS OF MARIJUANA	249	2	1132	2	349	1	3	1	1733	2	21	1	203	1	104	1	2061	2
ILLEGAL POSS/MANF LI	1	0	3	0	6	0	0	0	10	0	0	0	1	0	0	0	11	0
ILLEGAL ATTM TO OBT	5	0	52	0	48	0	0	0	105	0	0	0	112	1	69	1	286	0
VIOLATE GA CNTRL SBS	1573	11	9564	15	4087	14	26	13	15250	14	173	6	2373	13	1118	16	3669	13
VIOLATE DNGROUS DRGS	9	0	45	0	15	0	0	0	69	0	1	0	21	0	8	0	99	0
UNLWFL MFG/DEL/DIST	12	0	40	0	33	0	0	0	85	0	1	0	3	0	3	0	92	0
FURNISH LIQUOR TO MI	1	0	1	0	0	0	0	0	2	0	0	0	0	0	0	0	2	0
POSS DRUG RELATED MA	9	0	23	0	9	0	0	0	41	0	2	0	6	0	2	0	51	0
SALE/DIST CONT SUB P	12	0	55	0	13	0	0	0	80	0	1	0	11	0	3	0	95	0
SALE/DIST CONT SUB S	10	0	22	0	4	0	0	0	36	0	0	0	1	0	0	0	37	0
SALE/DISTRIBUTION CO	282	2	1508	2	504	2	5	2	2299	2	12	0	236	1	111	2	2660	2
POSSESSION OF COCAIN	677	5	3670	6	1605	6	15	7	5967	6	63	2	802	4	402	6	1269	4
CRMNL ATPT VIOL SUBS	10	0	226	0	163	1	0	0	399	0	5	0	86	0	71	1	562	0
MISC. DRUGS TRAFFICK	3	0	36	0	17	0	0	0	56	0	1	0	11	0	4	0	73	0
COCAINE LESS 200 GRAM	17	0	259	0	155	1	0	0	431	0	2	0	52	0	50	1	535	0
COCAINE 201-400 GRAM	0	0	29	0	24	0	0	0	53	0	0	0	4	0	3	0	60	0
COCAINE 401 OR MORE	0	0	6	0	12	0	0	0	18	0	0	0	1	0	2	0	21	0
NARCOTICS LESS 14 GR	1	0	1	0	2	0	0	0	4	0	0	0	0	0	0	0	4	0
NARCOTICS 15-28 GRAM	0	0	2	0	0	0	0	0	2	0	0	0	1	0	0	0	3	0
NARCOTICS 29 MORE GR	0	0	1	0	1	0	0	0	2	0	0	0	0	0	1	0	3	0
MARIJUANA 101-2000 P	0	0	16	0	13	0	0	0	29	0	1	0	3	0	2	0	35	0
MARIJUANA 2001-10000	0	0	2	0	0	0	0	0	2	0	0	0	0	0	0	0	2	0
MARIJUANA 10001 LBS	1	0	1	0	2	0	0	0	4	0	0	0	1	0	0	0	5	0

(continued)

Probationer Statistical Profile

Sample: Active & admin probationers, not in facilities
Act probationers 06/20/2000

Requestor: Statistics

MOST SERIOUS OFFENSE by current age & sex (CONTINUED)

MOST SERIOUS OFFENSE	Men						Women						Grand Total	%
	age 00-21	age 22-39	age 40-98	age UNKWN	Men Total	Men %	age 00-21	age 22-39	age 40-98	age UNKWN	Women Total	Women %		
TRFFKNG METHAQUALONE	0	4	5	0	9	0	1	1	0	2	11	0		
TRFFKNG MTHAQUALONE>	0	3	2	0	5	0	1	0	0	1	6	0		
AMPHETAMINE 28-199 G	3	13	4	0	20	0	1	1	0	2	22	0		
AMPHETAMINE 200-399	0	2	2	0	4	0	2	0	0	2	6	0		
AMPHETAMINE 400+ GRA	0	0	0	0	0	0	1	0	0	1	1	0		
TRANSACTIONS DRUG OB	0	1	0	0	1	0	1	0	0	1	2	0		
TRANSACTIONS CNTRFT	0	5	0	0	5	0	0	2	0	2	7	0		
USE COMM FACLT Y VIO	0	6	4	0	10	1	3	2	0	6	16	0		
ATT/CONSPRCY COMMT C	0	30	14	0	44	3	12	11	0	26	70	0		
UNATHZD DIST CONTRLL	0	4	1	0	5	0	2	2	0	4	9	0		
ILLGL DIST CONTRLLD	1	9	4	0	14	0	3	1	0	4	18	0		
VIOL MOTOR VEHICLE L	12	130	94	1	237	0	22	12	0	34	271	0		
ALTER CAR TITLE	0	3	5	0	8	0	0	0	0	0	8	0		
DRVNG HABTL VIOLATOR	5	1973	1913	7	3898	1	173	137	2	311	4209	3		
HABIT TRAF VOIL/IMPA	0	202	194	1	399	0	17	31	0	48	447	0		
HABIT TRAF VIOL/OTHE	0	213	175	1	390	0	18	11	0	29	419	0		
SELL UNSTAMPED CIG/C	0	0	2	0	2	0	0	0	0	0	2	0		
COUNTERFEIT STAMPS	0	0	1	0	1	1	0	0	0	1	2	0		
DSTL ALCOHOL BEVERAG	0	0	2	0	2	0	0	1	0	1	3	0		
POSS UNAUTHORIZED ST	0	0	1	0	1	0	1	0	0	1	2	0		
POSS CONTRABAND ARTI	1	3	2	0	6	0	1	0	0	1	7	0		
TRNSPRT CONTRABAND A	0	0	0	0	0	0	1	0	0	1	1	0		
MISC. MRALS/PBLIC H/	0	5	1	0	6	0	0	0	0	0	6	0		
VIOLATN GAME AND FIS	1	3	0	0	4	0	0	0	0	0	4	0		
MISC CORRECTIONL INS	0	16	1	0	17	0	7	1	0	8	25	0		
VIOLATION OTHR STATE	32	177	86	0	295	5	63	24	0	92	387	0		
CONSPIRACY	21	33	11	1	66	3	27	9	0	39	105	0		
INTERMARRIAGE CLOSE	0	1	0	0	1	0	0	0	0	0	1	0		
CRIMINAL ATTEMPT	53	220	121	0	394	7	80	31	1	119	513	0		
AIRCRAFT HIJACKING	0	2	0	0	2	0	0	0	0	0	2	0		
UNAUTH DIST RECRD DE	0	4	4	0	8	0	0	0	0	0	8	0		
NONPYMT AGR NVL STOR	0	0	1	0	1	0	0	0	0	0	1	0		
CRIMINAL SOLICITATIO	1	27	21	0	49	2	16	6	0	24	73	0		
PARTY TO A CRIME	3	8	1	0	12	1	6	2	0	9	21	0		
CRIMINAL TRESPASSING	14	15	5	0	34	1	1	2	0	4	38	0		

(continued)

Probationer Statistical Profile

Sample: Active & admin probationers, not in facilities
Act probationers 06/20/2000

Requestor: Statistics

MOST SERIOUS OFFENSE by current age & sex (CONTINUED)

MOST SERIOUS OFFENSE	M e n					W o m e n					Grand Total %
	age 00-21 %	age 22-39 %	age 40-98 %	age UNKWN %	Men Total %	age 00-21 %	age 22-39 %	age 40-98 %	age UNKWN %	Women Total %	
GANG PARTICIPATION	1 0	1 0	0 0	0 0	2 0	1 0	0 0	0 0	0 0	1 0	3 0
Total reported	14277	63312	28492	208	106289	3105	18234	7184	32	28555	134844
Percent Reported	100.0	100.0	100.0	100.0	100.0	100.0	100.0	100.0	100.0	100.0	100.0
NOT REPORTED	0	5	5	0	10	0	2	0	0	2	12
Total	14277	63317	28497	208	106299	3105	18236	7184	32	28557	134856

Probationer Statistical Profile

Sample: Active & admin probationers, not in facilities
Act probationers 06/20/2000

Requestor: Statistics

MOST SERIOUS CRIME TYPE by current age & sex

CRIME TYPE	Men					Women					Grand Total %
	age 00-21 %	age 22-39 %	age 40-98 %	age UNKWN %	Men Total %	age 00-21 %	age 22-39 %	age 40-98 %	age UNKWN %	Women Total %	
VIOL/PERSN	1650 12	9614 15	4692 16	44 21	16000 15	352 11	2016 11	741 10	2 6	3111 11	19111 14
NVIOL/PERS	164 1	285 0	182 1	1 0	632 1	25 1	41 0	8 0	0 0	74 0	706 1
PROPERTY	6265 44	20116 32	6981 24	35 17	33397 31	1949 63	9316 51	3126 44	9 28	14400 50	47797 35
DRUG SALES	640 4	3943 6	1495 5	8 4	6086 6	45 1	659 4	377 5	5 16	1086 4	7172 5
DRUG POSSN	3188 22	16604 26	6995 25	50 24	26837 25	373 12	4142 23	1964 27	9 28	6488 23	33325 25
ALCOHOL	91 1	48 0	35 0	0 0	174 0	12 0	10 0	12 0	0 0	34 0	208 0
HABIT/DUI	592 4	5745 9	4041 14	42 20	10420 10	111 4	837 5	488 7	4 13	1440 5	11860 9
SEX OFFEND	485 3	2077 3	2016 7	11 5	4589 4	15 0	109 1	40 1	0 0	164 1	4753 4
OTHER	1202 8	4885 8	2060 7	17 8	8164 8	223 7	1106 6	428 6	3 9	1760 6	9924 7
Total reported	14277	63317	28497	208	106299	3105	18236	7184	32	28557	134856
Percent Reported	100.0	100.0	100.0	100.0	100.0	100.0	100.0	100.0	100.0	100.0	100.0
NOT REPORTED	0	0	0	0	0	0	0	0	0	0	0
Total	14277	63317	28497	208	106299	3105	18236	7184	32	28557	134856

