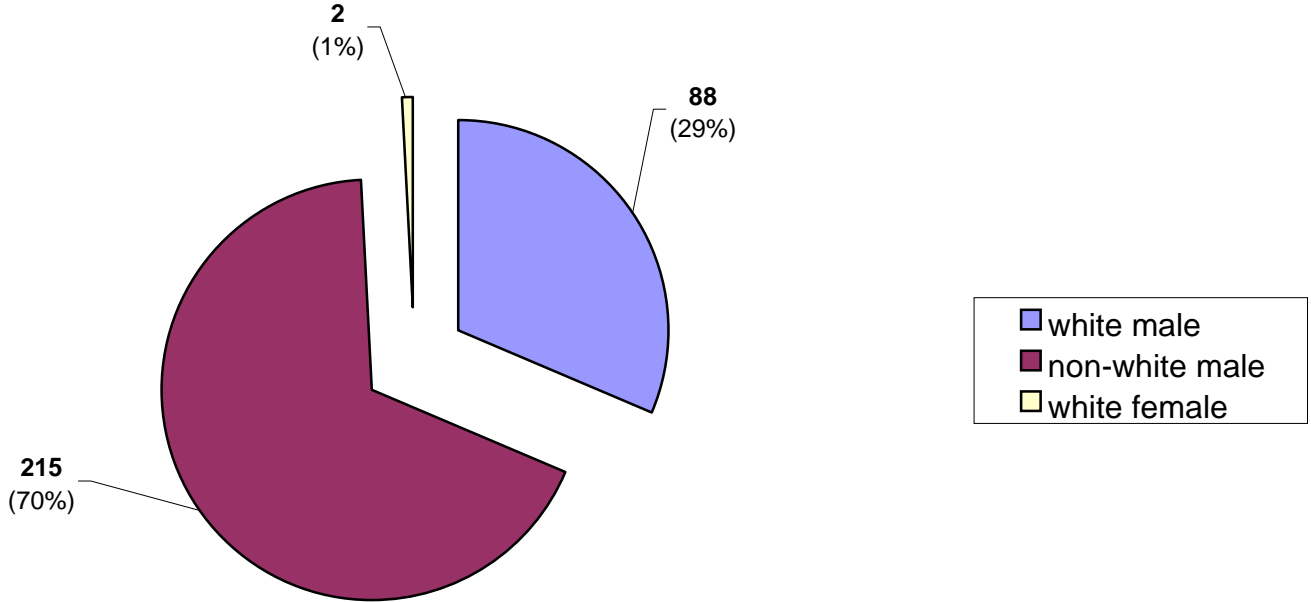
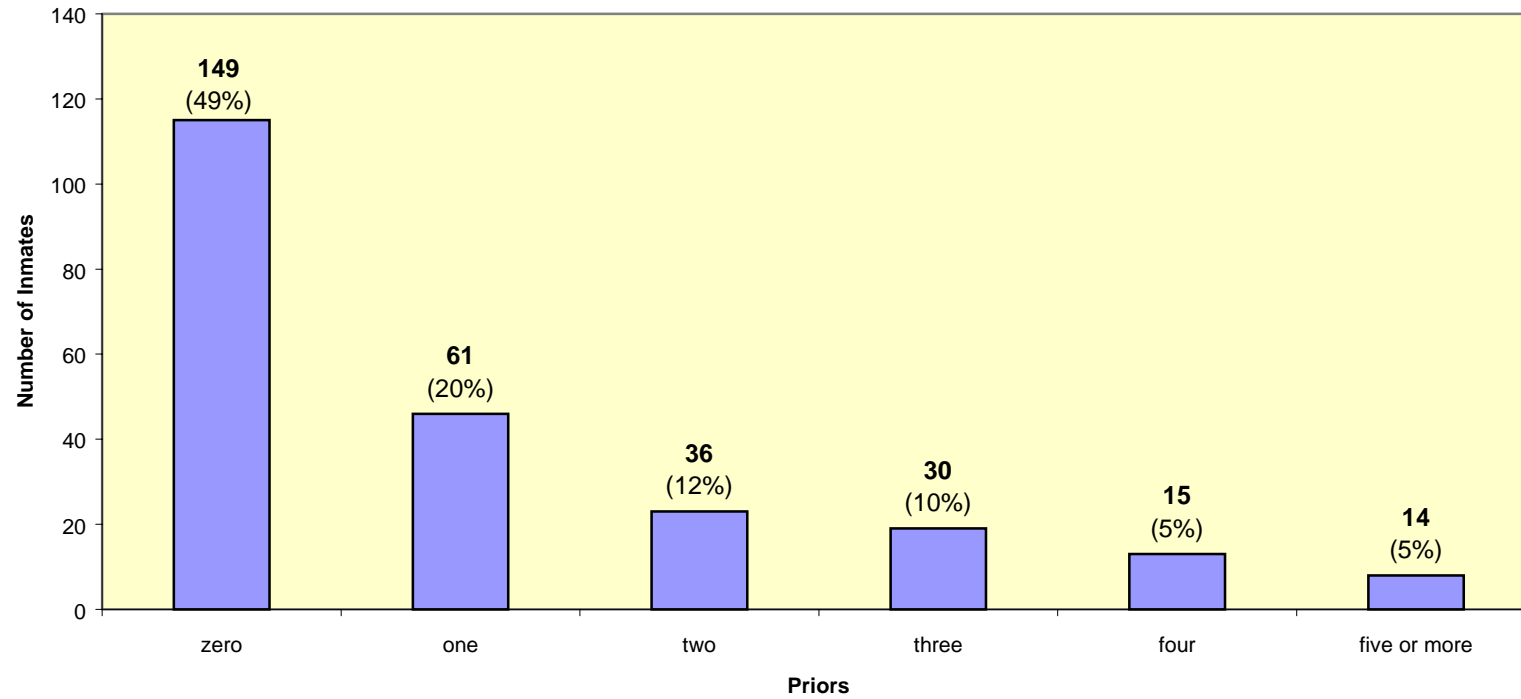


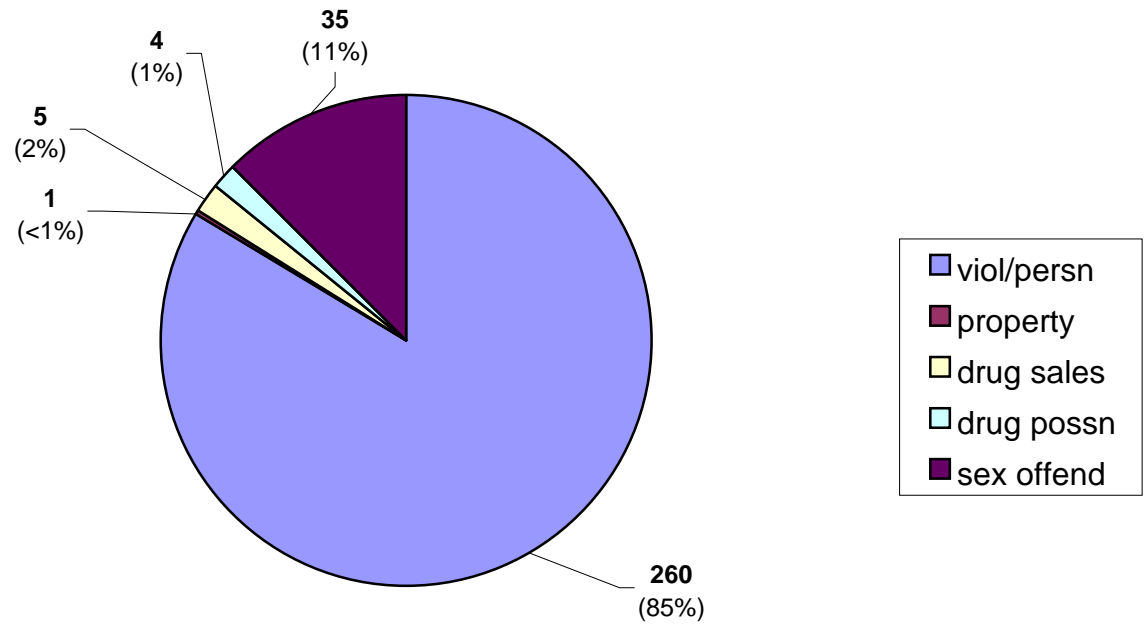
Active Prisoners Serving LWOP by Race & Gender



Prior Incarcerations for Inmates Serving Life Without Parole



Active Inmates Serving LWOP by Crime Type



Inmate statistical profile

TABLE OF CONTENTS FOR ACTIVE PRISONERS EXCLUDING JAIL

| Title | PAGE |
|---|------|
| RACE AND SEX..... | 2 |
| Culture Fair IQ Scores..... | 3 |
| Self-Rpt Socioeconomic Class..... | 4 |
| Self-Rpt Environment To Age 16..... | 5 |
| Self-Rpt Education Level..... | 6 |
| Functional Reading Level (WRAT Scores).. | 7 |
| Functional Math Level (WRAT Scores)..... | 8 |
| Functional Spelling Level (WRAT Scores).. | 9 |
| Self-Rpt Guardian Status To Age 16..... | 10 |
| Self-Rpt Employment Status Before Prison | 11 |
| Self-Rpt Marital Status At Admission.... | 12 |
| Self-Rpt Number Of Children At Admission | 13 |
| Self-Rpt Religious Affiliation..... | 14 |
| Self-Rpt Family Behavior Patterns *..... | 15 |
| Inmate Diagnostic Behavior Problem *..... | 16 |
| Physical Profile (General Condition).... | 17 |
| Security Status..... | 18 |
| Number Of Sentences..... | 19 |
| Number Of Disciplinarys..... | 20 |
| Number Of Escapes..... | 21 |
| Number Of Prior Georgia Incarcerations * | 22 |
| Number Of Transfers..... | 23 |
| County Of Conviction..... | 24 |
| Circ Of Conviction..... | 27 |
| Home County..... | 29 |
| Prison Sentence In Years..... | 32 |
| Probation To Follow Prison..... | 33 |
| Admission Type..... | 34 |
| Release Type..... | 35 |
| Inst By Group..... | 36 |
| Institution..... | 37 |
| Misdemeanors And Felonies..... | 38 |
| Crimes By Group..... | 39 |
| Most Serious Offense..... | 40 |
| Most Serious Crime Type..... | 41 |

Inmate statistical profile

Sample: ACTIVE PRISONERS EXCLUDING JAIL
Active inmates 09/17/2002

Requestor: Statistics

RACE AND SEX by current age & sex

| RACE AND SEX | Age | | M E N | | | | Men | | W O M E N | | | | | Women | Grand | | | | | | | | |
|------------------|-------|-----|-------|-----|-------|-----|-------|-----|-----------|-----|-------|---|-------|-------|-------|---|-------|---|-------|-----|-------|-----|---|
| | 00-21 | % | 22-39 | % | 40-54 | % | 55-99 | % | Total | % | 00-21 | % | 22-39 | % | 40-54 | % | 55-99 | % | Total | % | Total | % | |
| WHITE MALE | 0 | 0 | 43 | 26 | 34 | 31 | 11 | 50 | 88 | 29 | 0 | 0 | 0 | 0 | 0 | 0 | 0 | 0 | 0 | 0 | 88 | 29 | |
| NON WHITE MALE | 7 | 100 | 123 | 74 | 74 | 69 | 11 | 50 | 215 | 71 | 0 | 0 | 0 | 0 | 0 | 0 | 0 | 0 | 0 | 0 | 215 | 70 | |
| WHITE FEMALE | 0 | 0 | 0 | 0 | 0 | 0 | 0 | 0 | 0 | 0 | 0 | 0 | 2 | 100 | 0 | 0 | 0 | 0 | 0 | 2 | 100 | 2 | 1 |
| NON WHITE FEMALE | 0 | 0 | 0 | 0 | 0 | 0 | 0 | 0 | 0 | 0 | 0 | 0 | 0 | 0 | 0 | 0 | 0 | 0 | 0 | 0 | 0 | 0 | 0 |
| Total reported | 7 | 100 | 166 | 100 | 108 | 100 | 22 | 100 | 303 | 100 | 0 | 0 | 2 | 100 | 0 | 0 | 0 | 0 | 2 | 100 | 305 | 100 | |
| Percent reported | 100.0 | | 100.0 | | 100.0 | | 100.0 | | 100.0 | | .0 | | 100.0 | | .0 | | .0 | | 100.0 | | 100.0 | | |
| NOT REPORTED | 0 | | 0 | | 0 | | 0 | | 0 | | 0 | | 0 | | 0 | | 0 | | 0 | | 0 | | |
| Total | 7 | | 166 | | 108 | | 22 | | 303 | | 0 | | 2 | | 0 | | 0 | | 2 | | 305 | | |
| AVERAGE AGE | 20.43 | | 30.83 | | 45.51 | | 60.64 | | 37.99 | | .00 | | 32.00 | | .00 | | .00 | | 32.00 | | 37.95 | | |

Inmate statistical profile

Sample: ACTIVE PRISONERS EXCLUDING JAIL
Active inmates 09/17/2002

Requestor: Statistics

Culture Fair IQ Scores by current age & sex

| IQ Score | M E N | | | | | | | | W O M E N | | | | | | | | Grand Total % | | | | | |
|------------------|-----------|-----|-----------|-----|-----------|-----|-----------|-----|-----------|-----|-----------|---|-----------|-----|-----------|---|---------------|---|-----------|-----|-------------|-----|
| | Age 00-21 | | Age 22-39 | | Age 40-54 | | Age 55-99 | | Men Total | | Age 00-21 | | Age 22-39 | | Age 40-54 | | | | Age 55-99 | | Women Total | |
| LESS THAN 70 | 0 | 0 | 5 | 3 | 9 | 9 | 0 | 0 | 14 | 5 | 0 | 0 | 0 | 0 | 0 | 0 | 0 | 0 | 0 | 0 | 14 | 5 |
| 70 AND UP | 6 | 100 | 149 | 97 | 88 | 91 | 19 | 100 | 262 | 95 | 0 | 0 | 2 | 100 | 0 | 0 | 0 | 0 | 2 | 100 | 264 | 95 |
| Total reported | 6 | 100 | 154 | 100 | 97 | 100 | 19 | 100 | 276 | 100 | 0 | 0 | 2 | 100 | 0 | 0 | 0 | 0 | 2 | 100 | 278 | 100 |
| Percent reported | 85.7 | | 92.8 | | 89.8 | | 86.4 | | 91.1 | | .0 | | 100.0 | | .0 | | .0 | | 100.0 | | 91.1 | |
| NOT REPORTED | 1 | | 12 | | 11 | | 3 | | 27 | | 0 | | 0 | | 0 | | 0 | | 0 | | 27 | |
| Total | 7 | | 166 | | 108 | | 22 | | 303 | | 0 | | 2 | | 0 | | 0 | | 2 | | 305 | |
| AVERAGE IQ | 105.17 | | 100.71 | | 95.43 | | 97.58 | | 98.74 | | .00 | | 107.00 | | .00 | | .00 | | 107.00 | | 98.80 | |

Inmate statistical profile

Sample: ACTIVE PRISONERS EXCLUDING JAIL
Active inmates 09/17/2002

Requestor: Statistics

Self-Rpt Socioeconomic Class by current age & sex

| Socioeconomic Class | Age | | Age | | M E N | | | | Age | | Age | | W O M E N | | | | Women | | Grand | | | |
|---------------------|-------|-----|-------|-----|-------|-----|-------|-----|-------|-----|-------|---|-----------|-----|-------|---|-------|---|-------|-----|-------|-----|
| | 00-21 | % | 22-39 | % | 40-54 | % | 55-99 | % | Total | % | 00-21 | % | 22-39 | % | 40-54 | % | 55-99 | % | Total | % | Total | % |
| WELFARE | 0 | 0 | 8 | 5 | 4 | 4 | 0 | 0 | 12 | 4 | 0 | 0 | 0 | 0 | 0 | 0 | 0 | 0 | 0 | 0 | 12 | 4 |
| OCC EMPLOY | 1 | 20 | 8 | 5 | 4 | 4 | 0 | 0 | 13 | 4 | 0 | 0 | 0 | 0 | 0 | 0 | 0 | 0 | 0 | 0 | 13 | 4 |
| MINIMUM STD | 3 | 60 | 90 | 55 | 56 | 53 | 11 | 52 | 160 | 54 | 0 | 0 | 0 | 0 | 0 | 0 | 0 | 0 | 0 | 0 | 160 | 54 |
| MIDDLE | 1 | 20 | 54 | 33 | 38 | 36 | 10 | 48 | 103 | 35 | 0 | 0 | 1 | 50 | 0 | 0 | 0 | 0 | 1 | 50 | 104 | 35 |
| OTHER | 0 | 0 | 3 | 2 | 3 | 3 | 0 | 0 | 6 | 2 | 0 | 0 | 1 | 50 | 0 | 0 | 0 | 0 | 1 | 50 | 7 | 2 |
| Total reported | 5 | 100 | 163 | 100 | 105 | 100 | 21 | 100 | 294 | 100 | 0 | 0 | 2 | 100 | 0 | 0 | 0 | 0 | 2 | 100 | 296 | 100 |
| Percent reported | 71.4 | | 98.2 | | 97.2 | | 95.5 | | 97.0 | | .0 | | 100.0 | | .0 | | .0 | | 100.0 | | 97.0 | |
| NOT RPTD | 2 | | 3 | | 3 | | 1 | | 9 | | 0 | | 0 | | 0 | | 0 | | 0 | | 9 | |
| Total | 7 | | 166 | | 108 | | 22 | | 303 | | 0 | | 2 | | 0 | | 0 | | 2 | | 305 | |

Inmate statistical profile

Sample: ACTIVE PRISONERS EXCLUDING JAIL
Active inmates 09/17/2002

Requestor: Statistics

Self-Rpt Environment To Age 16 by current age & sex

| Environment | Age | | Age | | M E N | | Age | | Men | | Age | | Age | | W O M E N | | Age | | Women | | Grand | |
|------------------|-------|-----|-------|-----|-------|-----|-------|-----|-------|-----|-------|---|-------|-----|-----------|---|-------|---|-------|-----|-------|-----|
| | 00-21 | % | 22-39 | % | 40-54 | % | 55-99 | % | Total | % | 00-21 | % | 22-39 | % | 40-54 | % | 55-99 | % | Total | % | Total | % |
| RURAL/FARM | 0 | 0 | 1 | 1 | 4 | 4 | 3 | 14 | 8 | 3 | 0 | 0 | 0 | 0 | 0 | 0 | 0 | 0 | 0 | 0 | 8 | 3 |
| RURAL/NFARM | 0 | 0 | 8 | 5 | 8 | 8 | 2 | 9 | 18 | 6 | 0 | 0 | 1 | 50 | 0 | 0 | 0 | 0 | 1 | 50 | 19 | 6 |
| S.M.S.A | 2 | 33 | 70 | 43 | 34 | 32 | 7 | 32 | 113 | 38 | 0 | 0 | 0 | 0 | 0 | 0 | 0 | 0 | 0 | 0 | 113 | 38 |
| URBAN | 1 | 17 | 33 | 20 | 18 | 17 | 2 | 9 | 54 | 18 | 0 | 0 | 0 | 0 | 0 | 0 | 0 | 0 | 0 | 0 | 54 | 18 |
| SMALL TOWN | 3 | 50 | 49 | 30 | 40 | 38 | 8 | 36 | 100 | 34 | 0 | 0 | 1 | 50 | 0 | 0 | 0 | 0 | 1 | 50 | 101 | 34 |
| OTHER | 0 | 0 | 1 | 1 | 1 | 1 | 0 | 0 | 2 | 1 | 0 | 0 | 0 | 0 | 0 | 0 | 0 | 0 | 0 | 0 | 2 | 1 |
| Total reported | 6 | 100 | 162 | 100 | 105 | 100 | 22 | 100 | 295 | 100 | 0 | 0 | 2 | 100 | 0 | 0 | 0 | 0 | 2 | 100 | 297 | 100 |
| Percent reported | 85.7 | | 97.6 | | 97.2 | | 100.0 | | 97.4 | | .0 | | 100.0 | | .0 | | .0 | | 100.0 | | 97.4 | |
| NOT RPTD | 1 | | 4 | | 3 | | 0 | | 8 | | 0 | | 0 | | 0 | | 0 | | 0 | | 8 | |
| Total | 7 | | 166 | | 108 | | 22 | | 303 | | 0 | | 2 | | 0 | | 0 | | 2 | | 305 | |

Inmate statistical profile

Sample: ACTIVE PRISONERS EXCLUDING JAIL
Active inmates 09/17/2002

Requestor: Statistics

Self-Rpt Education Level by current age & sex

| Education Level | M E N | | | | | | | | W O M E N | | | | | | | | Grand Total % | | | | | |
|---------------------|--------------|-----|--------------|-----|--------------|-----|--------------|-----|----------------|-----|--------------|---|--------------|-----|--------------|---|------------------|--------------|-------|------------------|-------|-----|
| | Age 00-21 | | Age 22-39 | | Age 40-54 | | Age 55-99 | | Men Total % | | Age 00-21 | | Age 22-39 | | Age 40-54 | | | Age 55-99 | | Women Total % | | |
| LESS THAN GRADE 7 | 0 | 0 | 5 | 3 | 4 | 4 | 3 | 14 | 12 | 4 | 0 | 0 | 0 | 0 | 0 | 0 | 0 | 0 | 0 | 0 | 12 | 4 |
| GRADE 7 | 1 | 17 | 3 | 2 | 8 | 8 | 1 | 5 | 13 | 4 | 0 | 0 | 0 | 0 | 0 | 0 | 0 | 0 | 0 | 0 | 13 | 4 |
| GRADE 8 | 1 | 17 | 19 | 12 | 5 | 5 | 5 | 23 | 30 | 10 | 0 | 0 | 0 | 0 | 0 | 0 | 0 | 0 | 0 | 0 | 30 | 10 |
| GRADE 9 | 1 | 17 | 24 | 15 | 15 | 14 | 1 | 5 | 41 | 14 | 0 | 0 | 0 | 0 | 0 | 0 | 0 | 0 | 0 | 0 | 41 | 14 |
| GRADE 10 | 1 | 17 | 42 | 25 | 23 | 22 | 1 | 5 | 67 | 22 | 0 | 0 | 0 | 0 | 0 | 0 | 0 | 0 | 0 | 0 | 67 | 22 |
| GRADE 11 | 0 | 0 | 27 | 16 | 9 | 9 | 3 | 14 | 39 | 13 | 0 | 0 | 2 | 100 | 0 | 0 | 0 | 0 | 2 | 100 | 41 | 14 |
| GRADE 12 | 2 | 33 | 30 | 18 | 13 | 12 | 2 | 9 | 47 | 16 | 0 | 0 | 0 | 0 | 0 | 0 | 0 | 0 | 0 | 0 | 47 | 16 |
| MORE THAN GRADE 12 | 0 | 0 | 15 | 9 | 28 | 27 | 6 | 27 | 49 | 16 | 0 | 0 | 0 | 0 | 0 | 0 | 0 | 0 | 0 | 0 | 49 | 16 |
| Total reported | 6 | 100 | 165 | 100 | 105 | 100 | 22 | 100 | 298 | 100 | 0 | 0 | 2 | 100 | 0 | 0 | 0 | 0 | 2 | 100 | 300 | 100 |
| Percent reported | 85.7 | | 99.4 | | 97.2 | | 100.0 | | 98.3 | | .0 | | 100.0 | | .0 | | .0 | | 100.0 | | 98.4 | |
| NOT REPORTED | 1 | | 1 | | 3 | | 0 | | 5 | | 0 | | 0 | | 0 | | 0 | | 0 | | 5 | |
| Total | 7 | | 166 | | 108 | | 22 | | 303 | | 0 | | 2 | | 0 | | 0 | | 2 | | 305 | |
| AVG EDUCATION LEVEL | 9.67 | | 11.01 | | 12.07 | | 11.32 | | 11.38 | | .00 | | 11.00 | | .00 | | .00 | | 11.00 | | 11.38 | |

* NOTE: THE FIELD LABELED "LESS THAN GRADE 7" WAS CORRECTED IN MARCH 1989: MISSING DATA FOR INMATES STILL IN DIAGNOSTICS NOW HAS BEEN REMOVED FROM THIS FIELD AND IDENTIFIED AS "NOT REPORTED" INFORMATION.

Inmate statistical profile

Sample: ACTIVE PRISONERS EXCLUDING JAIL
Active inmates 09/17/2002

Requestor: Statistics

Functional Reading Level (WRAT Scores) by current age & sex

| WRAT Reading Score | M E N | | | | | | | | W O M E N | | | | | | | | Grand Total % | | | | | |
|--------------------|-----------|-----|-----------|-----|-----------|-----|-----------|-----|-----------|-----|-----------|---|-----------|-----|-----------|---|---------------|-----------|-------|-------------|------|-----|
| | Age 00-21 | | Age 22-39 | | Age 40-54 | | Age 55-99 | | Men Total | | Age 00-21 | | Age 22-39 | | Age 40-54 | | | Age 55-99 | | Women Total | | |
| LESS THAN GRADE 6 | 1 | 17 | 52 | 34 | 35 | 36 | 7 | 37 | 95 | 34 | 0 | 0 | 1 | 50 | 0 | 0 | 0 | 0 | 1 | 50 | 96 | 34 |
| 6TH THRU 8TH GRADE | 4 | 67 | 32 | 21 | 19 | 19 | 3 | 16 | 58 | 21 | 0 | 0 | 0 | 0 | 0 | 0 | 0 | 0 | 0 | 0 | 58 | 21 |
| GRADE 9 | 1 | 17 | 14 | 9 | 14 | 14 | 2 | 11 | 31 | 11 | 0 | 0 | 0 | 0 | 0 | 0 | 0 | 0 | 0 | 0 | 31 | 11 |
| GRADE 10 | 0 | 0 | 4 | 3 | 3 | 3 | 1 | 5 | 8 | 3 | 0 | 0 | 0 | 0 | 0 | 0 | 0 | 0 | 0 | 0 | 8 | 3 |
| GRADE 11 | 0 | 0 | 7 | 5 | 6 | 6 | 1 | 5 | 14 | 5 | 0 | 0 | 0 | 0 | 0 | 0 | 0 | 0 | 0 | 0 | 14 | 5 |
| GRADE 12 | 0 | 0 | 29 | 19 | 11 | 11 | 4 | 21 | 44 | 16 | 0 | 0 | 0 | 0 | 0 | 0 | 0 | 0 | 0 | 0 | 44 | 16 |
| MORE THAN GRADE 12 | 0 | 0 | 17 | 11 | 10 | 10 | 1 | 5 | 28 | 10 | 0 | 0 | 1 | 50 | 0 | 0 | 0 | 0 | 1 | 50 | 29 | 10 |
| Total reported | 6 | 100 | 155 | 100 | 98 | 100 | 19 | 100 | 278 | 100 | 0 | 0 | 2 | 100 | 0 | 0 | 0 | 0 | 2 | 100 | 280 | 100 |
| Percent reported | 85.7 | | 93.4 | | 90.7 | | 86.4 | | 91.7 | | .0 | | 100.0 | | .0 | | .0 | | 100.0 | | 91.8 | |
| NOT REPORTED | 1 | | 11 | | 10 | | 3 | | 25 | | 0 | | 0 | | 0 | | 0 | | 0 | | 25 | |
| Total | 7 | | 166 | | 108 | | 22 | | 303 | | 0 | | 2 | | 0 | | 0 | | 2 | | 305 | |
| AVG READING SCORE | 7.40 | | 8.26 | | 7.68 | | 7.94 | | 8.02 | | .00 | | 9.10 | | .00 | | .00 | | 9.10 | | 8.02 | |

Inmate statistical profile

Sample: ACTIVE PRISONERS EXCLUDING JAIL
Active inmates 09/17/2002

Requestor: Statistics

Functional Math Level (WRAT Scores) by current age & sex

| WRAT Math Score | M E N | | | | | | | | W O M E N | | | | | | | | Grand Total % | | | | | | |
|--------------------|----------------|------|----------------|------|----------------|------|----------------|------|----------------|------|----------------|-----|----------------|-------|----------------|-----|------------------|----------------|---|------------------|-----|------|----|
| | Age 00-21 % | | Age 22-39 % | | Age 40-54 % | | Age 55-99 % | | Men Total % | | Age 00-21 % | | Age 22-39 % | | Age 40-54 % | | | Age 55-99 % | | Women Total % | | | |
| LESS THAN GRADE 6 | 1 | 17 | 50 | 32 | 42 | 43 | 10 | 53 | 103 | 37 | 0 | 0 | 0 | 0 | 0 | 0 | 0 | 0 | 0 | 0 | 103 | 37 | |
| 6TH THRU 8TH GRADE | 2 | 33 | 69 | 45 | 37 | 38 | 4 | 21 | 112 | 40 | 0 | 0 | 0 | 0 | 0 | 0 | 0 | 0 | 0 | 0 | 112 | 40 | |
| GRADE 9 | 3 | 50 | 16 | 10 | 10 | 10 | 0 | 0 | 29 | 10 | 0 | 0 | 1 | 50 | 0 | 0 | 0 | 0 | 0 | 1 | 50 | 30 | 11 |
| GRADE 10 | 0 | 0 | 12 | 8 | 4 | 4 | 2 | 11 | 18 | 6 | 0 | 0 | 0 | 0 | 0 | 0 | 0 | 0 | 0 | 0 | 18 | 6 | |
| GRADE 11 | 0 | 0 | 5 | 3 | 0 | 0 | 1 | 5 | 6 | 2 | 0 | 0 | 0 | 0 | 0 | 0 | 0 | 0 | 0 | 0 | 6 | 2 | |
| GRADE 12 | 0 | 0 | 2 | 1 | 3 | 3 | 1 | 5 | 6 | 2 | 0 | 0 | 0 | 0 | 0 | 0 | 0 | 0 | 0 | 0 | 6 | 2 | |
| MORE THAN GRADE 12 | 0 | 0 | 1 | 1 | 2 | 2 | 1 | 5 | 4 | 1 | 0 | 0 | 1 | 50 | 0 | 0 | 0 | 0 | 1 | 50 | 5 | 2 | |
| Total reported | 6 | 100 | 155 | 100 | 98 | 100 | 19 | 100 | 278 | 100 | 0 | 0 | 2 | 100 | 0 | 0 | 0 | 0 | 2 | 100 | 280 | 100 | |
| Percent reported | | 85.7 | | 93.4 | | 90.7 | | 86.4 | | 91.7 | | .0 | | 100.0 | | .0 | | .0 | | 100.0 | | 91.8 | |
| NOT REPORTED | 1 | | 11 | | 10 | | 3 | | 25 | | 0 | | 0 | | 0 | | 0 | | 0 | | 25 | | |
| Total | 7 | | 166 | | 108 | | 22 | | 303 | | 0 | | 2 | | 0 | | 0 | | 2 | | 305 | | |
| AVG MATH SCORE | | 7.78 | | 7.09 | | 6.51 | | 6.62 | | 6.87 | | .00 | | 11.40 | | .00 | | .00 | | 11.40 | | 6.90 | |

Inmate statistical profile

Sample: ACTIVE PRISONERS EXCLUDING JAIL
Active inmates 09/17/2002

Requestor: Statistics

Functional Spelling Level (WRAT Scores) by current age & sex

| WRAT Spelling Score | M E N | | | | | | | | W O M E N | | | | | | | | Grand Total % | | | | | |
|---------------------|-----------|-----|-----------|-----|-----------|-----|-----------|-----|-----------|-----|-----------|---|-----------|-----|-----------|---|---------------|-----------|-------|-------------|------|-----|
| | Age 00-21 | | Age 22-39 | | Age 40-54 | | Age 55-99 | | Men Total | | Age 00-21 | | Age 22-39 | | Age 40-54 | | | Age 55-99 | | Women Total | | |
| LESS THAN GRADE 6 | 0 | 0 | 55 | 35 | 46 | 47 | 8 | 42 | 109 | 39 | 0 | 0 | 0 | 0 | 0 | 0 | 0 | 0 | 0 | 0 | 109 | 39 |
| 6TH THRU 8TH GRADE | 3 | 50 | 46 | 30 | 26 | 27 | 6 | 32 | 81 | 29 | 0 | 0 | 1 | 50 | 0 | 0 | 0 | 0 | 1 | 50 | 82 | 29 |
| GRADE 9 | 2 | 33 | 15 | 10 | 5 | 5 | 2 | 11 | 24 | 9 | 0 | 0 | 0 | 0 | 0 | 0 | 0 | 0 | 0 | 0 | 24 | 9 |
| GRADE 10 | 1 | 17 | 11 | 7 | 4 | 4 | 0 | 0 | 16 | 6 | 0 | 0 | 0 | 0 | 0 | 0 | 0 | 0 | 0 | 0 | 16 | 6 |
| GRADE 11 | 0 | 0 | 6 | 4 | 5 | 5 | 1 | 5 | 12 | 4 | 0 | 0 | 0 | 0 | 0 | 0 | 0 | 0 | 0 | 0 | 12 | 4 |
| GRADE 12 | 0 | 0 | 14 | 9 | 5 | 5 | 1 | 5 | 20 | 7 | 0 | 0 | 0 | 0 | 0 | 0 | 0 | 0 | 0 | 0 | 20 | 7 |
| MORE THAN GRADE 12 | 0 | 0 | 8 | 5 | 7 | 7 | 1 | 5 | 16 | 6 | 0 | 0 | 1 | 50 | 0 | 0 | 0 | 0 | 1 | 50 | 17 | 6 |
| Total reported | 6 | 100 | 155 | 100 | 98 | 100 | 19 | 100 | 278 | 100 | 0 | 0 | 2 | 100 | 0 | 0 | 0 | 0 | 2 | 100 | 280 | 100 |
| Percent reported | 85.7 | | 93.4 | | 90.7 | | 86.4 | | 91.7 | | .0 | | 100.0 | | .0 | | .0 | | 100.0 | | 91.8 | |
| NOT REPORTED | 1 | | 11 | | 10 | | 3 | | 25 | | 0 | | 0 | | 0 | | 0 | | 0 | | 25 | |
| Total | 7 | | 166 | | 108 | | 22 | | 303 | | 0 | | 2 | | 0 | | 0 | | 2 | | 305 | |
| AVG SPELLING SCORE | 8.90 | | 7.47 | | 6.49 | | 7.01 | | 7.12 | | .00 | | 9.70 | | .00 | | .00 | | 9.70 | | 7.14 | |

Inmate statistical profile

Sample: ACTIVE PRISONERS EXCLUDING JAIL
Active inmates 09/17/2002

Requestor: Statistics

Self-Rpt Guardian Status To Age 16 by current age & sex

| Guardian Status | M E N | | | | | | | | W O M E N | | | | | | | | Grand Total % | | | | | |
|------------------|--------------|------|--------------|------|--------------|------|--------------|-------|--------------|------|--------------|----|--------------|-------|--------------|----|------------------|--------------|---|----------------|-----|------|
| | Age 00-21 | % | Age 22-39 | % | Age 40-54 | % | Age 55-99 | % | Men Total | % | Age 00-21 | % | Age 22-39 | % | Age 40-54 | % | | Age 55-99 | % | Women Total | % | |
| ORPHANAGE | 0 | 0 | 0 | 0 | 0 | 0 | 0 | 0 | 0 | 0 | 0 | 0 | 0 | 0 | 0 | 0 | 0 | 0 | 0 | 0 | 0 | |
| FATHER ONLY | 0 | 0 | 5 | 3 | 2 | 2 | 0 | 0 | 7 | 2 | 0 | 0 | 0 | 0 | 0 | 0 | 0 | 0 | 0 | 0 | 7 | 2 |
| FTR MTR HD | 0 | 0 | 14 | 8 | 6 | 6 | 2 | 9 | 22 | 7 | 0 | 0 | 0 | 0 | 0 | 0 | 0 | 0 | 0 | 0 | 22 | 7 |
| MOTHER ONLY | 3 | 50 | 65 | 39 | 39 | 37 | 4 | 18 | 111 | 37 | 0 | 0 | 0 | 0 | 0 | 0 | 0 | 0 | 0 | 0 | 111 | 37 |
| MTR FTR HD | 3 | 50 | 48 | 29 | 44 | 42 | 11 | 50 | 106 | 35 | 0 | 0 | 2 | 100 | 0 | 0 | 0 | 0 | 2 | 100 | 108 | 36 |
| OTH FEMALE | 0 | 0 | 5 | 3 | 4 | 4 | 1 | 5 | 10 | 3 | 0 | 0 | 0 | 0 | 0 | 0 | 0 | 0 | 0 | 0 | 10 | 3 |
| OTH MALE | 0 | 0 | 2 | 1 | 0 | 0 | 0 | 0 | 2 | 1 | 0 | 0 | 0 | 0 | 0 | 0 | 0 | 0 | 0 | 0 | 2 | 1 |
| STEP-PARNTS | 0 | 0 | 5 | 3 | 1 | 1 | 2 | 9 | 8 | 3 | 0 | 0 | 0 | 0 | 0 | 0 | 0 | 0 | 0 | 0 | 8 | 3 |
| FOSTER HOME | 0 | 0 | 6 | 4 | 0 | 0 | 1 | 5 | 7 | 2 | 0 | 0 | 0 | 0 | 0 | 0 | 0 | 0 | 0 | 0 | 7 | 2 |
| GRAND PRNTS | 0 | 0 | 8 | 5 | 6 | 6 | 1 | 5 | 15 | 5 | 0 | 0 | 0 | 0 | 0 | 0 | 0 | 0 | 0 | 0 | 15 | 5 |
| OTHER | 0 | 0 | 7 | 4 | 4 | 4 | 0 | 0 | 11 | 4 | 0 | 0 | 0 | 0 | 0 | 0 | 0 | 0 | 0 | 0 | 11 | 4 |
| Total reported | 6 | 100 | 165 | 100 | 106 | 100 | 22 | 100 | 299 | 100 | 0 | 0 | 2 | 100 | 0 | 0 | 0 | 0 | 2 | 100 | 301 | 100 |
| Percent reported | | 85.7 | | 99.4 | | 98.1 | | 100.0 | | 98.7 | | .0 | | 100.0 | | .0 | | .0 | | 100.0 | | 98.7 |
| NOT RPTD | 1 | | 1 | | 2 | | 0 | | 4 | | 0 | | 0 | | 0 | | 0 | | 0 | | 4 | |
| Total | 7 | | 166 | | 108 | | 22 | | 303 | | 0 | | 2 | | 0 | | 0 | | 2 | | 305 | |

Inmate statistical profile

Sample: ACTIVE PRISONERS EXCLUDING JAIL
Active inmates 09/17/2002

Requestor: Statistics

Self-Rpt Employment Status Before Prison by current age & sex

| Employment | M E N | | | | | | | | W O M E N | | | | | | | | Grand Total % | | | | | |
|------------------|--------------|-----|--------------|-----|--------------|-----|--------------|-----|----------------|-----|--------------|---|--------------|-----|--------------|---|------------------|--------------|-------|------------------|------|-----|
| | Age 00-21 | | Age 22-39 | | Age 40-54 | | Age 55-99 | | Men Total % | | Age 00-21 | | Age 22-39 | | Age 40-54 | | | Age 55-99 | | Women Total % | | |
| FULL TIME | 1 | 20 | 80 | 51 | 61 | 65 | 14 | 67 | 156 | 56 | 0 | 0 | 2 | 100 | 0 | 0 | 0 | 0 | 2 | 100 | 158 | 57 |
| PART TIME | 0 | 0 | 10 | 6 | 2 | 2 | 0 | 0 | 12 | 4 | 0 | 0 | 0 | 0 | 0 | 0 | 0 | 0 | 0 | 0 | 12 | 4 |
| UNEMPL < 6M | 1 | 20 | 21 | 13 | 10 | 11 | 0 | 0 | 32 | 12 | 0 | 0 | 0 | 0 | 0 | 0 | 0 | 0 | 0 | 0 | 32 | 11 |
| UNEMPL > 6M | 0 | 0 | 30 | 19 | 14 | 15 | 2 | 10 | 46 | 17 | 0 | 0 | 0 | 0 | 0 | 0 | 0 | 0 | 0 | 0 | 46 | 16 |
| NEVER WORKD | 3 | 60 | 13 | 8 | 1 | 1 | 1 | 5 | 18 | 6 | 0 | 0 | 0 | 0 | 0 | 0 | 0 | 0 | 0 | 0 | 18 | 6 |
| STUDENT | 0 | 0 | 1 | 1 | 0 | 0 | 0 | 0 | 1 | 0 | 0 | 0 | 0 | 0 | 0 | 0 | 0 | 0 | 0 | 0 | 1 | 0 |
| INCAPABLE | 0 | 0 | 2 | 1 | 6 | 6 | 4 | 19 | 12 | 4 | 0 | 0 | 0 | 0 | 0 | 0 | 0 | 0 | 0 | 0 | 12 | 4 |
| OTHER | 0 | 0 | 0 | 0 | 0 | 0 | 0 | 0 | 0 | 0 | 0 | 0 | 0 | 0 | 0 | 0 | 0 | 0 | 0 | 0 | 0 | 0 |
| Total reported | 5 | 100 | 157 | 100 | 94 | 100 | 21 | 100 | 277 | 100 | 0 | 0 | 2 | 100 | 0 | 0 | 0 | 0 | 2 | 100 | 279 | 100 |
| Percent reported | 71.4 | | 94.6 | | 87.0 | | 95.5 | | 91.4 | | .0 | | 100.0 | | .0 | | .0 | | 100.0 | | 91.5 | |
| NOT RPTD | 2 | | 9 | | 14 | | 1 | | 26 | | 0 | | 0 | | 0 | | 0 | | 0 | | 26 | |
| Total | 7 | | 166 | | 108 | | 22 | | 303 | | 0 | | 2 | | 0 | | 0 | | 2 | | 305 | |

* NOTE: THE FIELD LABELD "OTHER" WAS CORRECTED IN APRIL 1989; INMATES CODED "PRE-OTIS NOT REPORTED" NOW HAVE BEEN REMOVED FROM THIS FIELD AND IDENTIFIED AS "NOT REPORTED".

Inmate statistical profile

Sample: ACTIVE PRISONERS EXCLUDING JAIL
Active inmates 09/17/2002

Requestor: Statistics

Self-Rpt Marital Status At Admission by current age & sex

| Marital Status | M E N | | | | | | | | W O M E N | | | | | | | | Grand Total % | | | | | |
|------------------|-------------|-----|-------------|-----|-------------|-----|-------------|-----|-------------|-----|-------------|---|-------------|-----|-------------|---|---------------|-------------|-------|---------------|------|-----|
| | Age 00-21 % | | Age 22-39 % | | Age 40-54 % | | Age 55-99 % | | Men Total % | | Age 00-21 % | | Age 22-39 % | | Age 40-54 % | | | Age 55-99 % | | Women Total % | | |
| SINGLE | 5 | 83 | 115 | 70 | 43 | 41 | 2 | 9 | 165 | 55 | 0 | 0 | 1 | 50 | 0 | 0 | 0 | 0 | 1 | 50 | 166 | 55 |
| MARRIED | 1 | 17 | 18 | 11 | 14 | 13 | 10 | 45 | 43 | 14 | 0 | 0 | 0 | 0 | 0 | 0 | 0 | 0 | 0 | 0 | 43 | 14 |
| SEPARATED | 0 | 0 | 3 | 2 | 7 | 7 | 2 | 9 | 12 | 4 | 0 | 0 | 0 | 0 | 0 | 0 | 0 | 0 | 0 | 0 | 12 | 4 |
| DIVORCED | 0 | 0 | 7 | 4 | 26 | 25 | 3 | 14 | 36 | 12 | 0 | 0 | 0 | 0 | 0 | 0 | 0 | 0 | 0 | 0 | 36 | 12 |
| WIDOWED | 0 | 0 | 2 | 1 | 6 | 6 | 1 | 5 | 9 | 3 | 0 | 0 | 1 | 50 | 0 | 0 | 0 | 0 | 1 | 50 | 10 | 3 |
| COMMON LAW | 0 | 0 | 20 | 12 | 10 | 9 | 4 | 18 | 34 | 11 | 0 | 0 | 0 | 0 | 0 | 0 | 0 | 0 | 0 | 0 | 34 | 11 |
| OTHER | 0 | 0 | 0 | 0 | 0 | 0 | 0 | 0 | 0 | 0 | 0 | 0 | 0 | 0 | 0 | 0 | 0 | 0 | 0 | 0 | 0 | 0 |
| Total reported | 6 | 100 | 165 | 100 | 106 | 100 | 22 | 100 | 299 | 100 | 0 | 0 | 2 | 100 | 0 | 0 | 0 | 0 | 2 | 100 | 301 | 100 |
| Percent reported | 85.7 | | 99.4 | | 98.1 | | 100.0 | | 98.7 | | .0 | | 100.0 | | .0 | | .0 | | 100.0 | | 98.7 | |
| NOT RPTD | 1 | | 1 | | 2 | | 0 | | 4 | | 0 | | 0 | | 0 | | 0 | | 0 | | 4 | |
| Total | 7 | | 166 | | 108 | | 22 | | 303 | | 0 | | 2 | | 0 | | 0 | | 2 | | 305 | |

Inmate statistical profile

Sample: ACTIVE PRISONERS EXCLUDING JAIL
Active inmates 09/17/2002

Requestor: Statistics

Self-Rpt Number Of Children At Admission by current age & sex

| Number Of Children | M E N | | | | | | | | W O M E N | | | | | | | | | | | | | | |
|----------------------|-------|------|-------|------|-------|------|-------|------|-----------|-------|-------|----|-------|------|-------|----|-------|----|-------|------|-------|------|----|
| | Age | Age | Age | Age | Men | Age | Age | Age | Age | Women | Grand | | | | | | | | | | | | |
| | 00-21 | % | 22-39 | % | 40-54 | % | 55-99 | % | Total | % | 00-21 | % | 22-39 | % | 40-54 | % | 55-99 | % | Total | % | Total | % | |
| NO CHILDREN | 0 | 0 | 2 | 2 | 0 | 0 | 0 | 0 | 2 | 1 | 0 | 0 | 0 | 0 | 0 | 0 | 0 | 0 | 0 | 0 | 2 | 1 | |
| ONE CHILD | 2 | 50 | 42 | 44 | 25 | 33 | 6 | 32 | 75 | 39 | 0 | 0 | 0 | 0 | 0 | 0 | 0 | 0 | 0 | 0 | 75 | 39 | |
| TWO CHILDREN | 2 | 50 | 27 | 28 | 22 | 29 | 4 | 21 | 55 | 28 | 0 | 0 | 1 | 100 | 0 | 0 | 0 | 0 | 0 | 1 | 100 | 56 | 29 |
| THREE CHILDREN | 0 | 0 | 14 | 15 | 18 | 24 | 3 | 16 | 35 | 18 | 0 | 0 | 0 | 0 | 0 | 0 | 0 | 0 | 0 | 0 | 0 | 35 | 18 |
| FOUR CHILDREN | 0 | 0 | 7 | 7 | 3 | 4 | 2 | 11 | 12 | 6 | 0 | 0 | 0 | 0 | 0 | 0 | 0 | 0 | 0 | 0 | 0 | 12 | 6 |
| FIVE CHILDREN | 0 | 0 | 2 | 2 | 4 | 5 | 1 | 5 | 7 | 4 | 0 | 0 | 0 | 0 | 0 | 0 | 0 | 0 | 0 | 0 | 0 | 7 | 4 |
| MORE THAN 5 CHILDREN | 0 | 0 | 1 | 1 | 3 | 4 | 3 | 16 | 7 | 4 | 0 | 0 | 0 | 0 | 0 | 0 | 0 | 0 | 0 | 0 | 0 | 7 | 4 |
| Total reported | 4 | 100 | 95 | 100 | 75 | 100 | 19 | 100 | 193 | 100 | 0 | 0 | 1 | 100 | 0 | 0 | 0 | 0 | 1 | 100 | 194 | 100 | |
| Percent reported | | 57.1 | | 57.2 | | 69.4 | | 86.4 | | 63.7 | | .0 | | 50.0 | | .0 | | .0 | | 50.0 | | 63.6 | |
| NOT REPORTED | 3 | | 71 | | 33 | | 3 | | 110 | | 0 | | 1 | | 0 | | 0 | | 1 | | 111 | | |
| Total | 7 | | 166 | | 108 | | 22 | | 303 | | 0 | | 2 | | 0 | | 0 | | 2 | | 305 | | |
| AVG NUM CHILDREN | 1.50 | | 1.92 | | 2.45 | | 3.42 | | 2.26 | | .00 | | 2.00 | | .00 | | .00 | | 2.00 | | 2.26 | | |

* NOTE: THE FIELD LABELED "NO CHILDREN" WAS CORRECTED
IN MARCH 1989: MISSING DATA FOR INMATES STILL IN
DIAGNOSTICS NOW HAS BEEN REMOVED FROM THIS FIELD
AND IDENTIFIED AS "NOT REPORTED" INFORMATION.

Inmate statistical profile

Sample: ACTIVE PRISONERS EXCLUDING JAIL
Active inmates 09/17/2002

Requestor: Statistics

Self-Rpt Religious Affiliation by current age & sex

| Religion | M E N | | | | | | | | W O M E N | | | | | | | | Grand Total % | | | | | |
|------------------|--------------|-----|--------------|-----|--------------|-----|--------------|-----|--------------|-----|--------------|---|--------------|-----|--------------|---|------------------|--------------|-------|----------------|------|-----|
| | Age 00-21 | % | Age 22-39 | % | Age 40-54 | % | Age 55-99 | % | Men Total | % | Age 00-21 | % | Age 22-39 | % | Age 40-54 | % | | Age 55-99 | % | Women Total | % | |
| ISLAM | 0 | 0 | 14 | 9 | 6 | 6 | 2 | 9 | 22 | 7 | 0 | 0 | 0 | 0 | 0 | 0 | 0 | 0 | 0 | 0 | 22 | 7 |
| CATHOLIC | 0 | 0 | 3 | 2 | 1 | 1 | 0 | 0 | 4 | 1 | 0 | 0 | 0 | 0 | 0 | 0 | 0 | 0 | 0 | 0 | 4 | 1 |
| BAPTIST | 1 | 17 | 56 | 35 | 65 | 61 | 8 | 36 | 130 | 44 | 0 | 0 | 1 | 50 | 0 | 0 | 0 | 0 | 1 | 50 | 131 | 44 |
| METHODIST | 0 | 0 | 3 | 2 | 0 | 0 | 2 | 9 | 5 | 2 | 0 | 0 | 0 | 0 | 0 | 0 | 0 | 0 | 0 | 0 | 5 | 2 |
| EPISCOPLN | 0 | 0 | 0 | 0 | 0 | 0 | 0 | 0 | 0 | 0 | 0 | 0 | 0 | 0 | 0 | 0 | 0 | 0 | 0 | 0 | 0 | 0 |
| PRESBYTRN | 0 | 0 | 0 | 0 | 0 | 0 | 0 | 0 | 0 | 0 | 0 | 0 | 0 | 0 | 0 | 0 | 0 | 0 | 0 | 0 | 0 | 0 |
| CHC OF GOD | 0 | 0 | 1 | 1 | 1 | 1 | 0 | 0 | 2 | 1 | 0 | 0 | 0 | 0 | 0 | 0 | 0 | 0 | 0 | 0 | 2 | 1 |
| HOLINESS | 0 | 0 | 4 | 2 | 3 | 3 | 2 | 9 | 9 | 3 | 0 | 0 | 1 | 50 | 0 | 0 | 0 | 0 | 1 | 50 | 10 | 3 |
| JEWISH | 0 | 0 | 1 | 1 | 0 | 0 | 0 | 0 | 1 | 0 | 0 | 0 | 0 | 0 | 0 | 0 | 0 | 0 | 0 | 0 | 1 | 0 |
| ANGLICAN | 0 | 0 | 0 | 0 | 0 | 0 | 0 | 0 | 0 | 0 | 0 | 0 | 0 | 0 | 0 | 0 | 0 | 0 | 0 | 0 | 0 | 0 |
| GRK ORTHDX | 0 | 0 | 0 | 0 | 0 | 0 | 0 | 0 | 0 | 0 | 0 | 0 | 0 | 0 | 0 | 0 | 0 | 0 | 0 | 0 | 0 | 0 |
| HINDU | 0 | 0 | 0 | 0 | 0 | 0 | 0 | 0 | 0 | 0 | 0 | 0 | 0 | 0 | 0 | 0 | 0 | 0 | 0 | 0 | 0 | 0 |
| BUDDHIST | 0 | 0 | 0 | 0 | 0 | 0 | 0 | 0 | 0 | 0 | 0 | 0 | 0 | 0 | 0 | 0 | 0 | 0 | 0 | 0 | 0 | 0 |
| TAOIST | 0 | 0 | 0 | 0 | 0 | 0 | 0 | 0 | 0 | 0 | 0 | 0 | 0 | 0 | 0 | 0 | 0 | 0 | 0 | 0 | 0 | 0 |
| SHINTOIST | 0 | 0 | 0 | 0 | 0 | 0 | 0 | 0 | 0 | 0 | 0 | 0 | 0 | 0 | 0 | 0 | 0 | 0 | 0 | 0 | 0 | 0 |
| SEVEN D AD | 0 | 0 | 0 | 0 | 2 | 2 | 0 | 0 | 2 | 1 | 0 | 0 | 0 | 0 | 0 | 0 | 0 | 0 | 0 | 0 | 2 | 1 |
| JEHOVAH WT | 0 | 0 | 2 | 1 | 1 | 1 | 1 | 5 | 4 | 1 | 0 | 0 | 0 | 0 | 0 | 0 | 0 | 0 | 0 | 0 | 4 | 1 |
| LATR DAY S | 0 | 0 | 0 | 0 | 0 | 0 | 0 | 0 | 0 | 0 | 0 | 0 | 0 | 0 | 0 | 0 | 0 | 0 | 0 | 0 | 0 | 0 |
| QUAKER | 0 | 0 | 0 | 0 | 0 | 0 | 0 | 0 | 0 | 0 | 0 | 0 | 0 | 0 | 0 | 0 | 0 | 0 | 0 | 0 | 0 | 0 |
| OTHER PROD | 1 | 17 | 21 | 13 | 8 | 8 | 1 | 5 | 31 | 10 | 0 | 0 | 0 | 0 | 0 | 0 | 0 | 0 | 0 | 0 | 31 | 10 |
| NONE | 3 | 50 | 37 | 23 | 14 | 13 | 6 | 27 | 60 | 20 | 0 | 0 | 0 | 0 | 0 | 0 | 0 | 0 | 0 | 0 | 60 | 20 |
| OTHER | 1 | 17 | 20 | 12 | 5 | 5 | 0 | 0 | 26 | 9 | 0 | 0 | 0 | 0 | 0 | 0 | 0 | 0 | 0 | 0 | 26 | 9 |
| Total reported | 6 | 100 | 162 | 100 | 106 | 100 | 22 | 100 | 296 | 100 | 0 | 0 | 2 | 100 | 0 | 0 | 0 | 0 | 2 | 100 | 298 | 100 |
| Percent reported | 85.7 | | 97.6 | | 98.1 | | 100.0 | | 97.7 | | .0 | | 100.0 | | .0 | | .0 | | 100.0 | | 97.7 | |
| NOT RPTD | 1 | | 4 | | 2 | | 0 | | 7 | | 0 | | 0 | | 0 | | 0 | | 0 | | 7 | |
| Total | 7 | | 166 | | 108 | | 22 | | 303 | | 0 | | 2 | | 0 | | 0 | | 2 | | 305 | |

Inmate statistical profile

Sample: ACTIVE PRISONERS EXCLUDING JAIL
Active inmates 09/17/2002

Requestor: Statistics

Self-Rpt Family Behavior Patterns * by current age & sex

| Family Behavior | M E N | | | | | | | | W O M E N | | | | | | | | Grand Total % |
|------------------|-------------|-------------|-------------|-------------|-------------|-------------|-------------|-------------|-------------|---------------|---------|--|--|--|--|--|---------------|
| | Age 00-21 % | Age 22-39 % | Age 40-54 % | Age 55-99 % | Men Total % | Age 00-21 % | Age 22-39 % | Age 40-54 % | Age 55-99 % | Women Total % | | | | | | | |
| CRIMINLTY | 4 33 | 50 20 | 37 26 | 5 22 | 96 22 | 0 0 | 1 17 | 0 0 | 0 0 | 1 17 | 97 22 | | | | | | |
| ALCOHOLISM | 1 8 | 36 14 | 24 17 | 3 13 | 64 15 | 0 0 | 1 17 | 0 0 | 0 0 | 1 17 | 65 15 | | | | | | |
| DRUG ABUSE | 1 8 | 25 10 | 11 8 | 1 4 | 38 9 | 0 0 | 1 17 | 0 0 | 0 0 | 1 17 | 39 9 | | | | | | |
| DOMINERIN | 0 0 | 1 0 | 0 0 | 0 0 | 1 0 | 0 0 | 1 17 | 0 0 | 0 0 | 1 17 | 2 0 | | | | | | |
| MIGRANT | 0 0 | 2 1 | 2 1 | 0 0 | 4 1 | 0 0 | 0 0 | 0 0 | 0 0 | 0 0 | 4 1 | | | | | | |
| INFL BTGS | 1 8 | 12 5 | 6 4 | 3 13 | 22 5 | 0 0 | 0 0 | 0 0 | 0 0 | 0 0 | 22 5 | | | | | | |
| PERMISSIVE | 0 0 | 1 0 | 0 0 | 0 0 | 1 0 | 0 0 | 1 17 | 0 0 | 0 0 | 1 17 | 2 0 | | | | | | |
| FATH ABSNT | 4 33 | 93 37 | 48 33 | 8 35 | 153 35 | 0 0 | 0 0 | 0 0 | 0 0 | 0 0 | 153 35 | | | | | | |
| MOTH ABSNT | 1 8 | 28 11 | 13 9 | 3 13 | 45 10 | 0 0 | 0 0 | 0 0 | 0 0 | 0 0 | 45 10 | | | | | | |
| NONE | 0 0 | 4 2 | 3 2 | 0 0 | 7 2 | 0 0 | 1 17 | 0 0 | 0 0 | 1 17 | 8 2 | | | | | | |
| Total reported | 12 100 | 252 100 | 144 100 | 23 100 | 431 100 | 0 0 | 6 100 | 0 0 | 0 0 | 6 100 | 437 100 | | | | | | |
| Percent reported | 85.7 | 76.5 | 75.0 | 59.1 | 74.9 | .0 | 100.0 | .0 | .0 | 100.0 | 75.1 | | | | | | |
| OTHER | 1 | 39 | 27 | 9 | 76 | 0 | 0 | 0 | 0 | 0 | 76 | | | | | | |
| Total | 7 | 166 | 108 | 22 | 303 | 0 | 2 | 0 | 0 | 2 | 305 | | | | | | |

* NOTE: SINCE THERE CAN BE UP TO FIVE BEHAVIOR CODES PER INMATE, THE NUMBER OF CASES REPORTED IN THE DETAIL LINES AND THE TOTAL REPORTED LINE MAY EXCEED THE TOTAL NUMBER OF CASES. IN SHORT, THIS TABLE COUNTS THE NUMBER OF BEHAVIOR PROBLEMS, NOT INMATES.

Inmate statistical profile

Sample: ACTIVE PRISONERS EXCLUDING JAIL
Active inmates 09/17/2002

Requestor: Statistics

Inmate Diagnostic Behavior Problem * by current age & sex

| Diagnostic Problem | M E N | | | | | | | | W O M E N | | | | | | | | Grand Total % |
|--------------------|-------------|-------------|-------------|-------------|-------------|-------------|-------------|-------------|-------------|---------------|---------|--|--|--|--|--|---------------|
| | Age 00-21 % | Age 22-39 % | Age 40-54 % | Age 55-99 % | Men Total % | Age 00-21 % | Age 22-39 % | Age 40-54 % | Age 55-99 % | Women Total % | | | | | | | |
| ALCOHOLIC | 0 0 | 8 2 | 8 3 | 3 7 | 19 3 | 0 0 | 1 25 | 0 0 | 0 0 | 1 25 | 20 3 | | | | | | |
| ALCOH ABSE | 1 6 | 37 9 | 27 11 | 3 7 | 68 10 | 0 0 | 0 0 | 0 0 | 0 0 | 0 0 | 68 10 | | | | | | |
| DRUG EXP | 3 19 | 56 14 | 32 13 | 7 16 | 98 14 | 0 0 | 0 0 | 0 0 | 0 0 | 0 0 | 98 14 | | | | | | |
| DRUG ABSE | 2 13 | 68 17 | 37 15 | 3 7 | 110 16 | 0 0 | 1 25 | 0 0 | 0 0 | 1 25 | 111 16 | | | | | | |
| NARC ADDCT | 0 0 | 3 1 | 3 1 | 0 0 | 6 1 | 0 0 | 0 0 | 0 0 | 0 0 | 0 0 | 6 1 | | | | | | |
| EPILEPTIC | 0 0 | 3 1 | 2 1 | 0 0 | 5 1 | 0 0 | 0 0 | 0 0 | 0 0 | 0 0 | 5 1 | | | | | | |
| MANIPULTVE | 4 25 | 33 8 | 17 7 | 3 7 | 57 8 | 0 0 | 0 0 | 0 0 | 0 0 | 0 0 | 57 8 | | | | | | |
| ASSAULTIVE | 5 31 | 131 33 | 84 35 | 16 37 | 236 34 | 0 0 | 2 50 | 0 0 | 0 0 | 2 50 | 238 34 | | | | | | |
| ESCAPE TEND | 0 0 | 16 4 | 16 7 | 3 7 | 35 5 | 0 0 | 0 0 | 0 0 | 0 0 | 0 0 | 35 5 | | | | | | |
| SUICIDAL | 0 0 | 17 4 | 4 2 | 2 5 | 23 3 | 0 0 | 0 0 | 0 0 | 0 0 | 0 0 | 23 3 | | | | | | |
| WITHDRAWN | 0 0 | 1 0 | 0 0 | 0 0 | 1 0 | 0 0 | 0 0 | 0 0 | 0 0 | 0 0 | 1 0 | | | | | | |
| PR RLTY CT | 0 0 | 3 1 | 2 1 | 0 0 | 5 1 | 0 0 | 0 0 | 0 0 | 0 0 | 0 0 | 5 1 | | | | | | |
| HOMOSEXUAL | 1 6 | 0 0 | 1 0 | 0 0 | 2 0 | 0 0 | 0 0 | 0 0 | 0 0 | 0 0 | 2 0 | | | | | | |
| NONE | 0 0 | 3 1 | 1 0 | 2 5 | 6 1 | 0 0 | 0 0 | 0 0 | 0 0 | 0 0 | 6 1 | | | | | | |
| OTHER | 0 0 | 7 2 | 6 2 | 0 0 | 13 2 | 0 0 | 0 0 | 0 0 | 0 0 | 0 0 | 13 2 | | | | | | |
| NOT RPTD | 0 0 | 5 1 | 3 1 | 1 2 | 9 1 | 0 0 | 0 0 | 0 0 | 0 0 | 0 0 | 9 1 | | | | | | |
| Total reported | 16 100 | 392 100 | 243 100 | 43 100 | 694 100 | 0 0 | 4 100 | 0 0 | 0 0 | 4 100 | 698 100 | | | | | | |
| Percent reported | 100.0 | 99.4 | 100.0 | 100.0 | 99.7 | .0 | 100.0 | .0 | .0 | 100.0 | 99.7 | | | | | | |
| UNKNOWN | 0 | 1 | 0 | 0 | 1 | 0 | 0 | 0 | 0 | 0 | 1 | | | | | | |
| Total | 7 | 166 | 108 | 22 | 303 | 0 | 2 | 0 | 0 | 2 | 305 | | | | | | |

* NOTE: SINCE THERE CAN BE UP TO FIVE BEHAVIOR CODES PER INMATE, THE NUMBER OF CASES REPORTED IN THE DETAIL LINES AND THE TOTAL REPORTED LINE MAY EXCEED THE TOTAL NUMBER OF CASES. IN SHORT, THIS TABLE COUNTS THE NUMBER OF BEHAVIOR PROBLEMS, NOT INMATES.

Inmate statistical profile

Sample: ACTIVE PRISONERS EXCLUDING JAIL
Active inmates 09/17/2002

Requestor: Statistics

Physical Profile (General Condition) by current age & sex

| Physical Profile | M E N | | | | | | | | W O M E N | | | | | | | | Grand Total % | | | | | |
|-----------------------|----------------|-----|----------------|-----|----------------|-----|----------------|-----|----------------|-----|----------------|---|----------------|-----|----------------|---|------------------|----------------|-------|------------------|------|-----|
| | Age 00-21 % | | Age 22-39 % | | Age 40-54 % | | Age 55-99 % | | Men Total % | | Age 00-21 % | | Age 22-39 % | | Age 40-54 % | | | Age 55-99 % | | Women Total % | | |
| NO LIMITATION | 5 | 83 | 124 | 76 | 49 | 46 | 8 | 36 | 186 | 63 | 0 | 0 | 2 | 100 | 0 | 0 | 0 | 0 | 2 | 100 | 188 | 63 |
| DEFECT NO MAJOR LIMIT | 1 | 17 | 18 | 11 | 24 | 23 | 7 | 32 | 50 | 17 | 0 | 0 | 0 | 0 | 0 | 0 | 0 | 0 | 0 | 0 | 50 | 17 |
| DEFECT MAJOR LIMIT | 0 | 0 | 21 | 13 | 32 | 30 | 6 | 27 | 59 | 20 | 0 | 0 | 0 | 0 | 0 | 0 | 0 | 0 | 0 | 0 | 59 | 20 |
| VERY MAJOR DEFECT | 0 | 0 | 0 | 0 | 1 | 1 | 1 | 5 | 2 | 1 | 0 | 0 | 0 | 0 | 0 | 0 | 0 | 0 | 0 | 0 | 2 | 1 |
| Total reported | 6 | 100 | 163 | 100 | 106 | 100 | 22 | 100 | 297 | 100 | 0 | 0 | 2 | 100 | 0 | 0 | 0 | 0 | 2 | 100 | 299 | 100 |
| Percent reported | 85.7 | | 98.2 | | 98.1 | | 100.0 | | 98.0 | | .0 | | 100.0 | | .0 | | .0 | | 100.0 | | 98.0 | |
| NOT REPORTED | 1 | | 3 | | 2 | | 0 | | 6 | | 0 | | 0 | | 0 | | 0 | | 0 | | 6 | |
| Total | 7 | | 166 | | 108 | | 22 | | 303 | | 0 | | 2 | | 0 | | 0 | | 2 | | 305 | |

Inmate statistical profile

Sample: ACTIVE PRISONERS EXCLUDING JAIL
Active inmates 09/17/2002

Requestor: Statistics

Security Status by current age & sex

| Security | M E N | | | | | | | | W O M E N | | | | | | | | Grand Total % |
|------------------|-------------|-------------|-------------|-------------|-------------|-------------|-------------|-------------|-------------|---------------|-------|---------|-----|------|--------|-----|---------------|
| | Age 00-21 % | Age 22-39 % | Age 40-54 % | Age 55-99 % | Men Total % | Age 00-21 % | Age 22-39 % | Age 40-54 % | Age 55-99 % | Women Total % | | | | | | | |
| DIAG INCOM | 0 0 | 0 0 | 0 0 | 0 0 | 0 0 | 0 0 | 0 0 | 0 0 | 0 0 | 0 0 | 0 0 | 0 0 | 0 0 | 0 0 | 0 0 | 0 0 | |
| WRK RELEAS | 0 0 | 0 0 | 0 0 | 0 0 | 0 0 | 0 0 | 0 0 | 0 0 | 0 0 | 0 0 | 0 0 | 0 0 | 0 0 | 0 0 | 0 0 | 0 0 | |
| TRUSTY | 0 0 | 0 0 | 0 0 | 0 0 | 0 0 | 0 0 | 0 0 | 0 0 | 0 0 | 0 0 | 0 0 | 0 0 | 0 0 | 0 0 | 0 0 | 0 0 | |
| MINIMUM | 0 0 | 0 0 | 0 0 | 0 0 | 1 5 | 1 0 | 0 0 | 0 0 | 1 50 | 0 0 | 0 0 | 0 0 | 0 0 | 1 50 | 2 1 | | |
| MEDIUM | 0 0 | 46 28 | 43 40 | 10 45 | 99 33 | 0 0 | 0 0 | 0 0 | 0 0 | 0 0 | 0 0 | 0 0 | 0 0 | 0 0 | 99 32 | | |
| CLOSE | 5 71 | 99 60 | 58 54 | 10 45 | 172 57 | 0 0 | 0 0 | 0 0 | 0 0 | 0 0 | 0 0 | 0 0 | 0 0 | 0 0 | 172 56 | | |
| MAXIMUM | 0 0 | 16 10 | 3 3 | 1 5 | 20 7 | 0 0 | 0 0 | 1 50 | 0 0 | 0 0 | 0 0 | 0 0 | 0 0 | 1 50 | 21 7 | | |
| DIAGNOSTIC | 2 29 | 5 3 | 4 4 | 0 0 | 11 4 | 0 0 | 0 0 | 0 0 | 0 0 | 0 0 | 0 0 | 0 0 | 0 0 | 0 0 | 11 4 | | |
| Total reported | 7 100 | 166 100 | 108 100 | 22 100 | 303 100 | 0 0 | 2 100 | 0 0 | 0 0 | 0 0 | 2 100 | 305 100 | | | | | |
| Percent reported | 100.0 | 100.0 | 100.0 | 100.0 | 100.0 | .0 | 100.0 | .0 | .0 | 100.0 | 100.0 | | | | | | |
| NOT RPTD | 0 | 0 | 0 | 0 | 0 | 0 | 0 | 0 | 0 | 0 | 0 | 0 | 0 | 0 | 0 | | |
| Total | 7 | 166 | 108 | 22 | 303 | 0 | 2 | 0 | 0 | 2 | 305 | | | | | | |

* NOTE: BEGINNING IN JULY 1987, THE FACILITIES DIVISION NO LONGER CODED INMATES AS BEING WORK RELEASE

Inmate statistical profile

Sample: ACTIVE PRISONERS EXCLUDING JAIL
Active inmates 09/17/2002

Requestor: Statistics

Number Of Sentences by current age & sex

| Number Of Sentences | M E N | | | | W O M E N | | | | Grand Total % | |
|---------------------|-------------|-------------|-------------|-------------|-------------|-------------|-------------|-------------|---------------|---------|
| | Age 00-21 % | Age 22-39 % | Age 40-54 % | Age 55-99 % | Age 00-21 % | Age 22-39 % | Age 40-54 % | Age 55-99 % | | |
| ONE | 1 14 | 17 10 | 21 19 | 3 14 | 42 14 | 0 0 | 0 0 | 0 0 | 0 0 | 42 14 |
| TWO | 2 29 | 32 19 | 18 17 | 6 27 | 58 19 | 0 0 | 1 50 | 0 0 | 0 0 | 59 19 |
| THREE | 1 14 | 30 18 | 21 19 | 2 9 | 54 18 | 0 0 | 0 0 | 0 0 | 0 0 | 54 18 |
| FOUR | 0 0 | 19 11 | 18 17 | 1 5 | 38 13 | 0 0 | 0 0 | 0 0 | 0 0 | 38 12 |
| FIVE | 0 0 | 16 10 | 5 5 | 3 14 | 24 8 | 0 0 | 1 50 | 0 0 | 0 0 | 25 8 |
| MORE THAN FIVE | 3 43 | 52 31 | 25 23 | 7 32 | 87 29 | 0 0 | 0 0 | 0 0 | 0 0 | 87 29 |
| Total reported | 7 100 | 166 100 | 108 100 | 22 100 | 303 100 | 0 0 | 2 100 | 0 0 | 0 0 | 305 100 |
| Percent reported | 100.0 | 100.0 | 100.0 | 100.0 | 100.0 | .0 | 100.0 | .0 | .0 | 100.0 |
| NOT REPORTED | 0 | 0 | 0 | 0 | 0 | 0 | 0 | 0 | 0 | 0 |
| Total | 7 | 166 | 108 | 22 | 303 | 0 | 2 | 0 | 0 | 305 |
| AVG NUM SENTENCES | 4.57 | 4.70 | 4.18 | 4.95 | 4.53 | .00 | 3.50 | .00 | .00 | 4.52 |

Inmate statistical profile

Sample: ACTIVE PRISONERS EXCLUDING JAIL
Active inmates 09/17/2002

Requestor: Statistics

Number Of Disciplinarys by current age & sex

| Disciplinarys | M E N | | | | | | | | W O M E N | | | | | | | | Grand Total % | | | | | |
|------------------|--------------|-----|--------------|-----|--------------|-----|--------------|-----|--------------|-----|--------------|-------|--------------|-----|--------------|-----|------------------|--------------|-------|----------------|-------|-----|
| | Age 00-21 | | Age 22-39 | | Age 40-54 | | Age 55-99 | | Men Total | | Age 00-21 | | Age 22-39 | | Age 40-54 | | | Age 55-99 | | Women Total | | |
| ZERO | 3 | 43 | 30 | 18 | 40 | 37 | 9 | 41 | 82 | 27 | 0 | 0 | 0 | 0 | 0 | 0 | 0 | 0 | 0 | 0 | 82 | 27 |
| ONE | 1 | 14 | 19 | 11 | 13 | 12 | 3 | 14 | 36 | 12 | 0 | 0 | 0 | 0 | 0 | 0 | 0 | 0 | 0 | 0 | 36 | 12 |
| TWO | 0 | 0 | 11 | 7 | 11 | 10 | 2 | 9 | 24 | 8 | 0 | 0 | 0 | 0 | 0 | 0 | 0 | 0 | 0 | 0 | 24 | 8 |
| THREE | 1 | 14 | 11 | 7 | 11 | 10 | 3 | 14 | 26 | 9 | 0 | 0 | 0 | 0 | 0 | 0 | 0 | 0 | 0 | 0 | 26 | 9 |
| FOUR | 1 | 14 | 20 | 12 | 10 | 9 | 1 | 5 | 32 | 11 | 0 | 0 | 1 | 50 | 0 | 0 | 0 | 0 | 1 | 50 | 33 | 11 |
| FIVE | 1 | 14 | 11 | 7 | 2 | 2 | 0 | 0 | 14 | 5 | 0 | 0 | 0 | 0 | 0 | 0 | 0 | 0 | 0 | 0 | 14 | 5 |
| MORE THAN FIVE | 0 | 0 | 64 | 39 | 21 | 19 | 4 | 18 | 89 | 29 | 0 | 0 | 1 | 50 | 0 | 0 | 0 | 0 | 1 | 50 | 90 | 30 |
| Total reported | 7 | 100 | 166 | 100 | 108 | 100 | 22 | 100 | 303 | 100 | 0 | 0 | 2 | 100 | 0 | 0 | 0 | 0 | 2 | 100 | 305 | 100 |
| Percent reported | 100.0 | | 100.0 | | 100.0 | | 100.0 | | 100.0 | | .0 | 100.0 | | .0 | | .0 | 100.0 | | 100.0 | | 100.0 | |
| NOT REPORTED | 0 | | 0 | | 0 | | 0 | | 0 | | 0 | | 0 | | 0 | | 0 | | 0 | | 0 | |
| Total | 7 | | 166 | | 108 | | 22 | | 303 | | 0 | | 2 | | 0 | | 0 | | 2 | | 305 | |
| AVG NUM DISCIP | 1.86 | | 7.57 | | 3.15 | | 2.36 | | 5.49 | | .00 | 14.00 | | .00 | | .00 | 14.00 | | 14.00 | | 5.54 | |

Inmate statistical profile

Sample: ACTIVE PRISONERS EXCLUDING JAIL
Active inmates 09/17/2002

Requestor: Statistics

Number Of Prior Georgia Incarcerations * by current age & sex

| Prior Incarcerations | M E N | | | | | | | | W O M E N | | | | | | | | | | | | | |
|----------------------|-------|-----|-------|-----|-------|-----|-------|-----|-----------|-----|-----|---|-------|-----|-----|---|-------|---|-------|-----|-------|-----|
| | Age | % | Age | % | Age | % | Age | % | Men | % | Age | % | Age | % | Age | % | Women | % | Grand | % | | |
| ZERO | 4 | 57 | 94 | 57 | 38 | 35 | 11 | 50 | 147 | 49 | 0 | 0 | 2 | 100 | 0 | 0 | 0 | 0 | 2 | 100 | 149 | 49 |
| ONE | 2 | 29 | 34 | 20 | 20 | 19 | 5 | 23 | 61 | 20 | 0 | 0 | 0 | 0 | 0 | 0 | 0 | 0 | 0 | 0 | 61 | 20 |
| TWO | 1 | 14 | 18 | 11 | 15 | 14 | 2 | 9 | 36 | 12 | 0 | 0 | 0 | 0 | 0 | 0 | 0 | 0 | 0 | 0 | 36 | 12 |
| THREE | 0 | 0 | 14 | 8 | 13 | 12 | 3 | 14 | 30 | 10 | 0 | 0 | 0 | 0 | 0 | 0 | 0 | 0 | 0 | 0 | 30 | 10 |
| FOUR | 0 | 0 | 4 | 2 | 11 | 10 | 0 | 0 | 15 | 5 | 0 | 0 | 0 | 0 | 0 | 0 | 0 | 0 | 0 | 0 | 15 | 5 |
| FIVE | 0 | 0 | 1 | 1 | 8 | 7 | 0 | 0 | 9 | 3 | 0 | 0 | 0 | 0 | 0 | 0 | 0 | 0 | 0 | 0 | 9 | 3 |
| MORE THAN FIVE | 0 | 0 | 1 | 1 | 3 | 3 | 1 | 5 | 5 | 2 | 0 | 0 | 0 | 0 | 0 | 0 | 0 | 0 | 0 | 0 | 5 | 2 |
| Total reported | 7 | 100 | 166 | 100 | 108 | 100 | 22 | 100 | 303 | 100 | 0 | 0 | 2 | 100 | 0 | 0 | 0 | 0 | 2 | 100 | 305 | 100 |
| Percent reported | 100.0 | | 100.0 | | 100.0 | | 100.0 | | 100.0 | | .0 | | 100.0 | | .0 | | .0 | | 100.0 | | 100.0 | |
| NOT REPORTED | 0 | | 0 | | 0 | | 0 | | 0 | | 0 | | 0 | | 0 | | 0 | | 0 | | 0 | |
| Total | 7 | | 166 | | 108 | | 22 | | 303 | | 0 | | 2 | | 0 | | 0 | | 2 | | 305 | |
| AVG # INCARCERATIONS | .57 | | .84 | | 1.81 | | 1.09 | | 1.19 | | .00 | | .00 | | .00 | | .00 | | .00 | | 1.19 | |

* This data counts a parole revocation on an existing sentence AS A prior incarceration. Also, this data counts, for any cohort of inmates, the total number of Georgia incarcerations the inmate has had during his entire criminal career. For example, if an inmate was admitted to prison first in FY72, and then re-admitted in FY79 and FY85, he had two prior incarcerations before the FY85 admission. This inmate's records show two prior incarcerations in all three of his records since he has had two prior incarcerations in his criminal career. If the cohort of FY72 admissions is selected for analysis, two prior incarcerations will be listed for this inmate even though in FY72, he had no prior incarcerations.

Inmate statistical profile

Sample: ACTIVE PRISONERS EXCLUDING JAIL
Active inmates 09/17/2002

Requestor: Statistics

Number Of Transfers by current age & sex

| Transfers | M E N | | | | | | | | W O M E N | | | | | | | | Grand Total % |
|-------------------|----------------|----------------|----------------|----------------|---------|-----|----------------|----------------|----------------|----------------|---------|------|--|--|--|--|------------------|
| | Age 00-21 % | Age 22-39 % | Age 40-54 % | Age 55-99 % | Men | | Age 00-21 % | Age 22-39 % | Age 40-54 % | Age 55-99 % | Women | | | | | | |
| ZERO | 2 29 | 5 3 | 6 6 | 0 0 | 13 4 | 0 0 | 1 50 | 0 0 | 0 0 | 0 0 | 1 50 | 14 5 | | | | | |
| ONE | 3 43 | 74 45 | 45 42 | 11 50 | 133 44 | 0 0 | 1 50 | 0 0 | 0 0 | 1 50 | 134 44 | | | | | | |
| TWO | 1 14 | 41 25 | 32 30 | 6 27 | 80 26 | 0 0 | 0 0 | 0 0 | 0 0 | 0 0 | 80 26 | | | | | | |
| THREE | 1 14 | 22 13 | 14 13 | 2 9 | 39 13 | 0 0 | 0 0 | 0 0 | 0 0 | 0 0 | 39 13 | | | | | | |
| FOUR | 0 0 | 7 4 | 3 3 | 2 9 | 12 4 | 0 0 | 0 0 | 0 0 | 0 0 | 0 0 | 12 4 | | | | | | |
| FIVE | 0 0 | 6 4 | 2 2 | 0 0 | 8 3 | 0 0 | 0 0 | 0 0 | 0 0 | 0 0 | 8 3 | | | | | | |
| MORE THAN FIVE | 0 0 | 11 7 | 6 6 | 1 5 | 18 6 | 0 0 | 0 0 | 0 0 | 0 0 | 0 0 | 18 6 | | | | | | |
| Total reported | 7 100 | 166 100 | 108 100 | 22 100 | 303 100 | 0 0 | 2 100 | 0 0 | 0 0 | 2 100 | 305 100 | | | | | | |
| Percent reported | 100.0 | 100.0 | 100.0 | 100.0 | 100.0 | .0 | 100.0 | .0 | .0 | 100.0 | 100.0 | | | | | | |
| NOT REPORTED | 0 | 0 | 0 | 0 | 0 | 0 | 0 | 0 | 0 | 0 | 0 | | | | | | |
| Total | 7 | 166 | 108 | 22 | 303 | 0 | 2 | 0 | 0 | 2 | 305 | | | | | | |
| AVG NUM TRANSFERS | 1.14 | 2.15 | 1.94 | 1.95 | 2.04 | .00 | .50 | .00 | .00 | .50 | 2.03 | | | | | | |

Inmate statistical profile

Sample: ACTIVE PRISONERS EXCLUDING JAIL
Active inmates 09/17/2002

Requestor: Statistics

County Of Conviction by current age & sex

| County Of Conviction | M E N | | | | | | | | W O M E N | | | | | | | | Grand | | | | |
|----------------------|-------|-----|-------|-----|-------|-----|-------|-----|-----------|-----|-------|-----|-------|-----|-------|-----|-------|-------|-------|----|---|
| | Age | Age | Age | Age | Age | Age | Age | Age | Age | Age | Age | Age | Age | Age | Age | Age | Age | Total | % | | |
| | 00-21 | % | 22-39 | % | 40-54 | % | 55-99 | % | Total | % | 00-21 | % | 22-39 | % | 40-54 | % | 55-99 | % | Total | % | |
| Appling | 0 | 0 | 1 | 1 | 1 | 1 | 0 | 0 | 2 | 1 | 0 | 0 | 0 | 0 | 0 | 0 | 0 | 0 | 0 | 2 | 1 |
| Atkinson | 0 | 0 | 0 | 0 | 0 | 0 | 1 | 5 | 1 | 0 | 0 | 0 | 0 | 0 | 0 | 0 | 0 | 0 | 0 | 1 | 0 |
| Bacon | 0 | 0 | 0 | 0 | 1 | 1 | 0 | 0 | 1 | 0 | 0 | 0 | 0 | 0 | 0 | 0 | 0 | 0 | 0 | 1 | 0 |
| Baldwin | 0 | 0 | 1 | 1 | 3 | 3 | 0 | 0 | 4 | 1 | 0 | 0 | 0 | 0 | 0 | 0 | 0 | 0 | 0 | 4 | 1 |
| Banks | 0 | 0 | 0 | 0 | 0 | 0 | 1 | 5 | 1 | 0 | 0 | 0 | 0 | 0 | 0 | 0 | 0 | 0 | 0 | 1 | 0 |
| Barrow | 0 | 0 | 2 | 1 | 0 | 0 | 1 | 5 | 3 | 1 | 0 | 0 | 0 | 0 | 0 | 0 | 0 | 0 | 0 | 3 | 1 |
| Bartow | 0 | 0 | 0 | 0 | 2 | 2 | 0 | 0 | 2 | 1 | 0 | 0 | 0 | 0 | 0 | 0 | 0 | 0 | 0 | 2 | 1 |
| Ben Hill | 0 | 0 | 1 | 1 | 0 | 0 | 0 | 0 | 1 | 0 | 0 | 0 | 0 | 0 | 0 | 0 | 0 | 0 | 0 | 1 | 0 |
| Berrien | 0 | 0 | 1 | 1 | 0 | 0 | 0 | 0 | 1 | 0 | 0 | 0 | 0 | 0 | 0 | 0 | 0 | 0 | 0 | 1 | 0 |
| Bibb | 0 | 0 | 7 | 4 | 3 | 3 | 1 | 5 | 11 | 4 | 0 | 0 | 0 | 0 | 0 | 0 | 0 | 0 | 0 | 11 | 4 |
| Bleckley | 0 | 0 | 1 | 1 | 0 | 0 | 0 | 0 | 1 | 0 | 0 | 0 | 0 | 0 | 0 | 0 | 0 | 0 | 0 | 1 | 0 |
| Brantley | 0 | 0 | 0 | 0 | 1 | 1 | 0 | 0 | 1 | 0 | 0 | 0 | 0 | 0 | 0 | 0 | 0 | 0 | 0 | 1 | 0 |
| Brooks | 0 | 0 | 0 | 0 | 1 | 1 | 0 | 0 | 1 | 0 | 0 | 0 | 0 | 0 | 0 | 0 | 0 | 0 | 0 | 1 | 0 |
| Burke | 0 | 0 | 4 | 2 | 1 | 1 | 0 | 0 | 5 | 2 | 0 | 0 | 0 | 0 | 0 | 0 | 0 | 0 | 0 | 5 | 2 |
| Butts | 0 | 0 | 1 | 1 | 1 | 1 | 1 | 5 | 3 | 1 | 0 | 0 | 0 | 0 | 0 | 0 | 0 | 0 | 0 | 3 | 1 |
| Camden | 0 | 0 | 0 | 0 | 1 | 1 | 0 | 0 | 1 | 0 | 0 | 0 | 0 | 0 | 0 | 0 | 0 | 0 | 0 | 1 | 0 |
| Carroll | 0 | 0 | 2 | 1 | 0 | 0 | 0 | 0 | 2 | 1 | 0 | 0 | 0 | 0 | 0 | 0 | 0 | 0 | 0 | 2 | 1 |
| Catoosa | 0 | 0 | 0 | 0 | 1 | 1 | 0 | 0 | 1 | 0 | 0 | 0 | 0 | 0 | 0 | 0 | 0 | 0 | 0 | 1 | 0 |
| Chatham | 0 | 0 | 6 | 4 | 3 | 3 | 1 | 5 | 10 | 3 | 0 | 0 | 0 | 0 | 0 | 0 | 0 | 0 | 0 | 10 | 3 |
| Chattooga | 0 | 0 | 1 | 1 | 0 | 0 | 0 | 0 | 1 | 0 | 0 | 0 | 0 | 0 | 0 | 0 | 0 | 0 | 0 | 1 | 0 |
| Cherokee | 0 | 0 | 1 | 1 | 1 | 1 | 0 | 0 | 2 | 1 | 0 | 0 | 0 | 0 | 0 | 0 | 0 | 0 | 0 | 2 | 1 |
| Clarke | 0 | 0 | 6 | 4 | 5 | 5 | 0 | 0 | 11 | 4 | 0 | 0 | 0 | 0 | 0 | 0 | 0 | 0 | 0 | 11 | 4 |
| Clayton | 0 | 0 | 7 | 4 | 2 | 2 | 1 | 5 | 10 | 3 | 0 | 0 | 0 | 0 | 0 | 0 | 0 | 0 | 0 | 10 | 3 |
| Cobb | 1 | 14 | 4 | 2 | 2 | 2 | 0 | 0 | 7 | 2 | 0 | 0 | 0 | 0 | 0 | 0 | 0 | 0 | 0 | 7 | 2 |
| Coffee | 0 | 0 | 1 | 1 | 1 | 1 | 0 | 0 | 2 | 1 | 0 | 0 | 0 | 0 | 0 | 0 | 0 | 0 | 0 | 2 | 1 |
| Colquit | 0 | 0 | 1 | 1 | 2 | 2 | 0 | 0 | 3 | 1 | 0 | 0 | 0 | 0 | 0 | 0 | 0 | 0 | 0 | 3 | 1 |
| Columbia | 0 | 0 | 1 | 1 | 1 | 1 | 0 | 0 | 2 | 1 | 0 | 0 | 0 | 0 | 0 | 0 | 0 | 0 | 0 | 2 | 1 |
| Cook | 0 | 0 | 2 | 1 | 0 | 0 | 0 | 0 | 2 | 1 | 0 | 0 | 0 | 0 | 0 | 0 | 0 | 0 | 0 | 2 | 1 |
| Coweta | 0 | 0 | 1 | 1 | 0 | 0 | 0 | 0 | 1 | 0 | 0 | 0 | 0 | 0 | 0 | 0 | 0 | 0 | 0 | 1 | 0 |
| Crisp | 0 | 0 | 1 | 1 | 0 | 0 | 0 | 0 | 1 | 0 | 0 | 0 | 0 | 0 | 0 | 0 | 0 | 0 | 0 | 1 | 0 |
| Dade | 0 | 0 | 1 | 1 | 0 | 0 | 0 | 0 | 1 | 0 | 0 | 0 | 0 | 0 | 0 | 0 | 0 | 0 | 0 | 1 | 0 |
| Decatur | 0 | 0 | 0 | 0 | 1 | 1 | 0 | 0 | 1 | 0 | 0 | 0 | 0 | 0 | 0 | 0 | 0 | 0 | 0 | 1 | 0 |
| DeKalb | 0 | 0 | 14 | 8 | 6 | 6 | 3 | 14 | 23 | 8 | 0 | 0 | 0 | 0 | 0 | 0 | 0 | 0 | 0 | 23 | 8 |
| Dodge | 0 | 0 | 1 | 1 | 0 | 0 | 0 | 0 | 1 | 0 | 0 | 0 | 0 | 0 | 0 | 0 | 0 | 0 | 0 | 1 | 0 |
| Dougherty | 1 | 14 | 3 | 2 | 2 | 2 | 1 | 5 | 7 | 2 | 0 | 0 | 0 | 0 | 0 | 0 | 0 | 0 | 0 | 7 | 2 |
| Douglas | 1 | 14 | 5 | 3 | 2 | 2 | 0 | 0 | 8 | 3 | 0 | 0 | 0 | 0 | 0 | 0 | 0 | 0 | 0 | 8 | 3 |

(continued)

Inmate statistical profile

Sample: ACTIVE PRISONERS EXCLUDING JAIL
Active inmates 09/17/2002

Requestor: Statistics

County Of Conviction by current age & sex (continued)

| County Of Conviction | Age | | M E N | | | | Men | | Age | | W O M E N | | | | Women | | Grand | | | | |
|----------------------|-------|----|-------|---|-------|----|-------|---|-------|---|-----------|---|-------|---|-------|---|-------|---|-------|----|---|
| | 00-21 | % | 22-39 | % | 40-54 | % | 55-99 | % | Total | % | 00-21 | % | 22-39 | % | 40-54 | % | 55-99 | % | Total | % | |
| Elbert | 0 | 0 | 0 | 0 | 0 | 0 | 1 | 5 | 1 | 0 | 0 | 0 | 0 | 0 | 0 | 0 | 0 | 0 | 0 | 1 | 0 |
| Emanuel | 0 | 0 | 1 | 1 | 0 | 0 | 0 | 0 | 1 | 0 | 0 | 0 | 0 | 0 | 0 | 0 | 0 | 0 | 0 | 1 | 0 |
| Fayette | 0 | 0 | 0 | 0 | 1 | 1 | 1 | 5 | 2 | 1 | 0 | 0 | 0 | 0 | 0 | 0 | 0 | 0 | 0 | 2 | 1 |
| Floyd | 0 | 0 | 3 | 2 | 1 | 1 | 0 | 0 | 4 | 1 | 0 | 0 | 0 | 0 | 0 | 0 | 0 | 0 | 0 | 4 | 1 |
| Forsyth | 0 | 0 | 0 | 0 | 1 | 1 | 0 | 0 | 1 | 0 | 0 | 0 | 0 | 0 | 0 | 0 | 0 | 0 | 0 | 1 | 0 |
| Franklin | 0 | 0 | 1 | 1 | 0 | 0 | 0 | 0 | 1 | 0 | 0 | 0 | 0 | 0 | 0 | 0 | 0 | 0 | 0 | 1 | 0 |
| Fulton | 0 | 0 | 14 | 8 | 12 | 11 | 2 | 9 | 28 | 9 | 0 | 0 | 0 | 0 | 0 | 0 | 0 | 0 | 0 | 28 | 9 |
| Gilmer | 0 | 0 | 1 | 1 | 0 | 0 | 0 | 0 | 1 | 0 | 0 | 0 | 0 | 0 | 0 | 0 | 0 | 0 | 0 | 1 | 0 |
| Glynn | 1 | 14 | 5 | 3 | 2 | 2 | 1 | 5 | 9 | 3 | 0 | 0 | 0 | 0 | 0 | 0 | 0 | 0 | 0 | 9 | 3 |
| Gordon | 0 | 0 | 0 | 0 | 0 | 0 | 1 | 5 | 1 | 0 | 0 | 0 | 0 | 0 | 0 | 0 | 0 | 0 | 0 | 1 | 0 |
| Greene | 0 | 0 | 1 | 1 | 0 | 0 | 0 | 0 | 1 | 0 | 0 | 0 | 0 | 0 | 0 | 0 | 0 | 0 | 0 | 1 | 0 |
| Gwinnett | 0 | 0 | 2 | 1 | 1 | 1 | 0 | 0 | 3 | 1 | 0 | 0 | 0 | 0 | 0 | 0 | 0 | 0 | 0 | 3 | 1 |
| Habersham | 0 | 0 | 0 | 0 | 1 | 1 | 0 | 0 | 1 | 0 | 0 | 0 | 0 | 0 | 0 | 0 | 0 | 0 | 0 | 1 | 0 |
| Hall | 0 | 0 | 3 | 2 | 1 | 1 | 0 | 0 | 4 | 1 | 0 | 0 | 0 | 0 | 0 | 0 | 0 | 0 | 0 | 4 | 1 |
| Harris | 0 | 0 | 1 | 1 | 0 | 0 | 0 | 0 | 1 | 0 | 0 | 0 | 0 | 0 | 0 | 0 | 0 | 0 | 0 | 1 | 0 |
| Hart | 0 | 0 | 2 | 1 | 2 | 2 | 0 | 0 | 4 | 1 | 0 | 0 | 0 | 0 | 0 | 0 | 0 | 0 | 0 | 4 | 1 |
| Henry | 0 | 0 | 3 | 2 | 0 | 0 | 0 | 0 | 3 | 1 | 0 | 0 | 0 | 0 | 0 | 0 | 0 | 0 | 0 | 3 | 1 |
| Houston | 0 | 0 | 2 | 1 | 4 | 4 | 0 | 0 | 6 | 2 | 0 | 0 | 0 | 0 | 0 | 0 | 0 | 0 | 0 | 6 | 2 |
| Jackson | 0 | 0 | 0 | 0 | 2 | 2 | 0 | 0 | 2 | 1 | 0 | 0 | 0 | 0 | 0 | 0 | 0 | 0 | 0 | 2 | 1 |
| Jasper | 0 | 0 | 1 | 1 | 0 | 0 | 0 | 0 | 1 | 0 | 0 | 0 | 0 | 0 | 0 | 0 | 0 | 0 | 0 | 1 | 0 |
| Jeff Davis | 0 | 0 | 2 | 1 | 0 | 0 | 0 | 0 | 2 | 1 | 0 | 0 | 0 | 0 | 0 | 0 | 0 | 0 | 0 | 2 | 1 |
| Jones | 0 | 0 | 1 | 1 | 0 | 0 | 0 | 0 | 1 | 0 | 0 | 0 | 0 | 0 | 0 | 0 | 0 | 0 | 0 | 1 | 0 |
| Lee | 0 | 0 | 1 | 1 | 0 | 0 | 0 | 0 | 1 | 0 | 0 | 0 | 0 | 0 | 0 | 0 | 0 | 0 | 0 | 1 | 0 |
| Liberty | 0 | 0 | 1 | 1 | 1 | 1 | 0 | 0 | 2 | 1 | 0 | 0 | 0 | 0 | 0 | 0 | 0 | 0 | 0 | 2 | 1 |
| Long | 0 | 0 | 3 | 2 | 0 | 0 | 0 | 0 | 3 | 1 | 0 | 0 | 0 | 0 | 0 | 0 | 0 | 0 | 0 | 3 | 1 |
| Lowndes | 0 | 0 | 1 | 1 | 1 | 1 | 0 | 0 | 2 | 1 | 0 | 0 | 0 | 0 | 0 | 0 | 0 | 0 | 0 | 2 | 1 |
| Madison | 0 | 0 | 1 | 1 | 0 | 0 | 0 | 0 | 1 | 0 | 0 | 0 | 0 | 0 | 0 | 0 | 0 | 0 | 0 | 1 | 0 |
| Marion | 0 | 0 | 1 | 1 | 0 | 0 | 0 | 0 | 1 | 0 | 0 | 0 | 0 | 0 | 0 | 0 | 0 | 0 | 0 | 1 | 0 |
| McIntosh | 0 | 0 | 1 | 1 | 0 | 0 | 0 | 0 | 1 | 0 | 0 | 0 | 0 | 0 | 0 | 0 | 0 | 0 | 0 | 1 | 0 |
| Monroe | 0 | 0 | 0 | 0 | 1 | 1 | 0 | 0 | 1 | 0 | 0 | 0 | 0 | 0 | 0 | 0 | 0 | 0 | 0 | 1 | 0 |
| Muscogee | 0 | 0 | 5 | 3 | 5 | 5 | 0 | 0 | 10 | 3 | 0 | 0 | 0 | 0 | 0 | 0 | 0 | 0 | 0 | 10 | 3 |
| Newton | 0 | 0 | 1 | 1 | 0 | 0 | 0 | 0 | 1 | 0 | 0 | 0 | 0 | 0 | 0 | 0 | 0 | 0 | 0 | 1 | 0 |
| Oglethorpe | 0 | 0 | 0 | 0 | 1 | 1 | 0 | 0 | 1 | 0 | 0 | 0 | 0 | 0 | 0 | 0 | 0 | 0 | 0 | 1 | 0 |
| Paulding | 0 | 0 | 0 | 0 | 1 | 1 | 0 | 0 | 1 | 0 | 0 | 0 | 0 | 0 | 0 | 0 | 0 | 0 | 0 | 1 | 0 |
| Pierce | 0 | 0 | 0 | 0 | 1 | 1 | 0 | 0 | 1 | 0 | 0 | 0 | 0 | 0 | 0 | 0 | 0 | 0 | 0 | 1 | 0 |

(continued)

Inmate statistical profile

Sample: ACTIVE PRISONERS EXCLUDING JAIL
Active inmates 09/17/2002

Requestor: Statistics

County Of Conviction by current age & sex (continued)

| County Of Conviction | M E N | | | | | | | | W O M E N | | | | | | | | Grand Total | % | | | | |
|----------------------|-----------|-----|-----------|-----|-----------|-----|-----------|-----|-----------|-----|-----------|---|-----------|-----|-----------|---|-------------|-------|-----------|-------|-------------|---|
| | Age 00-21 | % | Age 22-39 | % | Age 40-54 | % | Age 55-99 | % | Men Total | % | Age 00-21 | % | Age 22-39 | % | Age 40-54 | % | | | Age 55-99 | % | Women Total | % |
| Pike | 0 | 0 | 1 | 1 | 1 | 1 | 1 | 5 | 3 | 1 | 0 | 0 | 0 | 0 | 0 | 0 | 0 | 0 | 0 | 0 | 3 | 1 |
| Pulaski | 0 | 0 | 1 | 1 | 0 | 0 | 0 | 0 | 1 | 0 | 0 | 0 | 0 | 0 | 0 | 0 | 0 | 0 | 0 | 0 | 1 | 0 |
| Putnam | 0 | 0 | 3 | 2 | 1 | 1 | 0 | 0 | 4 | 1 | 0 | 0 | 0 | 0 | 0 | 0 | 0 | 0 | 0 | 0 | 4 | 1 |
| Rabun | 0 | 0 | 1 | 1 | 0 | 0 | 0 | 0 | 1 | 0 | 0 | 0 | 0 | 0 | 0 | 0 | 0 | 0 | 0 | 0 | 1 | 0 |
| Randolph | 1 | 14 | 0 | 0 | 0 | 0 | 0 | 0 | 1 | 0 | 0 | 0 | 0 | 0 | 0 | 0 | 0 | 0 | 0 | 0 | 1 | 0 |
| Richmond | 1 | 14 | 8 | 5 | 5 | 5 | 1 | 5 | 15 | 5 | 0 | 0 | 1 | 50 | 0 | 0 | 0 | 0 | 1 | 50 | 16 | 5 |
| Rockdale | 0 | 0 | 3 | 2 | 1 | 1 | 0 | 0 | 4 | 1 | 0 | 0 | 0 | 0 | 0 | 0 | 0 | 0 | 0 | 0 | 4 | 1 |
| Spalding | 0 | 0 | 3 | 2 | 2 | 2 | 0 | 0 | 5 | 2 | 0 | 0 | 0 | 0 | 0 | 0 | 0 | 0 | 0 | 0 | 5 | 2 |
| Sumter | 0 | 0 | 0 | 0 | 1 | 1 | 0 | 0 | 1 | 0 | 0 | 0 | 0 | 0 | 0 | 0 | 0 | 0 | 0 | 0 | 1 | 0 |
| Terrell | 0 | 0 | 0 | 0 | 1 | 1 | 0 | 0 | 1 | 0 | 0 | 0 | 0 | 0 | 0 | 0 | 0 | 0 | 0 | 0 | 1 | 0 |
| Thomas | 0 | 0 | 1 | 1 | 1 | 1 | 0 | 0 | 2 | 1 | 0 | 0 | 0 | 0 | 0 | 0 | 0 | 0 | 0 | 0 | 2 | 1 |
| Tift | 0 | 0 | 0 | 0 | 1 | 1 | 1 | 5 | 2 | 1 | 0 | 0 | 0 | 0 | 0 | 0 | 0 | 0 | 0 | 0 | 2 | 1 |
| Toombs | 0 | 0 | 2 | 1 | 1 | 1 | 0 | 0 | 3 | 1 | 0 | 0 | 0 | 0 | 0 | 0 | 0 | 0 | 0 | 0 | 3 | 1 |
| Towns | 0 | 0 | 1 | 1 | 0 | 0 | 0 | 0 | 1 | 0 | 0 | 0 | 0 | 0 | 0 | 0 | 0 | 0 | 0 | 0 | 1 | 0 |
| Troup | 0 | 0 | 0 | 0 | 1 | 1 | 1 | 5 | 2 | 1 | 0 | 0 | 0 | 0 | 0 | 0 | 0 | 0 | 0 | 0 | 2 | 1 |
| Union | 0 | 0 | 0 | 0 | 1 | 1 | 0 | 0 | 1 | 0 | 0 | 0 | 0 | 0 | 0 | 0 | 0 | 0 | 0 | 0 | 1 | 0 |
| Upson | 0 | 0 | 0 | 0 | 1 | 1 | 0 | 0 | 1 | 0 | 0 | 0 | 0 | 0 | 0 | 0 | 0 | 0 | 0 | 0 | 1 | 0 |
| Walker | 0 | 0 | 1 | 1 | 0 | 0 | 0 | 0 | 1 | 0 | 0 | 0 | 1 | 50 | 0 | 0 | 0 | 0 | 1 | 50 | 2 | 1 |
| Walton | 0 | 0 | 1 | 1 | 1 | 1 | 0 | 0 | 2 | 1 | 0 | 0 | 0 | 0 | 0 | 0 | 0 | 0 | 0 | 0 | 2 | 1 |
| Ware | 0 | 0 | 3 | 2 | 3 | 3 | 0 | 0 | 6 | 2 | 0 | 0 | 0 | 0 | 0 | 0 | 0 | 0 | 0 | 0 | 6 | 2 |
| Washington | 1 | 14 | 0 | 0 | 0 | 0 | 0 | 0 | 1 | 0 | 0 | 0 | 0 | 0 | 0 | 0 | 0 | 0 | 0 | 0 | 1 | 0 |
| Wayne | 0 | 0 | 1 | 1 | 0 | 0 | 0 | 0 | 1 | 0 | 0 | 0 | 0 | 0 | 0 | 0 | 0 | 0 | 0 | 0 | 1 | 0 |
| Whitfield | 0 | 0 | 0 | 0 | 3 | 3 | 1 | 5 | 4 | 1 | 0 | 0 | 0 | 0 | 0 | 0 | 0 | 0 | 0 | 0 | 4 | 1 |
| Wilkes | 0 | 0 | 1 | 1 | 0 | 0 | 0 | 0 | 1 | 0 | 0 | 0 | 0 | 0 | 0 | 0 | 0 | 0 | 0 | 0 | 1 | 0 |
| Total reported | 7 | 100 | 166 | 100 | 108 | 100 | 22 | 100 | 303 | 100 | 0 | 0 | 2 | 100 | 0 | 0 | 0 | 2 | 100 | 305 | 100 | |
| Percent reported | 100.0 | | 100.0 | | 100.0 | | 100.0 | | 100.0 | | .0 | | 100.0 | | .0 | | .0 | 100.0 | | 100.0 | | |
| Not reported | 0 | | 0 | | 0 | | 0 | | 0 | | 0 | | 0 | | 0 | | 0 | | 0 | | 0 | |
| Total | 7 | | 166 | | 108 | | 22 | | 303 | | 0 | | 2 | | 0 | | 0 | | 2 | | 305 | |

Inmate statistical profile

Sample: ACTIVE PRISONERS EXCLUDING JAIL
Active inmates 09/17/2002

Requestor: Statistics

Circ Of Conviction by current age & sex

| Circ Of Conviction | Age | | M E N | | | | Men | | Age | | W O M E N | | | | Women | | Grand | | | | | |
|--------------------|-------|----|-------|---|-------|----|-------|----|-------|---|-----------|---|-------|----|-------|---|-------|---|-------|----|----|---|
| | 00-21 | % | 22-39 | % | 40-54 | % | 55-99 | % | Total | % | 00-21 | % | 22-39 | % | 40-54 | % | 55-99 | % | Total | % | | |
| Alapaha | 0 | 0 | 3 | 2 | 0 | 0 | 1 | 5 | 4 | 1 | 0 | 0 | 0 | 0 | 0 | 0 | 0 | 0 | 0 | 4 | 1 | |
| Alcovy | 0 | 0 | 2 | 1 | 1 | 1 | 0 | 0 | 3 | 1 | 0 | 0 | 0 | 0 | 0 | 0 | 0 | 0 | 0 | 3 | 1 | |
| Atlanta | 0 | 0 | 14 | 8 | 12 | 11 | 2 | 9 | 28 | 9 | 0 | 0 | 0 | 0 | 0 | 0 | 0 | 0 | 0 | 28 | 9 | |
| Atlantic | 0 | 0 | 5 | 3 | 1 | 1 | 0 | 0 | 6 | 2 | 0 | 0 | 0 | 0 | 0 | 0 | 0 | 0 | 0 | 6 | 2 | |
| Augusta | 1 | 14 | 13 | 8 | 7 | 7 | 1 | 5 | 22 | 7 | 0 | 0 | 1 | 50 | 0 | 0 | 0 | 0 | 1 | 50 | 23 | 8 |
| Blue Ridge | 0 | 0 | 1 | 1 | 1 | 1 | 0 | 0 | 2 | 1 | 0 | 0 | 0 | 0 | 0 | 0 | 0 | 0 | 0 | 2 | 1 | |
| Brunswick | 1 | 14 | 9 | 5 | 4 | 4 | 1 | 5 | 15 | 5 | 0 | 0 | 0 | 0 | 0 | 0 | 0 | 0 | 0 | 15 | 5 | |
| Chattahoochee | 0 | 0 | 7 | 4 | 5 | 5 | 0 | 0 | 12 | 4 | 0 | 0 | 0 | 0 | 0 | 0 | 0 | 0 | 0 | 12 | 4 | |
| Cherokee | 0 | 0 | 0 | 0 | 2 | 2 | 1 | 5 | 3 | 1 | 0 | 0 | 0 | 0 | 0 | 0 | 0 | 0 | 0 | 3 | 1 | |
| Clayton | 0 | 0 | 7 | 4 | 2 | 2 | 1 | 5 | 10 | 3 | 0 | 0 | 0 | 0 | 0 | 0 | 0 | 0 | 0 | 10 | 3 | |
| Cobb | 1 | 14 | 4 | 2 | 2 | 2 | 0 | 0 | 7 | 2 | 0 | 0 | 0 | 0 | 0 | 0 | 0 | 0 | 0 | 7 | 2 | |
| Conasauga | 0 | 0 | 0 | 0 | 3 | 3 | 1 | 5 | 4 | 1 | 0 | 0 | 0 | 0 | 0 | 0 | 0 | 0 | 0 | 4 | 1 | |
| Cordele | 0 | 0 | 2 | 1 | 0 | 0 | 0 | 0 | 2 | 1 | 0 | 0 | 0 | 0 | 0 | 0 | 0 | 0 | 0 | 2 | 1 | |
| Coweta | 0 | 0 | 3 | 2 | 1 | 1 | 1 | 5 | 5 | 2 | 0 | 0 | 0 | 0 | 0 | 0 | 0 | 0 | 0 | 5 | 2 | |
| Dougherty | 1 | 14 | 3 | 2 | 2 | 2 | 1 | 5 | 7 | 2 | 0 | 0 | 0 | 0 | 0 | 0 | 0 | 0 | 0 | 7 | 2 | |
| Eastern | 0 | 0 | 6 | 4 | 3 | 3 | 1 | 5 | 10 | 3 | 0 | 0 | 0 | 0 | 0 | 0 | 0 | 0 | 0 | 10 | 3 | |
| Flint | 0 | 0 | 3 | 2 | 0 | 0 | 0 | 0 | 3 | 1 | 0 | 0 | 0 | 0 | 0 | 0 | 0 | 0 | 0 | 3 | 1 | |
| Griffin | 0 | 0 | 4 | 2 | 5 | 5 | 2 | 9 | 11 | 4 | 0 | 0 | 0 | 0 | 0 | 0 | 0 | 0 | 0 | 11 | 4 | |
| Gwinnett | 0 | 0 | 2 | 1 | 1 | 1 | 0 | 0 | 3 | 1 | 0 | 0 | 0 | 0 | 0 | 0 | 0 | 0 | 0 | 3 | 1 | |
| Houston | 0 | 0 | 2 | 1 | 4 | 4 | 0 | 0 | 6 | 2 | 0 | 0 | 0 | 0 | 0 | 0 | 0 | 0 | 0 | 6 | 2 | |
| Lookout Mountain | 0 | 0 | 3 | 2 | 1 | 1 | 0 | 0 | 4 | 1 | 0 | 0 | 1 | 50 | 0 | 0 | 0 | 0 | 1 | 50 | 5 | 2 |
| Macon | 0 | 0 | 7 | 4 | 3 | 3 | 1 | 5 | 11 | 4 | 0 | 0 | 0 | 0 | 0 | 0 | 0 | 0 | 0 | 11 | 4 | |
| Middle | 1 | 14 | 3 | 2 | 1 | 1 | 0 | 0 | 5 | 2 | 0 | 0 | 0 | 0 | 0 | 0 | 0 | 0 | 0 | 5 | 2 | |
| Mountain | 0 | 0 | 1 | 1 | 1 | 1 | 0 | 0 | 2 | 1 | 0 | 0 | 0 | 0 | 0 | 0 | 0 | 0 | 0 | 2 | 1 | |
| Northeastern | 0 | 0 | 3 | 2 | 1 | 1 | 0 | 0 | 4 | 1 | 0 | 0 | 0 | 0 | 0 | 0 | 0 | 0 | 0 | 4 | 1 | |
| Northern | 0 | 0 | 4 | 2 | 3 | 3 | 1 | 5 | 8 | 3 | 0 | 0 | 0 | 0 | 0 | 0 | 0 | 0 | 0 | 8 | 3 | |
| Ocmulgee | 0 | 0 | 7 | 4 | 4 | 4 | 0 | 0 | 11 | 4 | 0 | 0 | 0 | 0 | 0 | 0 | 0 | 0 | 0 | 11 | 4 | |
| Oconee | 0 | 0 | 3 | 2 | 0 | 0 | 0 | 0 | 3 | 1 | 0 | 0 | 0 | 0 | 0 | 0 | 0 | 0 | 0 | 3 | 1 | |
| Pataula | 1 | 14 | 0 | 0 | 1 | 1 | 0 | 0 | 2 | 1 | 0 | 0 | 0 | 0 | 0 | 0 | 0 | 0 | 0 | 2 | 1 | |
| Piedmont | 0 | 0 | 2 | 1 | 2 | 2 | 2 | 9 | 6 | 2 | 0 | 0 | 0 | 0 | 0 | 0 | 0 | 0 | 0 | 6 | 2 | |
| Rome | 0 | 0 | 3 | 2 | 1 | 1 | 0 | 0 | 4 | 1 | 0 | 0 | 0 | 0 | 0 | 0 | 0 | 0 | 0 | 4 | 1 | |
| South Georgia | 0 | 0 | 0 | 0 | 1 | 1 | 0 | 0 | 1 | 0 | 0 | 0 | 0 | 0 | 0 | 0 | 0 | 0 | 0 | 1 | 0 | |
| Southern | 0 | 0 | 3 | 2 | 5 | 5 | 0 | 0 | 8 | 3 | 0 | 0 | 0 | 0 | 0 | 0 | 0 | 0 | 0 | 8 | 3 | |
| Southwestern | 0 | 0 | 1 | 1 | 1 | 1 | 0 | 0 | 2 | 1 | 0 | 0 | 0 | 0 | 0 | 0 | 0 | 0 | 0 | 2 | 1 | |
| Stone Mountain | 0 | 0 | 14 | 8 | 6 | 6 | 3 | 14 | 23 | 8 | 0 | 0 | 0 | 0 | 0 | 0 | 0 | 0 | 0 | 23 | 8 | |
| Tifton | 0 | 0 | 0 | 0 | 1 | 1 | 1 | 5 | 2 | 1 | 0 | 0 | 0 | 0 | 0 | 0 | 0 | 0 | 0 | 2 | 1 | |

(continued)

Inmate statistical profile

Sample: ACTIVE PRISONERS EXCLUDING JAIL
Active inmates 09/17/2002

Requestor: Statistics

Circ Of Conviction by current age & sex (continued)

| Circ Of Conviction | M E N | | | | | | | | W O M E N | | | | | | | | Grand Total % |
|--------------------|-------------|-------------|-------------|-------------|-------------|-------------|-------------|-------------|-------------|---------------|-----|-----|-------|---------|--|--|---------------|
| | Age 00-21 % | Age 22-39 % | Age 40-54 % | Age 55-99 % | Men Total % | Age 00-21 % | Age 22-39 % | Age 40-54 % | Age 55-99 % | Women Total % | | | | | | | |
| Toombs | 0 0 | 1 1 | 0 0 | 0 0 | 1 0 | 0 0 | 0 0 | 0 0 | 0 0 | 0 0 | 0 0 | 0 0 | 0 0 | 1 0 | | | |
| Waycross | 0 0 | 4 2 | 7 7 | 0 0 | 11 4 | 0 0 | 0 0 | 0 0 | 0 0 | 0 0 | 0 0 | 0 0 | 0 0 | 11 4 | | | |
| Western | 0 0 | 6 4 | 5 5 | 0 0 | 11 4 | 0 0 | 0 0 | 0 0 | 0 0 | 0 0 | 0 0 | 0 0 | 0 0 | 11 4 | | | |
| Rockdale | 0 0 | 3 2 | 1 1 | 0 0 | 4 1 | 0 0 | 0 0 | 0 0 | 0 0 | 0 0 | 0 0 | 0 0 | 0 0 | 4 1 | | | |
| Douglas | 1 14 | 5 3 | 2 2 | 0 0 | 8 3 | 0 0 | 0 0 | 0 0 | 0 0 | 0 0 | 0 0 | 0 0 | 0 0 | 8 3 | | | |
| Appalachian | 0 0 | 1 1 | 0 0 | 0 0 | 1 0 | 0 0 | 0 0 | 0 0 | 0 0 | 0 0 | 0 0 | 0 0 | 0 0 | 1 0 | | | |
| Enotah | 0 0 | 1 1 | 1 1 | 0 0 | 2 1 | 0 0 | 0 0 | 0 0 | 0 0 | 0 0 | 0 0 | 0 0 | 0 0 | 2 1 | | | |
| Forsyth-Bell | 0 0 | 0 0 | 1 1 | 0 0 | 1 0 | 0 0 | 0 0 | 0 0 | 0 0 | 0 0 | 0 0 | 0 0 | 0 0 | 1 0 | | | |
| Towaliga | 0 0 | 1 1 | 2 2 | 1 5 | 4 1 | 0 0 | 0 0 | 0 0 | 0 0 | 0 0 | 0 0 | 0 0 | 0 0 | 4 1 | | | |
| Total reported | 7 100 | 166 100 | 107 100 | 22 100 | 302 100 | 0 0 | 2 100 | 0 0 | 0 0 | 2 100 | 0 0 | 0 0 | 2 100 | 304 100 | | | |
| Percent reported | 100.0 | 100.0 | 99.1 | 100.0 | 99.7 | .0 | 100.0 | .0 | .0 | 100.0 | | | 100.0 | 99.7 | | | |
| Not reported | 0 | 0 | 1 | 0 | 1 | 0 | 0 | 0 | 0 | 0 | 0 | 0 | 0 | 1 | | | |
| Total | 7 | 166 | 108 | 22 | 303 | 0 | 2 | 0 | 0 | 2 | 0 | 0 | 2 | 305 | | | |

Inmate statistical profile

Sample: ACTIVE PRISONERS EXCLUDING JAIL
Active inmates 09/17/2002

Requestor: Statistics

Home County by current age & sex

| Home County | M E N | | | | | | | | W O M E N | | | | | | | | Grand | | | |
|-------------|-------|----|-----|----|-----|----|-----|----|-----------|----|-----|---|-----|---|-----|---|-------|---|-------|----|
| | Age | % | Age | % | Age | % | Age | % | Men | % | Age | % | Age | % | Age | % | Women | % | Total | % |
| Appling | 0 | 0 | 1 | 1 | 1 | 1 | 0 | 0 | 2 | 1 | 0 | 0 | 0 | 0 | 0 | 0 | 0 | 0 | 2 | 1 |
| Atkinson | 0 | 0 | 0 | 0 | 0 | 0 | 1 | 6 | 1 | 0 | 0 | 0 | 0 | 0 | 0 | 0 | 0 | 0 | 1 | 0 |
| Baldwin | 0 | 0 | 1 | 1 | 2 | 2 | 0 | 0 | 3 | 1 | 0 | 0 | 0 | 0 | 0 | 0 | 0 | 0 | 3 | 1 |
| Barrow | 0 | 0 | 2 | 1 | 0 | 0 | 1 | 6 | 3 | 1 | 0 | 0 | 0 | 0 | 0 | 0 | 0 | 0 | 3 | 1 |
| Bartow | 0 | 0 | 0 | 0 | 3 | 3 | 0 | 0 | 3 | 1 | 0 | 0 | 0 | 0 | 0 | 0 | 0 | 0 | 3 | 1 |
| Ben Hill | 0 | 0 | 1 | 1 | 0 | 0 | 0 | 0 | 1 | 0 | 0 | 0 | 0 | 0 | 0 | 0 | 0 | 0 | 1 | 0 |
| Bibb | 0 | 0 | 3 | 2 | 2 | 2 | 0 | 0 | 5 | 2 | 0 | 0 | 0 | 0 | 0 | 0 | 0 | 0 | 5 | 2 |
| Bleckley | 0 | 0 | 2 | 1 | 0 | 0 | 0 | 0 | 2 | 1 | 0 | 0 | 0 | 0 | 0 | 0 | 0 | 0 | 2 | 1 |
| Brooks | 0 | 0 | 1 | 1 | 0 | 0 | 0 | 0 | 1 | 0 | 0 | 0 | 0 | 0 | 0 | 0 | 0 | 0 | 1 | 0 |
| Burke | 0 | 0 | 2 | 1 | 1 | 1 | 0 | 0 | 3 | 1 | 0 | 0 | 0 | 0 | 0 | 0 | 0 | 0 | 3 | 1 |
| Butts | 0 | 0 | 0 | 0 | 0 | 0 | 1 | 6 | 1 | 0 | 0 | 0 | 0 | 0 | 0 | 0 | 0 | 0 | 1 | 0 |
| Camden | 0 | 0 | 0 | 0 | 1 | 1 | 0 | 0 | 1 | 0 | 0 | 0 | 0 | 0 | 0 | 0 | 0 | 0 | 1 | 0 |
| Carroll | 0 | 0 | 2 | 1 | 0 | 0 | 0 | 0 | 2 | 1 | 0 | 0 | 0 | 0 | 0 | 0 | 0 | 0 | 2 | 1 |
| Catoosa | 0 | 0 | 0 | 0 | 1 | 1 | 0 | 0 | 1 | 0 | 0 | 0 | 0 | 0 | 0 | 0 | 0 | 0 | 1 | 0 |
| Chatham | 0 | 0 | 7 | 5 | 5 | 5 | 1 | 6 | 13 | 5 | 0 | 0 | 0 | 0 | 0 | 0 | 0 | 0 | 13 | 5 |
| Chattooga | 0 | 0 | 1 | 1 | 0 | 0 | 0 | 0 | 1 | 0 | 0 | 0 | 0 | 0 | 0 | 0 | 0 | 0 | 1 | 0 |
| Cherokee | 0 | 0 | 1 | 1 | 1 | 1 | 0 | 0 | 2 | 1 | 0 | 0 | 0 | 0 | 0 | 0 | 0 | 0 | 2 | 1 |
| Clarke | 0 | 0 | 5 | 3 | 4 | 4 | 0 | 0 | 9 | 3 | 0 | 0 | 0 | 0 | 0 | 0 | 0 | 0 | 9 | 3 |
| Clayton | 0 | 0 | 5 | 3 | 1 | 1 | 1 | 6 | 7 | 3 | 0 | 0 | 0 | 0 | 0 | 0 | 0 | 0 | 7 | 3 |
| Cobb | 1 | 17 | 3 | 2 | 2 | 2 | 0 | 0 | 6 | 2 | 0 | 0 | 0 | 0 | 0 | 0 | 0 | 0 | 6 | 2 |
| Coffee | 0 | 0 | 0 | 0 | 1 | 1 | 0 | 0 | 1 | 0 | 0 | 0 | 0 | 0 | 0 | 0 | 0 | 0 | 1 | 0 |
| Colquit | 0 | 0 | 0 | 0 | 2 | 2 | 0 | 0 | 2 | 1 | 0 | 0 | 0 | 0 | 0 | 0 | 0 | 0 | 2 | 1 |
| Columbia | 0 | 0 | 0 | 0 | 0 | 0 | 1 | 6 | 1 | 0 | 0 | 0 | 0 | 0 | 0 | 0 | 0 | 0 | 1 | 0 |
| Cook | 0 | 0 | 1 | 1 | 0 | 0 | 0 | 0 | 1 | 0 | 0 | 0 | 0 | 0 | 0 | 0 | 0 | 0 | 1 | 0 |
| Coweta | 0 | 0 | 1 | 1 | 0 | 0 | 0 | 0 | 1 | 0 | 0 | 0 | 0 | 0 | 0 | 0 | 0 | 0 | 1 | 0 |
| Crisp | 0 | 0 | 1 | 1 | 0 | 0 | 0 | 0 | 1 | 0 | 0 | 0 | 0 | 0 | 0 | 0 | 0 | 0 | 1 | 0 |
| Decatur | 0 | 0 | 0 | 0 | 2 | 2 | 0 | 0 | 2 | 1 | 0 | 0 | 0 | 0 | 0 | 0 | 0 | 0 | 2 | 1 |
| DeKalb | 0 | 0 | 17 | 12 | 3 | 3 | 0 | 0 | 20 | 8 | 0 | 0 | 0 | 0 | 0 | 0 | 0 | 0 | 20 | 7 |
| Dougherty | 1 | 17 | 3 | 2 | 2 | 2 | 1 | 6 | 7 | 3 | 0 | 0 | 0 | 0 | 0 | 0 | 0 | 0 | 7 | 3 |
| Douglas | 0 | 0 | 3 | 2 | 2 | 2 | 0 | 0 | 5 | 2 | 0 | 0 | 0 | 0 | 0 | 0 | 0 | 0 | 5 | 2 |
| Elbert | 0 | 0 | 0 | 0 | 0 | 0 | 1 | 6 | 1 | 0 | 0 | 0 | 0 | 0 | 0 | 0 | 0 | 0 | 1 | 0 |
| Fayette | 0 | 0 | 0 | 0 | 1 | 1 | 1 | 6 | 2 | 1 | 0 | 0 | 0 | 0 | 0 | 0 | 0 | 0 | 2 | 1 |
| Floyd | 0 | 0 | 3 | 2 | 0 | 0 | 0 | 0 | 3 | 1 | 0 | 0 | 0 | 0 | 0 | 0 | 0 | 0 | 3 | 1 |
| Franklin | 0 | 0 | 1 | 1 | 0 | 0 | 0 | 0 | 1 | 0 | 0 | 0 | 0 | 0 | 0 | 0 | 0 | 0 | 1 | 0 |
| Fulton | 1 | 17 | 18 | 12 | 15 | 15 | 2 | 12 | 36 | 14 | 0 | 0 | 0 | 0 | 0 | 0 | 0 | 0 | 36 | 13 |
| Gilmer | 0 | 0 | 1 | 1 | 0 | 0 | 0 | 0 | 1 | 0 | 0 | 0 | 0 | 0 | 0 | 0 | 0 | 0 | 1 | 0 |

(continued)

Inmate statistical profile

Sample: ACTIVE PRISONERS EXCLUDING JAIL
Active inmates 09/17/2002

Requestor: Statistics

Home County by current age & sex (continued)

| Home County | Age | | M E N | | | | Men | | Age | | W O M E N | | | | Women | | Grand | | | | | |
|-------------|-------|----|-------|---|-------|---|-------|---|-------|---|-----------|---|-------|----|-------|---|-------|---|-------|----|----|---|
| | 00-21 | % | 22-39 | % | 40-54 | % | 55-99 | % | Total | % | 00-21 | % | 22-39 | % | 40-54 | % | 55-99 | % | Total | % | | |
| Glynn | 0 | 0 | 3 | 2 | 1 | 1 | 1 | 6 | 5 | 2 | 0 | 0 | 0 | 0 | 0 | 0 | 0 | 0 | 0 | 0 | 5 | 2 |
| Gordon | 0 | 0 | 0 | 0 | 1 | 1 | 1 | 6 | 2 | 1 | 0 | 0 | 0 | 0 | 0 | 0 | 0 | 0 | 0 | 0 | 2 | 1 |
| Greene | 0 | 0 | 1 | 1 | 0 | 0 | 0 | 0 | 1 | 0 | 0 | 0 | 0 | 0 | 0 | 0 | 0 | 0 | 0 | 0 | 1 | 0 |
| Gwinnett | 0 | 0 | 1 | 1 | 2 | 2 | 0 | 0 | 3 | 1 | 0 | 0 | 0 | 0 | 0 | 0 | 0 | 0 | 0 | 0 | 3 | 1 |
| Habersham | 0 | 0 | 0 | 0 | 1 | 1 | 0 | 0 | 1 | 0 | 0 | 0 | 0 | 0 | 0 | 0 | 0 | 0 | 0 | 0 | 1 | 0 |
| Hall | 0 | 0 | 3 | 2 | 2 | 2 | 0 | 0 | 5 | 2 | 0 | 0 | 0 | 0 | 0 | 0 | 0 | 0 | 0 | 0 | 5 | 2 |
| Hancock | 0 | 0 | 0 | 0 | 2 | 2 | 0 | 0 | 2 | 1 | 0 | 0 | 0 | 0 | 0 | 0 | 0 | 0 | 0 | 0 | 2 | 1 |
| Harris | 0 | 0 | 0 | 0 | 1 | 1 | 0 | 0 | 1 | 0 | 0 | 0 | 0 | 0 | 0 | 0 | 0 | 0 | 0 | 0 | 1 | 0 |
| Hart | 0 | 0 | 1 | 1 | 1 | 1 | 0 | 0 | 2 | 1 | 0 | 0 | 0 | 0 | 0 | 0 | 0 | 0 | 0 | 0 | 2 | 1 |
| Henry | 0 | 0 | 2 | 1 | 1 | 1 | 0 | 0 | 3 | 1 | 0 | 0 | 0 | 0 | 0 | 0 | 0 | 0 | 0 | 0 | 3 | 1 |
| Houston | 0 | 0 | 2 | 1 | 2 | 2 | 0 | 0 | 4 | 2 | 0 | 0 | 0 | 0 | 0 | 0 | 0 | 0 | 0 | 0 | 4 | 1 |
| Jackson | 0 | 0 | 0 | 0 | 1 | 1 | 1 | 6 | 2 | 1 | 0 | 0 | 0 | 0 | 0 | 0 | 0 | 0 | 0 | 0 | 2 | 1 |
| Jeff Davis | 0 | 0 | 2 | 1 | 0 | 0 | 0 | 0 | 2 | 1 | 0 | 0 | 0 | 0 | 0 | 0 | 0 | 0 | 0 | 0 | 2 | 1 |
| Jenkins | 0 | 0 | 2 | 1 | 0 | 0 | 0 | 0 | 2 | 1 | 0 | 0 | 0 | 0 | 0 | 0 | 0 | 0 | 0 | 0 | 2 | 1 |
| Laurens | 0 | 0 | 1 | 1 | 0 | 0 | 0 | 0 | 1 | 0 | 0 | 0 | 0 | 0 | 0 | 0 | 0 | 0 | 0 | 0 | 1 | 0 |
| Liberty | 0 | 0 | 2 | 1 | 2 | 2 | 0 | 0 | 4 | 2 | 0 | 0 | 0 | 0 | 0 | 0 | 0 | 0 | 0 | 0 | 4 | 1 |
| Lincoln | 0 | 0 | 1 | 1 | 0 | 0 | 0 | 0 | 1 | 0 | 0 | 0 | 0 | 0 | 0 | 0 | 0 | 0 | 0 | 0 | 1 | 0 |
| Long | 0 | 0 | 1 | 1 | 0 | 0 | 0 | 0 | 1 | 0 | 0 | 0 | 0 | 0 | 0 | 0 | 0 | 0 | 0 | 0 | 1 | 0 |
| Lowndes | 0 | 0 | 1 | 1 | 1 | 1 | 0 | 0 | 2 | 1 | 0 | 0 | 0 | 0 | 0 | 0 | 0 | 0 | 0 | 0 | 2 | 1 |
| Marion | 0 | 0 | 1 | 1 | 0 | 0 | 0 | 0 | 1 | 0 | 0 | 0 | 0 | 0 | 0 | 0 | 0 | 0 | 0 | 0 | 1 | 0 |
| McDuffie | 0 | 0 | 0 | 0 | 1 | 1 | 0 | 0 | 1 | 0 | 0 | 0 | 0 | 0 | 0 | 0 | 0 | 0 | 0 | 0 | 1 | 0 |
| McIntosh | 0 | 0 | 2 | 1 | 0 | 0 | 0 | 0 | 2 | 1 | 0 | 0 | 0 | 0 | 0 | 0 | 0 | 0 | 0 | 0 | 2 | 1 |
| Mitchell | 0 | 0 | 1 | 1 | 0 | 0 | 0 | 0 | 1 | 0 | 0 | 0 | 0 | 0 | 0 | 0 | 0 | 0 | 0 | 0 | 1 | 0 |
| Monroe | 0 | 0 | 0 | 0 | 1 | 1 | 0 | 0 | 1 | 0 | 0 | 0 | 0 | 0 | 0 | 0 | 0 | 0 | 0 | 0 | 1 | 0 |
| Morgan | 0 | 0 | 1 | 1 | 0 | 0 | 0 | 0 | 1 | 0 | 0 | 0 | 0 | 0 | 0 | 0 | 0 | 0 | 0 | 0 | 1 | 0 |
| Muscogee | 0 | 0 | 5 | 3 | 4 | 4 | 0 | 0 | 9 | 3 | 0 | 0 | 0 | 0 | 0 | 0 | 0 | 0 | 0 | 0 | 9 | 3 |
| Newton | 0 | 0 | 1 | 1 | 0 | 0 | 0 | 0 | 1 | 0 | 0 | 0 | 0 | 0 | 0 | 0 | 0 | 0 | 0 | 0 | 1 | 0 |
| Oglethorpe | 0 | 0 | 1 | 1 | 0 | 0 | 1 | 6 | 2 | 1 | 0 | 0 | 0 | 0 | 0 | 0 | 0 | 0 | 0 | 0 | 2 | 1 |
| Paulding | 0 | 0 | 0 | 0 | 1 | 1 | 0 | 0 | 1 | 0 | 0 | 0 | 0 | 0 | 0 | 0 | 0 | 0 | 0 | 0 | 1 | 0 |
| Pierce | 0 | 0 | 0 | 0 | 1 | 1 | 0 | 0 | 1 | 0 | 0 | 0 | 0 | 0 | 0 | 0 | 0 | 0 | 0 | 0 | 1 | 0 |
| Pike | 0 | 0 | 1 | 1 | 1 | 1 | 0 | 0 | 2 | 1 | 0 | 0 | 0 | 0 | 0 | 0 | 0 | 0 | 0 | 0 | 2 | 1 |
| Putnam | 0 | 0 | 1 | 1 | 1 | 1 | 0 | 0 | 2 | 1 | 0 | 0 | 0 | 0 | 0 | 0 | 0 | 0 | 0 | 0 | 2 | 1 |
| Rabun | 0 | 0 | 1 | 1 | 0 | 0 | 0 | 0 | 1 | 0 | 0 | 0 | 0 | 0 | 0 | 0 | 0 | 0 | 0 | 0 | 1 | 0 |
| Randolph | 1 | 17 | 0 | 0 | 1 | 1 | 0 | 0 | 2 | 1 | 0 | 0 | 0 | 0 | 0 | 0 | 0 | 0 | 0 | 0 | 2 | 1 |
| Richmond | 1 | 17 | 7 | 5 | 3 | 3 | 0 | 0 | 11 | 4 | 0 | 0 | 1 | 50 | 0 | 0 | 0 | 0 | 1 | 50 | 12 | 4 |

(continued)

Inmate statistical profile

Sample: ACTIVE PRISONERS EXCLUDING JAIL
Active inmates 09/17/2002

Requestor: Statistics

Home County by current age & sex (continued)

| Home County | Age | | Age | | M E N | | | | Age | | Age | | W O M E N | | | | Women | | Grand | | | |
|------------------|-------|-----|-------|-----|-------|-----|------|-----|------|-------|-----|-------|-----------|-----|-----|---|-------|---|-------|-----|------|-----|
| | 00-21 | % | 22-39 | % | Age | Age | % | Men | % | 00-21 | % | 22-39 | % | Age | Age | % | Total | % | Total | % | | |
| Rockdale | 0 | 0 | 0 | 0 | 1 | 1 | 0 | 0 | 1 | 0 | 0 | 0 | 0 | 0 | 0 | 0 | 0 | 0 | 0 | 1 | 0 | |
| Spalding | 0 | 0 | 2 | 1 | 2 | 2 | 0 | 0 | 4 | 2 | 0 | 0 | 0 | 0 | 0 | 0 | 0 | 0 | 0 | 4 | 1 | |
| Stephens | 0 | 0 | 0 | 0 | 1 | 1 | 0 | 0 | 1 | 0 | 0 | 0 | 0 | 0 | 0 | 0 | 0 | 0 | 0 | 1 | 0 | |
| Sumter | 0 | 0 | 0 | 0 | 1 | 1 | 0 | 0 | 1 | 0 | 0 | 0 | 0 | 0 | 0 | 0 | 0 | 0 | 0 | 1 | 0 | |
| Tattnall | 0 | 0 | 1 | 1 | 0 | 0 | 0 | 0 | 1 | 0 | 0 | 0 | 0 | 0 | 0 | 0 | 0 | 0 | 0 | 1 | 0 | |
| Thomas | 0 | 0 | 1 | 1 | 1 | 1 | 0 | 0 | 2 | 1 | 0 | 0 | 0 | 0 | 0 | 0 | 0 | 0 | 0 | 2 | 1 | |
| Tift | 0 | 0 | 0 | 0 | 1 | 1 | 1 | 6 | 2 | 1 | 0 | 0 | 0 | 0 | 0 | 0 | 0 | 0 | 0 | 2 | 1 | |
| Toombs | 0 | 0 | 2 | 1 | 1 | 1 | 0 | 0 | 3 | 1 | 0 | 0 | 0 | 0 | 0 | 0 | 0 | 0 | 0 | 3 | 1 | |
| Troup | 0 | 0 | 0 | 0 | 0 | 0 | 1 | 6 | 1 | 0 | 0 | 0 | 0 | 0 | 0 | 0 | 0 | 0 | 0 | 1 | 0 | |
| Union | 0 | 0 | 0 | 0 | 1 | 1 | 0 | 0 | 1 | 0 | 0 | 0 | 0 | 0 | 0 | 0 | 0 | 0 | 0 | 1 | 0 | |
| Upson | 0 | 0 | 0 | 0 | 1 | 1 | 0 | 0 | 1 | 0 | 0 | 0 | 0 | 0 | 0 | 0 | 0 | 0 | 0 | 1 | 0 | |
| Walker | 0 | 0 | 2 | 1 | 0 | 0 | 0 | 0 | 2 | 1 | 0 | 0 | 1 | 50 | 0 | 0 | 0 | 0 | 1 | 50 | 3 | 1 |
| Walton | 0 | 0 | 1 | 1 | 1 | 1 | 0 | 0 | 2 | 1 | 0 | 0 | 0 | 0 | 0 | 0 | 0 | 0 | 0 | 2 | 1 | |
| Ware | 0 | 0 | 3 | 2 | 1 | 1 | 0 | 0 | 4 | 2 | 0 | 0 | 0 | 0 | 0 | 0 | 0 | 0 | 0 | 4 | 1 | |
| Washington | 1 | 17 | 0 | 0 | 0 | 0 | 0 | 0 | 1 | 0 | 0 | 0 | 0 | 0 | 0 | 0 | 0 | 0 | 0 | 1 | 0 | |
| Wayne | 0 | 0 | 2 | 1 | 0 | 0 | 0 | 0 | 2 | 1 | 0 | 0 | 0 | 0 | 0 | 0 | 0 | 0 | 0 | 2 | 1 | |
| Whitfield | 0 | 0 | 0 | 0 | 1 | 1 | 0 | 0 | 1 | 0 | 0 | 0 | 0 | 0 | 0 | 0 | 0 | 0 | 0 | 1 | 0 | |
| Wilkinson | 0 | 0 | 1 | 1 | 0 | 0 | 0 | 0 | 1 | 0 | 0 | 0 | 0 | 0 | 0 | 0 | 0 | 0 | 0 | 1 | 0 | |
| Total reported | 6 | 100 | 146 | 100 | 97 | 100 | 17 | 100 | 266 | 100 | 0 | 0 | 2 | 100 | 0 | 0 | 0 | 0 | 2 | 100 | 268 | 100 |
| Percent reported | 85.7 | | 88.0 | | 89.8 | | 77.3 | | 87.8 | | .0 | | 100.0 | | .0 | | .0 | | 100.0 | | 87.9 | |
| Not reported | 1 | | 20 | | 11 | | 5 | | 37 | | 0 | | 0 | | 0 | | 0 | | 0 | | 37 | |
| Total | 7 | | 166 | | 108 | | 22 | | 303 | | 0 | | 2 | | 0 | | 0 | | 2 | | 305 | |

Georgia Department of Corrections
Office of Planning and Analysis
Inmate statistical profile

Sample: ACTIVE PRISONERS EXCLUDING JAIL
Active inmates 09/17/2002

Requestor: Statistics

Prison Sentence In Years by current age & sex

| Sentence In Years | Age | | Age | | M E N | | | | Age | | Age | | W O M E N | | | | Women | | Grand | | | |
|------------------------------------|-------|-----|-------|-----|-------|-----|-------|-----|-------|-----|-------|---|-----------|-----|-----|---|-------|---|-------|-----|-------|-----|
| | 00-21 | % | 22-39 | % | Age | % | Age | % | Men | % | 00-21 | % | 22-39 | % | Age | % | Age | % | Total | % | Total | % |
| 0-1 | 0 | 0 | 0 | 0 | 0 | 0 | 0 | 0 | 0 | 0 | 0 | 0 | 0 | 0 | 0 | 0 | 0 | 0 | 0 | 0 | 0 | 0 |
| 1.1-2 | 0 | 0 | 0 | 0 | 0 | 0 | 0 | 0 | 0 | 0 | 0 | 0 | 0 | 0 | 0 | 0 | 0 | 0 | 0 | 0 | 0 | 0 |
| 2.1-3 | 0 | 0 | 0 | 0 | 0 | 0 | 0 | 0 | 0 | 0 | 0 | 0 | 0 | 0 | 0 | 0 | 0 | 0 | 0 | 0 | 0 | 0 |
| 3.1-4 | 0 | 0 | 0 | 0 | 0 | 0 | 0 | 0 | 0 | 0 | 0 | 0 | 0 | 0 | 0 | 0 | 0 | 0 | 0 | 0 | 0 | 0 |
| 4.1-5 | 0 | 0 | 0 | 0 | 0 | 0 | 0 | 0 | 0 | 0 | 0 | 0 | 0 | 0 | 0 | 0 | 0 | 0 | 0 | 0 | 0 | 0 |
| 5.1-6 | 0 | 0 | 0 | 0 | 0 | 0 | 0 | 0 | 0 | 0 | 0 | 0 | 0 | 0 | 0 | 0 | 0 | 0 | 0 | 0 | 0 | 0 |
| 6.1-7 | 0 | 0 | 0 | 0 | 0 | 0 | 0 | 0 | 0 | 0 | 0 | 0 | 0 | 0 | 0 | 0 | 0 | 0 | 0 | 0 | 0 | 0 |
| 7.1-8 | 0 | 0 | 0 | 0 | 0 | 0 | 0 | 0 | 0 | 0 | 0 | 0 | 0 | 0 | 0 | 0 | 0 | 0 | 0 | 0 | 0 | 0 |
| 8.1-9 | 0 | 0 | 0 | 0 | 0 | 0 | 0 | 0 | 0 | 0 | 0 | 0 | 0 | 0 | 0 | 0 | 0 | 0 | 0 | 0 | 0 | 0 |
| 9.1-10 | 0 | 0 | 0 | 0 | 0 | 0 | 0 | 0 | 0 | 0 | 0 | 0 | 0 | 0 | 0 | 0 | 0 | 0 | 0 | 0 | 0 | 0 |
| 10.1-12 | 0 | 0 | 0 | 0 | 0 | 0 | 0 | 0 | 0 | 0 | 0 | 0 | 0 | 0 | 0 | 0 | 0 | 0 | 0 | 0 | 0 | 0 |
| 12.1-15 | 0 | 0 | 0 | 0 | 0 | 0 | 0 | 0 | 0 | 0 | 0 | 0 | 0 | 0 | 0 | 0 | 0 | 0 | 0 | 0 | 0 | 0 |
| 15.1-20 | 0 | 0 | 0 | 0 | 0 | 0 | 0 | 0 | 0 | 0 | 0 | 0 | 0 | 0 | 0 | 0 | 0 | 0 | 0 | 0 | 0 | 0 |
| 20.1-OVER | 0 | 0 | 0 | 0 | 0 | 0 | 0 | 0 | 0 | 0 | 0 | 0 | 0 | 0 | 0 | 0 | 0 | 0 | 0 | 0 | 0 | 0 |
| LIFE | 0 | 0 | 0 | 0 | 0 | 0 | 0 | 0 | 0 | 0 | 0 | 0 | 0 | 0 | 0 | 0 | 0 | 0 | 0 | 0 | 0 | 0 |
| DEATH | 0 | 0 | 0 | 0 | 0 | 0 | 0 | 0 | 0 | 0 | 0 | 0 | 0 | 0 | 0 | 0 | 0 | 0 | 0 | 0 | 0 | 0 |
| LIFE W/O PAROLE | 7 | 100 | 166 | 100 | 108 | 100 | 22 | 100 | 303 | 100 | 0 | 0 | 2 | 100 | 0 | 0 | 0 | 0 | 2 | 100 | 305 | 100 |
| YOUTHFUL OFFENDERS | 0 | 0 | 0 | 0 | 0 | 0 | 0 | 0 | 0 | 0 | 0 | 0 | 0 | 0 | 0 | 0 | 0 | 0 | 0 | 0 | 0 | 0 |
| Total reported | 7 | 100 | 166 | 100 | 108 | 100 | 22 | 100 | 303 | 100 | 0 | 0 | 2 | 100 | 0 | 0 | 0 | 0 | 2 | 100 | 305 | 100 |
| Percent reported | 100.0 | | 100.0 | | 100.0 | | 100.0 | | 100.0 | | .0 | | 100.0 | | .0 | | .0 | | 100.0 | | 100.0 | |
| NOT REPORTED | 0 | | 0 | | 0 | | 0 | | 0 | | 0 | | 0 | | 0 | | 0 | | 0 | | 0 | |
| Total | 7 | | 166 | | 108 | | 22 | | 303 | | 0 | | 2 | | 0 | | 0 | | 2 | | 305 | |
| AVG EXCLUDING LIFE, DEATH, YO | .00 | | .00 | | .00 | | .00 | | .00 | | .00 | | .00 | | .00 | | .00 | | .00 | | .00 | |
| AVG INCLUDING LIFE=21, YO=3 YRS | 3.00 | | 3.00 | | 3.00 | | 3.00 | | 3.00 | | .00 | | 3.00 | | .00 | | .00 | | 3.00 | | 3.00 | |

Inmate statistical profile

Sample: ACTIVE PRISONERS EXCLUDING JAIL
Active inmates 09/17/2002

Requestor: Statistics

Probation To Follow Prison by current age & sex

| Prob After Prison | M E N | | | | | | | | W O M E N | | | | | | | | Grand Total % |
|---------------------|-------------|-------------|-------------|-------------|-------------|-------------|-------------|-------------|-------------|---------------|-----|-----|-------|---------|--|--|---------------|
| | Age 00-21 % | Age 22-39 % | Age 40-54 % | Age 55-99 % | Men Total % | Age 00-21 % | Age 22-39 % | Age 40-54 % | Age 55-99 % | Women Total % | | | | | | | |
| PROBATION TO FOLLOW | 1 14 | 7 4 | 9 8 | 0 0 | 17 6 | 0 0 | 0 0 | 0 0 | 0 0 | 0 0 | 0 0 | 0 0 | 0 0 | 17 6 | | | |
| NO PROBATION | 6 86 | 159 96 | 99 92 | 22 100 | 286 94 | 0 0 | 2 100 | 0 0 | 0 0 | 2 100 | 0 0 | 0 0 | 2 100 | 288 94 | | | |
| Total reported | 7 100 | 166 100 | 108 100 | 22 100 | 303 100 | 0 0 | 2 100 | 0 0 | 0 0 | 2 100 | 0 0 | 0 0 | 2 100 | 305 100 | | | |
| Percent reported | 100.0 | 100.0 | 100.0 | 100.0 | 100.0 | .0 | 100.0 | .0 | .0 | 100.0 | .0 | .0 | 100.0 | 100.0 | | | |
| NOT REPORTED | 0 | 0 | 0 | 0 | 0 | 0 | 0 | 0 | 0 | 0 | 0 | 0 | 0 | 0 | | | |
| Total | 7 | 166 | 108 | 22 | 303 | 0 | 2 | 0 | 0 | 2 | 0 | 0 | 2 | 305 | | | |

Inmate statistical profile

Sample: ACTIVE PRISONERS EXCLUDING JAIL
Active inmates 09/17/2002

Requestor: Statistics

Admission Type by current age & sex

| Admission Type | M E N | | | | | | | | W O M E N | | | | | | | | Grand Total | % | | | | |
|----------------------|-----------|-----|-----------|-----|-----------|-----|-----------|-----|-----------|-----|-----------|---|-----------|-----|-----------|---|-------------|---|-----------|-----|-------------|-----|
| | Age 00-21 | % | Age 22-39 | % | Age 40-54 | % | Age 55-99 | % | Men Total | % | Age 00-21 | % | Age 22-39 | % | Age 40-54 | % | | | Age 55-99 | % | Women Total | % |
| COMMITTED FROM COURT | 2 | 29 | 49 | 30 | 32 | 30 | 4 | 18 | 87 | 29 | 0 | 0 | 2 | 100 | 0 | 0 | 0 | 0 | 2 | 100 | 89 | 29 |
| RETURN APPEAL/BOND | 0 | 0 | 0 | 0 | 0 | 0 | 0 | 0 | 0 | 0 | 0 | 0 | 0 | 0 | 0 | 0 | 0 | 0 | 0 | 0 | 0 | 0 |
| PAROLE REV/NEW SENT | 0 | 0 | 13 | 8 | 15 | 14 | 3 | 14 | 31 | 10 | 0 | 0 | 0 | 0 | 0 | 0 | 0 | 0 | 0 | 0 | 31 | 10 |
| PAR REV/NO NEW SENT | 1 | 14 | 3 | 2 | 1 | 1 | 0 | 0 | 5 | 2 | 0 | 0 | 0 | 0 | 0 | 0 | 0 | 0 | 0 | 0 | 5 | 2 |
| PROB VIOL/TOTAL REV | 0 | 0 | 0 | 0 | 0 | 0 | 0 | 0 | 0 | 0 | 0 | 0 | 0 | 0 | 0 | 0 | 0 | 0 | 0 | 0 | 0 | 0 |
| PROB VIOL/PARTIAL | 1 | 14 | 0 | 0 | 1 | 1 | 0 | 0 | 2 | 1 | 0 | 0 | 0 | 0 | 0 | 0 | 0 | 0 | 0 | 0 | 2 | 1 |
| ADMIT FM OTHER CUST | 0 | 0 | 0 | 0 | 0 | 0 | 0 | 0 | 0 | 0 | 0 | 0 | 0 | 0 | 0 | 0 | 0 | 0 | 0 | 0 | 0 | 0 |
| SHOCK INCARCERATION | 0 | 0 | 0 | 0 | 0 | 0 | 0 | 0 | 0 | 0 | 0 | 0 | 0 | 0 | 0 | 0 | 0 | 0 | 0 | 0 | 0 | 0 |
| PROB REV/REMAINDER | 0 | 0 | 5 | 3 | 2 | 2 | 0 | 0 | 7 | 2 | 0 | 0 | 0 | 0 | 0 | 0 | 0 | 0 | 0 | 0 | 7 | 2 |
| NEW SENT/PAR REV PND | 0 | 0 | 0 | 0 | 1 | 1 | 0 | 0 | 1 | 0 | 0 | 0 | 0 | 0 | 0 | 0 | 0 | 0 | 0 | 0 | 1 | 0 |
| LIFE W/O PAROLE | 3 | 43 | 96 | 58 | 56 | 52 | 14 | 64 | 169 | 56 | 0 | 0 | 0 | 0 | 0 | 0 | 0 | 0 | 0 | 0 | 169 | 55 |
| PAROLE REV BOOT CAMP | 0 | 0 | 0 | 0 | 0 | 0 | 0 | 0 | 0 | 0 | 0 | 0 | 0 | 0 | 0 | 0 | 0 | 0 | 0 | 0 | 0 | 0 |
| PAR REV/RSN UNKNOWN | 0 | 0 | 0 | 0 | 0 | 0 | 1 | 5 | 1 | 0 | 0 | 0 | 0 | 0 | 0 | 0 | 0 | 0 | 0 | 0 | 1 | 0 |
| PROBATION/PAROLE REV | 0 | 0 | 0 | 0 | 0 | 0 | 0 | 0 | 0 | 0 | 0 | 0 | 0 | 0 | 0 | 0 | 0 | 0 | 0 | 0 | 0 | 0 |
| PB PAROLE RESCINDED | 0 | 0 | 0 | 0 | 0 | 0 | 0 | 0 | 0 | 0 | 0 | 0 | 0 | 0 | 0 | 0 | 0 | 0 | 0 | 0 | 0 | 0 |
| PROB REVOC/SPEC COND | 0 | 0 | 0 | 0 | 0 | 0 | 0 | 0 | 0 | 0 | 0 | 0 | 0 | 0 | 0 | 0 | 0 | 0 | 0 | 0 | 0 | 0 |
| PAR REV/REVOC CENTER | 0 | 0 | 0 | 0 | 0 | 0 | 0 | 0 | 0 | 0 | 0 | 0 | 0 | 0 | 0 | 0 | 0 | 0 | 0 | 0 | 0 | 0 |
| INFORMATION ONLY | 0 | 0 | 0 | 0 | 0 | 0 | 0 | 0 | 0 | 0 | 0 | 0 | 0 | 0 | 0 | 0 | 0 | 0 | 0 | 0 | 0 | 0 |
| INCOMPLETE SENT PKG | 0 | 0 | 0 | 0 | 0 | 0 | 0 | 0 | 0 | 0 | 0 | 0 | 0 | 0 | 0 | 0 | 0 | 0 | 0 | 0 | 0 | 0 |
| HANCOCK REVOC CENTER | 0 | 0 | 0 | 0 | 0 | 0 | 0 | 0 | 0 | 0 | 0 | 0 | 0 | 0 | 0 | 0 | 0 | 0 | 0 | 0 | 0 | 0 |
| WHITWORTH DETENTION | 0 | 0 | 0 | 0 | 0 | 0 | 0 | 0 | 0 | 0 | 0 | 0 | 0 | 0 | 0 | 0 | 0 | 0 | 0 | 0 | 0 | 0 |
| DCYS AT RISK | 0 | 0 | 0 | 0 | 0 | 0 | 0 | 0 | 0 | 0 | 0 | 0 | 0 | 0 | 0 | 0 | 0 | 0 | 0 | 0 | 0 | 0 |
| OTHER | 0 | 0 | 0 | 0 | 0 | 0 | 0 | 0 | 0 | 0 | 0 | 0 | 0 | 0 | 0 | 0 | 0 | 0 | 0 | 0 | 0 | 0 |
| Total reported | 7 | 100 | 166 | 100 | 108 | 100 | 22 | 100 | 303 | 100 | 0 | 0 | 2 | 100 | 0 | 0 | 0 | 0 | 2 | 100 | 305 | 100 |
| Percent reported | 100.0 | | 100.0 | | 100.0 | | 100.0 | | 100.0 | | .0 | | 100.0 | | .0 | | .0 | | 100.0 | | 100.0 | |
| UNKNOWN | 0 | | 0 | | 0 | | 0 | | 0 | | 0 | | 0 | | 0 | | 0 | | 0 | | 0 | |
| Total | 7 | | 166 | | 108 | | 22 | | 303 | | 0 | | 2 | | 0 | | 0 | | 2 | | 305 | |

Inmate statistical profile

Sample: ACTIVE PRISONERS EXCLUDING JAIL
Active inmates 09/17/2002

Requestor: Statistics

Release Type by current age & sex

| Release Type | M E N | | | | | | | | W O M E N | | | | | Grand Total % |
|--------------|-------------|-------------|-------------|-------------|-------------|-------------|-------------|-------------|-------------|---------------|---------|--|--|---------------|
| | Age 00-21 % | Age 22-39 % | Age 40-54 % | Age 55-99 % | Men Total % | Age 00-21 % | Age 22-39 % | Age 40-54 % | Age 55-99 % | Women Total % | | | | |
| Active | 7 100 | 166 100 | 108 100 | 22 100 | 303 100 | 0 0 | 2 100 | 0 0 | 0 0 | 2 100 | 305 100 | | | |
| Total | 7 | 166 | 108 | 22 | 303 | 0 | 2 | 0 | 0 | 2 | 305 | | | |

Inmate statistical profile

Sample: ACTIVE PRISONERS EXCLUDING JAIL
Active inmates 09/17/2002

Requestor: Statistics

Inst By Group by current age & sex

| Inst By Group | M E N | | | | | | W O M E N | | | | | | Grand Total % |
|----------------------|-------------|-------------|-------------|-------------|-------------|-------------|-------------|-------------|-------------|---------------|-----|-----|---------------|
| | Age 00-21 % | Age 22-39 % | Age 40-54 % | Age 55-99 % | Men Total % | Age 00-21 % | Age 22-39 % | Age 40-54 % | Age 55-99 % | Women Total % | | | |
| County jails | 0 0 | 0 0 | 0 0 | 0 0 | 0 0 | 0 0 | 0 0 | 0 0 | 0 0 | 0 0 | 0 0 | 0 0 | 0 0 |
| Transitional centers | 0 0 | 0 0 | 0 0 | 0 0 | 0 0 | 0 0 | 0 0 | 0 0 | 0 0 | 0 0 | 0 0 | 0 0 | 0 0 |
| County camps | 0 0 | 0 0 | 0 0 | 0 0 | 0 0 | 0 0 | 0 0 | 0 0 | 0 0 | 0 0 | 0 0 | 0 0 | 0 0 |
| Inmate boot camps | 0 0 | 0 0 | 0 0 | 0 0 | 0 0 | 0 0 | 0 0 | 0 0 | 0 0 | 0 0 | 0 0 | 0 0 | 0 0 |
| State prisons | 7 100 | 166 100 | 108 100 | 22 100 | 303 100 | 0 0 | 2 100 | 0 0 | 0 0 | 2 100 | 0 0 | 0 0 | 305 100 |
| Private prisons | 0 0 | 0 0 | 0 0 | 0 0 | 0 0 | 0 0 | 0 0 | 0 0 | 0 0 | 0 0 | 0 0 | 0 0 | 0 0 |
| Other | 0 0 | 0 0 | 0 0 | 0 0 | 0 0 | 0 0 | 0 0 | 0 0 | 0 0 | 0 0 | 0 0 | 0 0 | 0 0 |
| Total reported | 7 100 | 166 100 | 108 100 | 22 100 | 303 100 | 0 0 | 2 100 | 0 0 | 0 0 | 2 100 | 0 0 | 0 0 | 305 100 |
| Percent reported | 100.0 | 100.0 | 100.0 | 100.0 | 100.0 | .0 | 100.0 | .0 | .0 | 100.0 | .0 | .0 | 100.0 |
| Not reported | 0 | 0 | 0 | 0 | 0 | 0 | 0 | 0 | 0 | 0 | 0 | 0 | 0 |
| Total | 7 | 166 | 108 | 22 | 303 | 0 | 2 | 0 | 0 | 2 | 0 | 0 | 305 |

Inmate statistical profile

Sample: ACTIVE PRISONERS EXCLUDING JAIL
Active inmates 09/17/2002

Requestor: Statistics

Institution by current age & sex

| Institution | M E N | | | | | | | | W O M E N | | | | | | | | Grand Total % | | | | | |
|----------------------|--------------|-----|--------------|-----|--------------|-----|--------------|-----|--------------|-----|--------------|---|--------------|-----|--------------|---|------------------|--------------|-----|----------------|-----|----|
| | Age 00-21 | % | Age 22-39 | % | Age 40-54 | % | Age 55-99 | % | Men Total | % | Age 00-21 | % | Age 22-39 | % | Age 40-54 | % | | Age 55-99 | % | Women Total | % | |
| Ware Prison | 2 | 29 | 15 | 9 | 10 | 9 | 2 | 9 | 29 | 10 | 0 | 0 | 0 | 0 | 0 | 0 | 0 | 0 | 0 | 0 | 29 | 10 |
| Phillips Prison | 0 | 0 | 6 | 4 | 3 | 3 | 0 | 0 | 9 | 3 | 0 | 0 | 0 | 0 | 0 | 0 | 0 | 0 | 0 | 0 | 9 | 3 |
| Arrendale Prison | 0 | 0 | 6 | 4 | 2 | 2 | 0 | 0 | 8 | 3 | 0 | 0 | 0 | 0 | 0 | 0 | 0 | 0 | 0 | 0 | 8 | 3 |
| Georgia State Prison | 0 | 0 | 32 | 19 | 13 | 12 | 4 | 18 | 49 | 16 | 0 | 0 | 0 | 0 | 0 | 0 | 0 | 0 | 0 | 0 | 49 | 16 |
| Jackson Prison-Diag | 1 | 14 | 4 | 2 | 3 | 3 | 0 | 0 | 8 | 3 | 0 | 0 | 0 | 0 | 0 | 0 | 0 | 0 | 0 | 0 | 8 | 3 |
| Coastal Prison | 1 | 14 | 1 | 1 | 2 | 2 | 0 | 0 | 4 | 1 | 0 | 0 | 0 | 0 | 0 | 0 | 0 | 0 | 0 | 0 | 4 | 1 |
| Augusta Med Prison | 0 | 0 | 9 | 5 | 5 | 5 | 23 | 19 | 6 | 6 | 0 | 0 | 0 | 0 | 0 | 0 | 0 | 0 | 0 | 0 | 19 | 6 |
| Valdosta Prison | 0 | 0 | 22 | 13 | 14 | 13 | 2 | 9 | 38 | 13 | 0 | 0 | 0 | 0 | 0 | 0 | 0 | 0 | 0 | 0 | 38 | 12 |
| Hays Prison | 0 | 0 | 11 | 7 | 7 | 6 | 3 | 14 | 21 | 7 | 0 | 0 | 0 | 0 | 0 | 0 | 0 | 0 | 0 | 0 | 21 | 7 |
| Hancock Prison | 0 | 0 | 8 | 5 | 6 | 6 | 0 | 0 | 14 | 5 | 0 | 0 | 0 | 0 | 0 | 0 | 0 | 0 | 0 | 0 | 14 | 5 |
| Telfair Prison | 1 | 14 | 20 | 12 | 9 | 8 | 1 | 5 | 31 | 10 | 0 | 0 | 0 | 0 | 0 | 0 | 0 | 0 | 0 | 0 | 31 | 10 |
| Macon Prison | 1 | 14 | 16 | 10 | 23 | 21 | 4 | 18 | 44 | 15 | 0 | 0 | 0 | 0 | 0 | 0 | 0 | 0 | 0 | 0 | 44 | 14 |
| Smith Prison | 1 | 14 | 15 | 9 | 9 | 8 | 1 | 5 | 26 | 9 | 0 | 0 | 0 | 0 | 0 | 0 | 0 | 0 | 0 | 0 | 26 | 9 |
| Baldwin Prison | 0 | 0 | 1 | 1 | 2 | 2 | 0 | 0 | 3 | 1 | 0 | 0 | 0 | 0 | 0 | 0 | 0 | 0 | 0 | 0 | 3 | 1 |
| Metro Womens Prison | 0 | 0 | 0 | 0 | 0 | 0 | 0 | 0 | 0 | 0 | 0 | 0 | 1 | 50 | 0 | 0 | 0 | 0 | 1 | 50 | 1 | 0 |
| Pulaski Womens Pris | 0 | 0 | 0 | 0 | 0 | 0 | 0 | 0 | 0 | 0 | 0 | 0 | 1 | 50 | 0 | 0 | 0 | 0 | 1 | 50 | 1 | 0 |
| Total reported | 7 | 100 | 166 | 100 | 108 | 100 | 22 | 100 | 303 | 100 | 0 | 0 | 2 | 100 | 0 | 0 | 0 | 2 | 100 | 305 | 100 | |
| Percent reported | 100.0 | | 100.0 | | 100.0 | | 100.0 | | 100.0 | | .0 | | 100.0 | | .0 | | .0 | 100.0 | | 100.0 | | |
| Not Reported | 0 | | 0 | | 0 | | 0 | | 0 | | 0 | | 0 | | 0 | | 0 | | 0 | | 0 | |
| Total | 7 | | 166 | | 108 | | 22 | | 303 | | 0 | | 2 | | 0 | | 0 | | 2 | | 305 | |

Inmate statistical profile

Sample: ACTIVE PRISONERS EXCLUDING JAIL
Active inmates 09/17/2002

Requestor: Statistics

Misdemeanors And Felonies by current age & sex

| Crime Type | Age | | Age | | M E N | | | | Age | | Age | | W O M E N | | | | Grand | | | | | |
|------------------|-------|-----|-------|-----|-------|-----|-------|-----|-------|-----|-------|---|-----------|-----|-------|---|-------|---|-------|-----|-------|-----|
| | 00-21 | % | 22-39 | % | 40-54 | % | 55-99 | % | Total | % | 00-21 | % | 22-39 | % | 40-54 | % | 55-99 | % | Total | % | | |
| MISDEMEANOR | 0 | 0 | 0 | 0 | 0 | 0 | 0 | 0 | 0 | 0 | 0 | 0 | 0 | 0 | 0 | 0 | 0 | 0 | 0 | 0 | 0 | |
| FELONY | 7 | 100 | 166 | 100 | 108 | 100 | 22 | 100 | 303 | 100 | 0 | 0 | 2 | 100 | 0 | 0 | 0 | 0 | 2 | 100 | 305 | 100 |
| Total reported | 7 | 100 | 166 | 100 | 108 | 100 | 22 | 100 | 303 | 100 | 0 | 0 | 2 | 100 | 0 | 0 | 0 | 0 | 2 | 100 | 305 | 100 |
| Percent reported | 100.0 | | 100.0 | | 100.0 | | 100.0 | | 100.0 | | .0 | | 100.0 | | .0 | | .0 | | 100.0 | | 100.0 | |
| NOT REPORTED | 0 | | 0 | | 0 | | 0 | | 0 | | 0 | | 0 | | 0 | | 0 | | 0 | | 0 | |
| Total | 7 | | 166 | | 108 | | 22 | | 303 | | 0 | | 2 | | 0 | | 0 | | 2 | | 305 | |

Inmate statistical profile

Sample: ACTIVE PRISONERS EXCLUDING JAIL
Active inmates 09/17/2002

Requestor: Statistics

Crimes By Group by current age & sex

| Crimes By Group | M E N | | | | | | | | W O M E N | | | | | | | | Grand Total % |
|----------------------|-------------|-------------|-------------|-------------|-------------|-------------|-------------|-------------|-------------|---------------|---------|--|--|--|--|--|---------------|
| | Age 00-21 % | Age 22-39 % | Age 40-54 % | Age 55-99 % | Men Total % | Age 00-21 % | Age 22-39 % | Age 40-54 % | Age 55-99 % | Women Total % | | | | | | | |
| HOMICIDE | 5 71 | 111 67 | 49 45 | 13 59 | 178 59 | 0 0 | 2 100 | 0 0 | 0 0 | 2 100 | 180 59 | | | | | | |
| ABORTION | 0 0 | 0 0 | 0 0 | 0 0 | 0 0 | 0 0 | 0 0 | 0 0 | 0 0 | 0 0 | 0 0 | | | | | | |
| BODILY INJRY&REL OFF | 1 14 | 13 8 | 17 16 | 3 14 | 34 11 | 0 0 | 0 0 | 0 0 | 0 0 | 0 0 | 34 11 | | | | | | |
| ARSON & REL OFF | 0 0 | 0 0 | 0 0 | 0 0 | 0 0 | 0 0 | 0 0 | 0 0 | 0 0 | 0 0 | 0 0 | | | | | | |
| DAMAGE OF PROPERTY | 0 0 | 0 0 | 0 0 | 0 0 | 0 0 | 0 0 | 0 0 | 0 0 | 0 0 | 0 0 | 0 0 | | | | | | |
| BURGLARY & REL OFF | 0 0 | 0 0 | 1 1 | 0 0 | 1 0 | 0 0 | 0 0 | 0 0 | 0 0 | 0 0 | 1 0 | | | | | | |
| FORGERY & REL OFF | 0 0 | 0 0 | 0 0 | 0 0 | 0 0 | 0 0 | 0 0 | 0 0 | 0 0 | 0 0 | 0 0 | | | | | | |
| THEFT | 0 0 | 0 0 | 0 0 | 0 0 | 0 0 | 0 0 | 0 0 | 0 0 | 0 0 | 0 0 | 0 0 | | | | | | |
| ROBBERY | 1 14 | 20 12 | 20 19 | 5 23 | 46 15 | 0 0 | 0 0 | 0 0 | 0 0 | 0 0 | 46 15 | | | | | | |
| SEXUAL OFFENSES | 0 0 | 16 10 | 18 17 | 1 5 | 35 12 | 0 0 | 0 0 | 0 0 | 0 0 | 0 0 | 35 11 | | | | | | |
| OBSCENITY CRIMES | 0 0 | 0 0 | 0 0 | 0 0 | 0 0 | 0 0 | 0 0 | 0 0 | 0 0 | 0 0 | 0 0 | | | | | | |
| TREASON & REL OFF | 0 0 | 0 0 | 0 0 | 0 0 | 0 0 | 0 0 | 0 0 | 0 0 | 0 0 | 0 0 | 0 0 | | | | | | |
| CRIMES INVOLVNG GOVT | 0 0 | 0 0 | 0 0 | 0 0 | 0 0 | 0 0 | 0 0 | 0 0 | 0 0 | 0 0 | 0 0 | | | | | | |
| FALSIFICATIONS | 0 0 | 0 0 | 0 0 | 0 0 | 0 0 | 0 0 | 0 0 | 0 0 | 0 0 | 0 0 | 0 0 | | | | | | |
| OBSTRUCT LAW ENFORCE | 0 0 | 0 0 | 0 0 | 0 0 | 0 0 | 0 0 | 0 0 | 0 0 | 0 0 | 0 0 | 0 0 | | | | | | |
| DISORDERLY CONDUCT | 0 0 | 0 0 | 0 0 | 0 0 | 0 0 | 0 0 | 0 0 | 0 0 | 0 0 | 0 0 | 0 0 | | | | | | |
| GAMBLING & REL OFF | 0 0 | 0 0 | 0 0 | 0 0 | 0 0 | 0 0 | 0 0 | 0 0 | 0 0 | 0 0 | 0 0 | | | | | | |
| CRUELTY TO CHILDREN | 0 0 | 0 0 | 0 0 | 0 0 | 0 0 | 0 0 | 0 0 | 0 0 | 0 0 | 0 0 | 0 0 | | | | | | |
| CRIMES WITH GUNS | 0 0 | 0 0 | 0 0 | 0 0 | 0 0 | 0 0 | 0 0 | 0 0 | 0 0 | 0 0 | 0 0 | | | | | | |
| INVASION PRIVACY | 0 0 | 0 0 | 0 0 | 0 0 | 0 0 | 0 0 | 0 0 | 0 0 | 0 0 | 0 0 | 0 0 | | | | | | |
| RACKETEERING | 0 0 | 0 0 | 0 0 | 0 0 | 0 0 | 0 0 | 0 0 | 0 0 | 0 0 | 0 0 | 0 0 | | | | | | |
| DRUG ABUSE OFFENSES | 0 0 | 5 3 | 3 3 | 0 0 | 8 3 | 0 0 | 0 0 | 0 0 | 0 0 | 0 0 | 8 3 | | | | | | |
| DRUG TRAFFICKING | 0 0 | 1 1 | 0 0 | 0 0 | 1 0 | 0 0 | 0 0 | 0 0 | 0 0 | 0 0 | 1 0 | | | | | | |
| AUTO CRIMES | 0 0 | 0 0 | 0 0 | 0 0 | 0 0 | 0 0 | 0 0 | 0 0 | 0 0 | 0 0 | 0 0 | | | | | | |
| REVENUE & CONTRABAND | 0 0 | 0 0 | 0 0 | 0 0 | 0 0 | 0 0 | 0 0 | 0 0 | 0 0 | 0 0 | 0 0 | | | | | | |
| CRIMES OF OTH STATES | 0 0 | 0 0 | 0 0 | 0 0 | 0 0 | 0 0 | 0 0 | 0 0 | 0 0 | 0 0 | 0 0 | | | | | | |
| MISC. FELONIES | 0 0 | 0 0 | 0 0 | 0 0 | 0 0 | 0 0 | 0 0 | 0 0 | 0 0 | 0 0 | 0 0 | | | | | | |
| MISDEMEANORS | 0 0 | 0 0 | 0 0 | 0 0 | 0 0 | 0 0 | 0 0 | 0 0 | 0 0 | 0 0 | 0 0 | | | | | | |
| Total reported | 7 100 | 166 100 | 108 100 | 22 100 | 303 100 | 0 0 | 2 100 | 0 0 | 0 0 | 2 100 | 305 100 | | | | | | |
| Percent reported | 100.0 | 100.0 | 100.0 | 100.0 | 100.0 | .0 | 100.0 | .0 | .0 | 100.0 | 100.0 | | | | | | |
| NOT REPORTED | 0 | 0 | 0 | 0 | 0 | 0 | 0 | 0 | 0 | 0 | 0 | | | | | | |
| Total | 7 | 166 | 108 | 22 | 303 | 0 | 2 | 0 | 0 | 2 | 305 | | | | | | |

Inmate statistical profile

Sample: ACTIVE PRISONERS EXCLUDING JAIL
Active inmates 09/17/2002

Requestor: Statistics

Most Serious Offense by current age & sex

| Most Serious Offense | M E N | | | | | | W O M E N | | | | | | Grand Total % |
|--|-------------|-------------|-------------|-------------|-------------|-------------|-------------|-------------|-------------|---------------|---------|--|---------------|
| | Age 00-21 % | Age 22-39 % | Age 40-54 % | Age 55-99 % | Men Total % | Age 00-21 % | Age 22-39 % | Age 40-54 % | Age 55-99 % | Women Total % | | | |
| NOTE: In the table below, misdemeanors come first, and are in lower-case letters. AFTER THAT COME FELONIES, IN UPPER-CASE LETTERS. | | | | | | | | | | | | | |
| MURDER | 5 83 | 111 70 | 49 49 | 13 59 | 178 62 | 0 0 | 2 100 | 0 0 | 0 0 | 2 100 | 180 63 | | |
| KIDNAPPING | 1 17 | 13 8 | 17 17 | 3 14 | 34 12 | 0 0 | 0 0 | 0 0 | 0 0 | 0 0 | 34 12 | | |
| BURGLARY | 0 0 | 0 0 | 1 1 | 0 0 | 1 0 | 0 0 | 0 0 | 0 0 | 0 0 | 0 0 | 1 0 | | |
| ARMED ROBBERY | 1 17 | 19 12 | 20 20 | 5 23 | 45 16 | 0 0 | 0 0 | 0 0 | 0 0 | 0 0 | 45 16 | | |
| HIJACKING MOTOR VEHI | 0 0 | 1 1 | 0 0 | 0 0 | 1 0 | 0 0 | 0 0 | 0 0 | 0 0 | 0 0 | 1 0 | | |
| RAPE | 0 0 | 12 8 | 14 14 | 1 5 | 27 9 | 0 0 | 0 0 | 0 0 | 0 0 | 0 0 | 27 9 | | |
| AGGRAV SODOMY | 0 0 | 1 1 | 0 0 | 0 0 | 1 0 | 0 0 | 0 0 | 0 0 | 0 0 | 0 0 | 1 0 | | |
| AGGRAV SEXUAL BATTER | 0 0 | 0 0 | 1 1 | 0 0 | 1 0 | 0 0 | 0 0 | 0 0 | 0 0 | 0 0 | 1 0 | | |
| CHILD MOLESTATION | 0 0 | 0 0 | 1 1 | 0 0 | 1 0 | 0 0 | 0 0 | 0 0 | 0 0 | 0 0 | 1 0 | | |
| AGGRAV CHILD MOLESTA | 0 0 | 3 2 | 2 2 | 0 0 | 5 2 | 0 0 | 0 0 | 0 0 | 0 0 | 0 0 | 5 2 | | |
| VIOL GA CNTRL SBST A | 0 0 | 1 1 | 0 0 | 0 0 | 1 0 | 0 0 | 0 0 | 0 0 | 0 0 | 0 0 | 1 0 | | |
| S/D CONT SUB SCHOOL | 0 0 | 1 1 | 0 0 | 0 0 | 1 0 | 0 0 | 0 0 | 0 0 | 0 0 | 0 0 | 1 0 | | |
| S/D COCAINE | 0 0 | 3 2 | 0 0 | 0 0 | 3 1 | 0 0 | 0 0 | 0 0 | 0 0 | 0 0 | 3 1 | | |
| POSS OF COCAINE | 0 0 | 0 0 | 3 3 | 0 0 | 3 1 | 0 0 | 0 0 | 0 0 | 0 0 | 0 0 | 3 1 | | |
| ATT/CONSPRCY COMMT C | 0 0 | 1 1 | 0 0 | 0 0 | 1 0 | 0 0 | 0 0 | 0 0 | 0 0 | 0 0 | 1 0 | | |
| Total reported | 7 100 | 166 100 | 108 100 | 22 100 | 303 100 | 0 0 | 2 100 | 0 0 | 0 0 | 2 100 | 305 100 | | |
| Percent reported | 85.7 | 95.8 | 91.7 | 100.0 | 94.4 | .0 | 100.0 | .0 | .0 | 100.0 | 94.4 | | |
| Not reported | 1 | 7 | 9 | 0 | 17 | 0 | 0 | 0 | 0 | 0 | 17 | | |
| Total | 7 | 166 | 108 | 22 | 303 | 0 | 2 | 0 | 0 | 2 | 305 | | |

Inmate statistical profile

Sample: ACTIVE PRISONERS EXCLUDING JAIL
Active inmates 09/17/2002

Requestor: Statistics

Most Serious Crime Type by current age & sex

| Crime Type | M E N | | | | | | | | W O M E N | | | | | | | | Grand Total % | | | | | |
|------------------|-----------|-----|-----------|-----|-----------|-----|-----------|-----|-----------|-----|-----------|---|-----------|-----|-----------|---|---------------|-----------|-------|-------------|-------|-----|
| | Age 00-21 | | Age 22-39 | | Age 40-54 | | Age 55-99 | | Men Total | | Age 00-21 | | Age 22-39 | | Age 40-54 | | | Age 55-99 | | Women Total | | |
| VIOL/PERSN | 7 | 100 | 144 | 87 | 86 | 80 | 21 | 95 | 258 | 85 | 0 | 0 | 2 | 100 | 0 | 0 | 0 | 0 | 2 | 100 | 260 | 85 |
| NVIOL/PERS | 0 | 0 | 0 | 0 | 0 | 0 | 0 | 0 | 0 | 0 | 0 | 0 | 0 | 0 | 0 | 0 | 0 | 0 | 0 | 0 | 0 | 0 |
| PROPERTY | 0 | 0 | 0 | 0 | 1 | 1 | 0 | 0 | 1 | 0 | 0 | 0 | 0 | 0 | 0 | 0 | 0 | 0 | 0 | 0 | 1 | 0 |
| DRUG SALES | 0 | 0 | 5 | 3 | 0 | 0 | 0 | 0 | 5 | 2 | 0 | 0 | 0 | 0 | 0 | 0 | 0 | 0 | 0 | 0 | 5 | 2 |
| DRUG POSSN | 0 | 0 | 1 | 1 | 3 | 3 | 0 | 0 | 4 | 1 | 0 | 0 | 0 | 0 | 0 | 0 | 0 | 0 | 0 | 0 | 4 | 1 |
| ALCOHOL | 0 | 0 | 0 | 0 | 0 | 0 | 0 | 0 | 0 | 0 | 0 | 0 | 0 | 0 | 0 | 0 | 0 | 0 | 0 | 0 | 0 | 0 |
| HABIT/DUI | 0 | 0 | 0 | 0 | 0 | 0 | 0 | 0 | 0 | 0 | 0 | 0 | 0 | 0 | 0 | 0 | 0 | 0 | 0 | 0 | 0 | 0 |
| SEX OFFEND | 0 | 0 | 16 | 10 | 18 | 17 | 1 | 5 | 35 | 12 | 0 | 0 | 0 | 0 | 0 | 0 | 0 | 0 | 0 | 0 | 35 | 11 |
| OTHER | 0 | 0 | 0 | 0 | 0 | 0 | 0 | 0 | 0 | 0 | 0 | 0 | 0 | 0 | 0 | 0 | 0 | 0 | 0 | 0 | 0 | 0 |
| Total reported | 7 | 100 | 166 | 100 | 108 | 100 | 22 | 100 | 303 | 100 | 0 | 0 | 2 | 100 | 0 | 0 | 0 | 0 | 2 | 100 | 305 | 100 |
| Percent reported | 100.0 | | 100.0 | | 100.0 | | 100.0 | | 100.0 | | .0 | | 100.0 | | .0 | | .0 | | 100.0 | | 100.0 | |
| NOT REPORTED | 0 | | 0 | | 0 | | 0 | | 0 | | 0 | | 0 | | 0 | | 0 | | 0 | | 0 | |
| Total | 7 | | 166 | | 108 | | 22 | | 303 | | 0 | | 2 | | 0 | | 0 | | 2 | | 305 | |