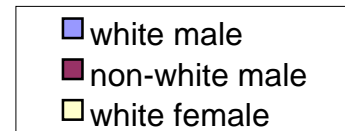
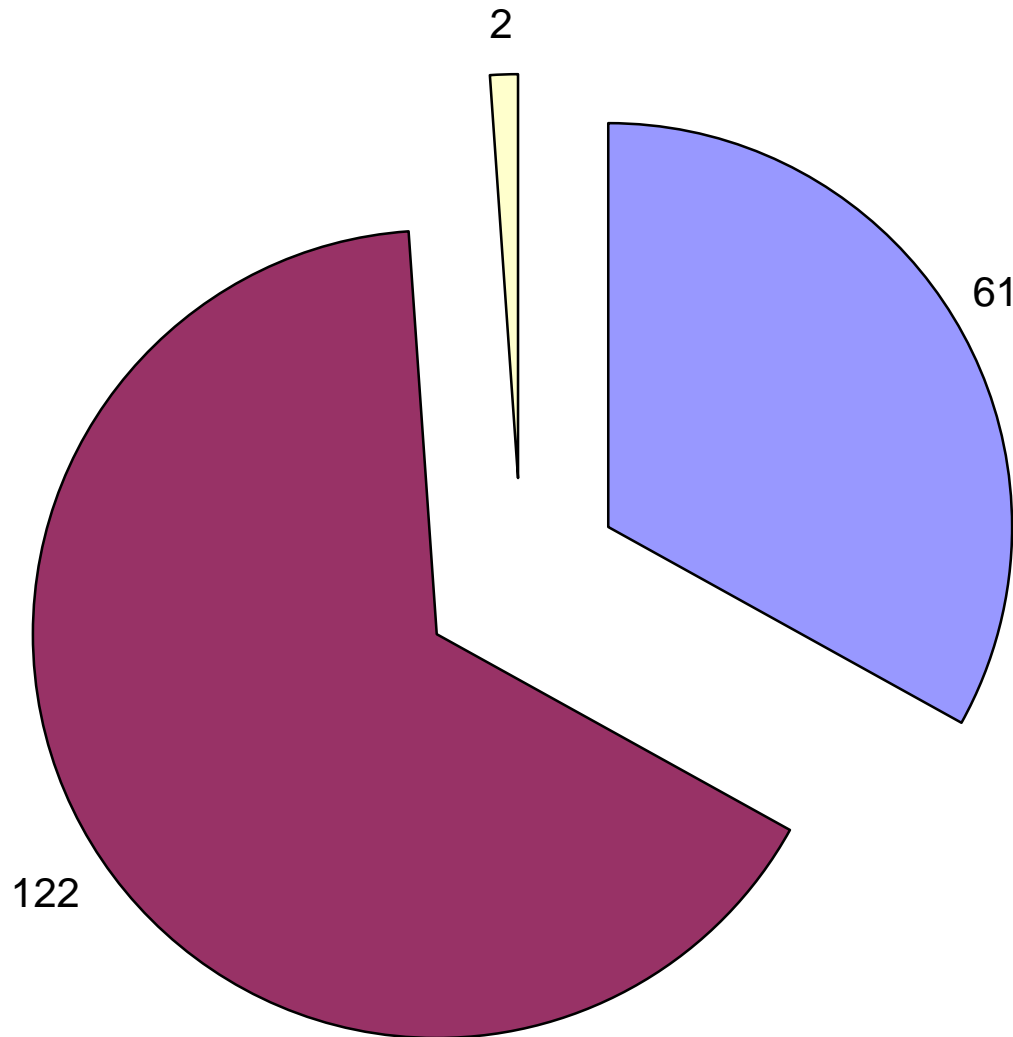
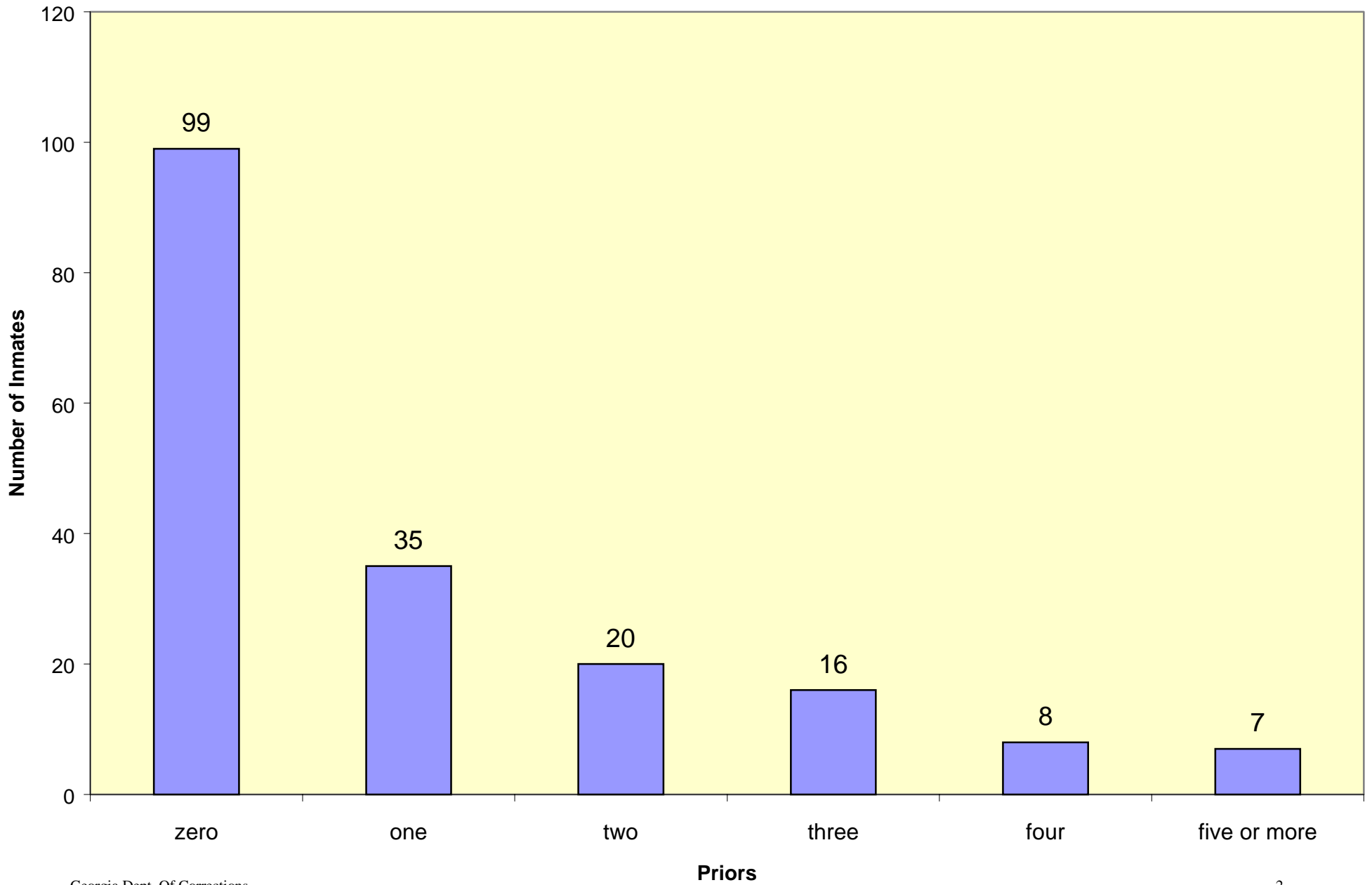


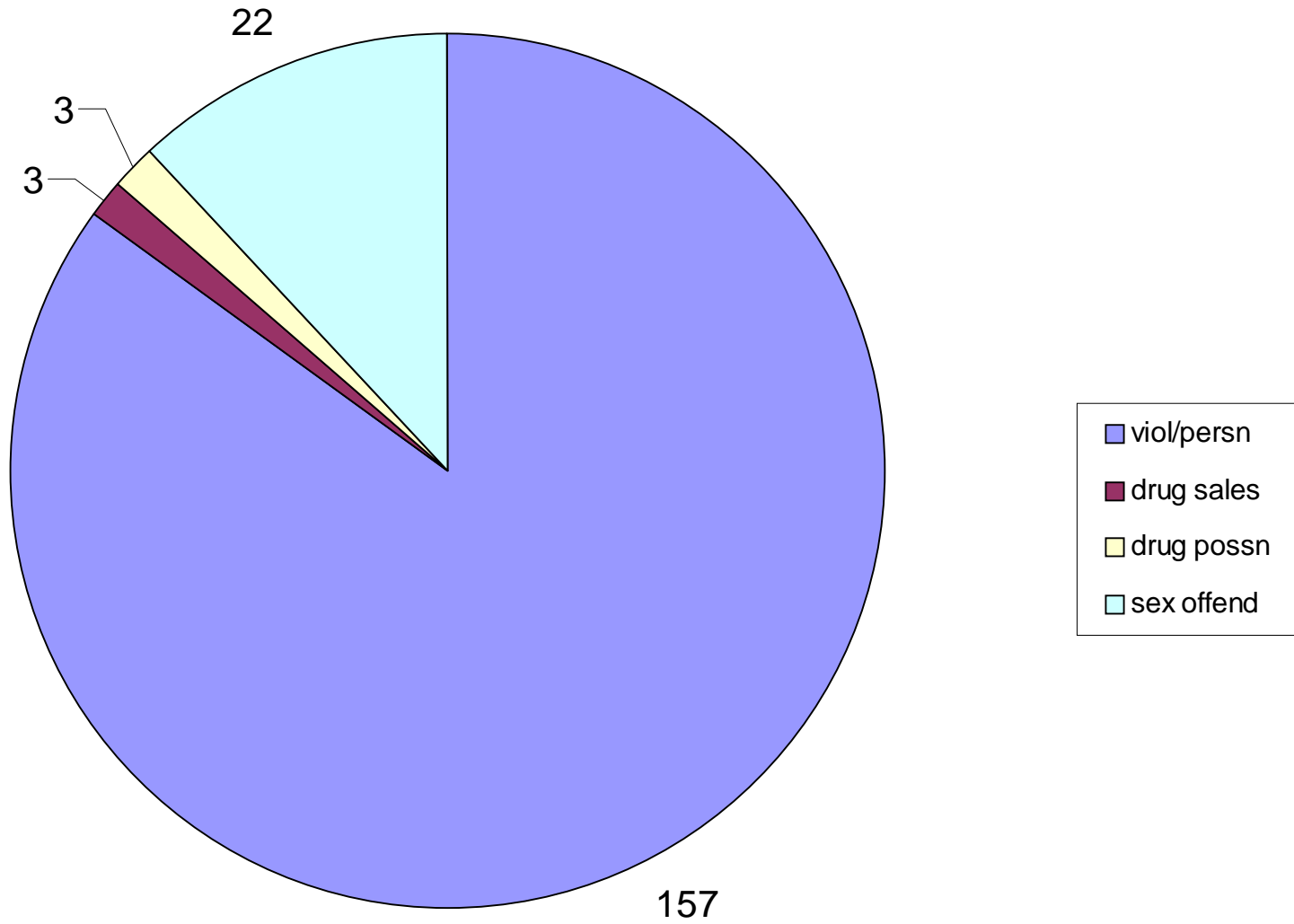
# Active Inmates Serving Life Without Parole by Race & Gender



# Prior Georgia Incarcerations for Inmates Serving Life Without Parole



# Active Inmates Serving Life Without Parole by Crime Type



LIFE WITHOUT PAROLE Inmate statistical profile

TABLE OF CONTENTS FOR ACTIVE PRISONERS EXCLUDING JAIL

| TITLE                                     | PAGE  |
|---|-------|
| -----                                     | ----- |
| RACE AND SEX.....                         | 2     |
| Culture Fair IQ Scores.....               | 3     |
| Self-Rpt Socioeconomic Class.....         | 4     |
| Self-Rpt Environment To Age 16.....       | 5     |
| Self-Rpt Education Level.....             | 6     |
| Functional Reading Level (WRAT Scores)..  | 7     |
| Functional Math Level (WRAT Scores)....   | 8     |
| Functional Spelling Level (WRAT Scores).. | 9     |
| Self-Rpt Guardian Status To Age 16.....   | 10    |
| Self-Rpt Employment Status Before Prison  | 11    |
| Self-Rpt Marital Status At Admission....  | 12    |
| Self-Rpt Number Of Children At Admission  | 13    |
| Self-Rpt Religious Affiliation.....       | 14    |
| Self-Rpt Family Behavior Patterns *....   | 15    |
| Inmate Diagnostic Behavior Problem *....  | 16    |
| Physical Profile (General Condition)....  | 17    |
| Security Status.....                      | 18    |
| Number Of Sentences.....                  | 19    |
| Number Of Disciplinarys.....              | 20    |
| Number Of Escapes.....                    | 21    |
| Number Of Prior Georgia Incarcerations *  | 22    |
| Number Of Transfers.....                  | 23    |
| County Of Conviction.....                 | 24    |
| Circuit Of Conviction.....                | 29    |
| Home County.....                          | 31    |
| Prison Sentence In Years.....             | 36    |
| Probation To Follow Prison.....           | 37    |
| Admission Type.....                       | 38    |
| Release Type.....                         | 39    |
| Inst By Group.....                        | 40    |
| Institution.....                          | 41    |
| Misdemeanors And Felonies.....            | 42    |
| Crimes By Group.....                      | 43    |
| Most Serious Offense.....                 | 44    |
| Most Serious Crime Type.....              | 45    |

LIFE WITHOUT PAROLE Inmate statistical profile

Sample: ACTIVE PRISONERS EXCLUDING JAIL  
Active inmates 05/01/2000

Requestor: Statistics

RACE AND SEX by current age & sex

| RACE AND SEX     | M E N     |           |           |           | W O M E N |           |           |           | Grand Total | %      |         |
|------------------|-----------|-----------|-----------|-----------|-----------|-----------|-----------|-----------|-------------|--------|---------|
|                  | Age 00-21 | Age 22-39 | Age 40-54 | Age 55-99 | Age 00-21 | Age 22-39 | Age 40-54 | Age 55-99 |             |        |         |
| WHITE MALE       | 2 50      | 31 28     | 23 38     | 5 56      | 61 33     | 0 0       | 0 0       | 0 0       | 0 0         | 61 33  |         |
| NON WHITE MALE   | 2 50      | 78 72     | 38 62     | 4 44      | 122 67    | 0 0       | 0 0       | 0 0       | 0 0         | 122 66 |         |
| WHITE FEMALE     | 0 0       | 0 0       | 0 0       | 0 0       | 0 0       | 0 0       | 2 100     | 0 0       | 0 0         | 2 1    |         |
| NON WHITE FEMALE | 0 0       | 0 0       | 0 0       | 0 0       | 0 0       | 0 0       | 0 0       | 0 0       | 0 0         | 0 0    |         |
| Total reported   | 4 100     | 109 100   | 61 100    | 9 100     | 183 100   | 0 0       | 2 100     | 0 0       | 0 0         | 2 100  | 185 100 |
| Percent reported | 100.0     | 100.0     | 100.0     | 100.0     | 100.0     | .0        | 100.0     | .0        | .0          | 100.0  | 100.0   |
| NOT REPORTED     | 0         | 0         | 0         | 0         | 0         | 0         | 0         | 0         | 0           | 0      | 0       |
| Total            | 4         | 109       | 61        | 9         | 183       | 0         | 2         | 0         | 0           | 2      | 185     |
| AVERAGE AGE      | 20.50     | 29.97     | 45.51     | 61.44     | 36.49     | .00       | 30.00     | .00       | .00         | 30.00  | 36.42   |

Georgia Department of Corrections

Page 3 Run 05/01/00 Office of Planning and Analysis

LIFE WITHOUT PAROLE Inmate statistical profile

Sample: ACTIVE PRISONERS EXCLUDING JAIL  
Active inmates 05/01/2000

Requestor: Statistics

Culture Fair IQ Scores by current age & sex

| IQ Score         | M E N       |             |             |             |             | W O M E N   |             |             |             |               | Grand Total % |
|------------------|-------------|-------------|-------------|-------------|-------------|-------------|-------------|-------------|-------------|---------------|---------------|
|                  | Age 00-21 % | Age 22-39 % | Age 40-54 % | Age 55-99 % | Men Total % | Age 00-21 % | Age 22-39 % | Age 40-54 % | Age 55-99 % | Women Total % |               |
| LESS THAN 70     | 0 0         | 5 5         | 8 15        | 0 0         | 13 8        | 0 0         | 0 0         | 0 0         | 0 0         | 0 0           | 13 8          |
| 70 AND UP        | 3 100       | 98 95       | 45 85       | 7 100       | 153 92      | 0 0         | 2 100       | 0 0         | 0 0         | 2 100         | 155 92        |
| Total reported   | 3 100       | 103 100     | 53 100      | 7 100       | 166 100     | 0 0         | 2 100       | 0 0         | 0 0         | 2 100         | 168 100       |
| Percent reported | 75.0        | 94.5        | 86.9        | 77.8        | 90.7        | .0          | 100.0       | .0          | .0          | 100.0         | 90.8          |
| NOT REPORTED     | 1           | 6           | 8           | 2           | 17          | 0           | 0           | 0           | 0           | 0             | 17            |
| Total            | 4           | 109         | 61          | 9           | 183         | 0           | 2           | 0           | 0           | 2             | 185           |
| AVERAGE IQ       | 105.33      | 100.04      | 95.08       | 92.86       | 98.25       | .00         | 107.00      | .00         | .00         | 107.00        | 98.35         |

Georgia Department of Corrections

Page 4 Run 05/01/00

Office of Planning and Analysis

LIFE WITHOUT PAROLE Inmate statistical profile

Sample: ACTIVE PRISONERS EXCLUDING JAIL  
Active inmates 05/01/2000

Requestor: Statistics

Self-Rpt Socioeconomic Class by current age & sex

| Socioeconomic Class | M E N       |             |             |             |             |             |             |             | W O M E N   |               |         |  |  |  |  |  | Grand Total % |
|---------------------|-------------|-------------|-------------|-------------|-------------|-------------|-------------|-------------|-------------|---------------|---------|--|--|--|--|--|---------------|
|                     | Age 00-21 % | Age 22-39 % | Age 40-54 % | Age 55-99 % | Men Total % | Age 00-21 % | Age 22-39 % | Age 40-54 % | Age 55-99 % | Women Total % |         |  |  |  |  |  |               |
| WELFARE             | 0 0         | 5 5         | 1 2         | 0 0         | 6 3         | 0 0         | 0 0         | 0 0         | 0 0         | 0 0           | 6 3     |  |  |  |  |  |               |
| OCC EMPLOY          | 0 0         | 6 6         | 2 3         | 0 0         | 8 4         | 0 0         | 0 0         | 0 0         | 0 0         | 0 0           | 8 4     |  |  |  |  |  |               |
| MINIMUM STD         | 4 100       | 59 55       | 26 43       | 6 67        | 95 53       | 0 0         | 0 0         | 0 0         | 0 0         | 0 0           | 95 52   |  |  |  |  |  |               |
| MIDDLE              | 0 0         | 36 34       | 30 50       | 3 33        | 69 38       | 0 0         | 1 50        | 0 0         | 0 0         | 1 50          | 70 38   |  |  |  |  |  |               |
| OTHER               | 0 0         | 1 1         | 1 2         | 0 0         | 2 1         | 0 0         | 1 50        | 0 0         | 0 0         | 1 50          | 3 2     |  |  |  |  |  |               |
| Total reported      | 4 100       | 107 100     | 60 100      | 9 100       | 180 100     | 0 0         | 2 100       | 0 0         | 0 0         | 2 100         | 182 100 |  |  |  |  |  |               |
| Percent reported    | 100.0       | 98.2        | 98.4        | 100.0       | 98.4        | .0          | 100.0       | .0          | .0          | 100.0         | 98.4    |  |  |  |  |  |               |
| NOT RPTD            | 0           | 2           | 1           | 0           | 3           | 0           | 0           | 0           | 0           | 0             | 3       |  |  |  |  |  |               |
| Total               | 4           | 109         | 61          | 9           | 183         | 0           | 2           | 0           | 0           | 2             | 185     |  |  |  |  |  |               |

Georgia Department of Corrections

Page 5 Run 05/01/00 Office of Planning and Analysis

LIFE WITHOUT PAROLE Inmate statistical profile

Sample: ACTIVE PRISONERS EXCLUDING JAIL  
Active inmates 05/01/2000

Requestor: Statistics

Self-Rpt Environment To Age 16 by current age & sex

| Environment      | M E N       |             |             |             |             |             | W O M E N   |             |             |               |         |  | Grand Total % |
|------------------|-------------|-------------|-------------|-------------|-------------|-------------|-------------|-------------|-------------|---------------|---------|--|---------------|
|                  | Age 00-21 % | Age 22-39 % | Age 40-54 % | Age 55-99 % | Men Total % | Age 00-21 % | Age 22-39 % | Age 40-54 % | Age 55-99 % | Women Total % |         |  |               |
| RURAL/FARM       | 0 0         | 0 0         | 3 5         | 2 22        | 5 3         | 0 0         | 0 0         | 0 0         | 0 0         | 0 0           | 5 3     |  |               |
| RURAL/NFARM      | 0 0         | 10 9        | 4 7         | 1 11        | 15 8        | 0 0         | 1 50        | 0 0         | 0 0         | 1 50          | 16 9    |  |               |
| S.M.S.A          | 0 0         | 49 46       | 20 33       | 3 33        | 72 40       | 0 0         | 0 0         | 0 0         | 0 0         | 0 0           | 72 40   |  |               |
| URBAN            | 1 25        | 17 16       | 12 20       | 0 0         | 30 17       | 0 0         | 0 0         | 0 0         | 0 0         | 0 0           | 30 17   |  |               |
| SMALL TOWN       | 3 75        | 29 27       | 21 35       | 3 33        | 56 31       | 0 0         | 1 50        | 0 0         | 0 0         | 1 50          | 57 31   |  |               |
| OTHER            | 0 0         | 1 1         | 0 0         | 0 0         | 1 1         | 0 0         | 0 0         | 0 0         | 0 0         | 0 0           | 1 1     |  |               |
| Total reported   | 4 100       | 106 100     | 60 100      | 9 100       | 179 100     | 0 0         | 2 100       | 0 0         | 0 0         | 2 100         | 181 100 |  |               |
| Percent reported | 100.0       | 97.2        | 98.4        | 100.0       | 97.8        | .0          | 100.0       | .0          | .0          | 100.0         | 97.8    |  |               |
| NOT RPTD         | 0           | 3           | 1           | 0           | 4           | 0           | 0           | 0           | 0           | 0             | 4       |  |               |
| Total            | 4           | 109         | 61          | 9           | 183         | 0           | 2           | 0           | 0           | 2             | 185     |  |               |



Georgia Department of Corrections

Page 6 Run 05/01/00 Office of Planning and Analysis

LIFE WITHOUT PAROLE Inmate statistical profile

Sample: ACTIVE PRISONERS EXCLUDING JAIL  
Active inmates 05/01/2000

Requestor: Statistics

Self-Rpt Education Level by current age & sex

| Education Level     | Age   |     | M E N |     |       |     | Age   |     | W O M E N |     |       |   | Women |     | Grand |   |       |   |       |     |       |     |    |
|---------------------|-------|-----|-------|-----|-------|-----|-------|-----|-----------|-----|-------|---|-------|-----|-------|---|-------|---|-------|-----|-------|-----|----|
|                     | 00-21 | %   | 22-39 | %   | 40-54 | %   | 55-99 | %   | Total     | %   | 00-21 | % | 22-39 | %   | 40-54 | % | 55-99 | % | Total | %   |       |     |    |
| LESS THAN GRADE 7   | 1     | 25  | 1     | 1   | 2     | 3   | 2     | 22  | 6         | 3   | 0     | 0 | 0     | 0   | 0     | 0 | 0     | 0 | 0     | 0   | 6     | 3   |    |
| GRADE 7             | 0     | 0   | 3     | 3   | 5     | 8   | 1     | 11  | 9         | 5   | 0     | 0 | 0     | 0   | 0     | 0 | 0     | 0 | 0     | 0   | 9     | 5   |    |
| GRADE 8             | 2     | 50  | 14    | 13  | 4     | 7   | 3     | 33  | 23        | 13  | 0     | 0 | 0     | 0   | 0     | 0 | 0     | 0 | 0     | 0   | 23    | 13  |    |
| GRADE 9             | 1     | 25  | 16    | 15  | 9     | 15  | 1     | 11  | 27        | 15  | 0     | 0 | 0     | 0   | 0     | 0 | 0     | 0 | 0     | 0   | 27    | 15  |    |
| GRADE 10            | 0     | 0   | 29    | 27  | 8     | 13  | 0     | 0   | 37        | 20  | 0     | 0 | 0     | 0   | 0     | 0 | 0     | 0 | 0     | 0   | 37    | 20  |    |
| GRADE 11            | 0     | 0   | 15    | 14  | 5     | 8   | 0     | 0   | 20        | 11  | 0     | 0 | 2     | 100 | 0     | 0 | 0     | 0 | 0     | 2   | 100   | 22  | 12 |
| GRADE 12            | 0     | 0   | 16    | 15  | 4     | 7   | 1     | 11  | 21        | 12  | 0     | 0 | 0     | 0   | 0     | 0 | 0     | 0 | 0     | 0   | 21    | 11  |    |
| MORE THAN GRADE 12  | 0     | 0   | 15    | 14  | 23    | 38  | 1     | 11  | 39        | 21  | 0     | 0 | 0     | 0   | 0     | 0 | 0     | 0 | 0     | 0   | 39    | 21  |    |
| Total reported      | 4     | 100 | 109   | 100 | 60    | 100 | 9     | 100 | 182       | 100 | 0     | 0 | 2     | 100 | 0     | 0 | 0     | 0 | 2     | 100 | 184   | 100 |    |
| Percent reported    | 100.0 |     | 100.0 |     | 98.4  |     | 100.0 |     | 99.5      |     | .0    |   | 100.0 |     | .0    |   | .0    |   | 100.0 |     | 99.5  |     |    |
| NOT REPORTED        | 0     |     | 0     |     | 1     |     | 0     |     | 1         |     | 0     |   | 0     |     | 0     |   | 0     |   | 0     |     | 1     |     |    |
| Total               | 4     |     | 109   |     | 61    |     | 9     |     | 183       |     | 0     |   | 2     |     | 0     |   | 0     |   | 2     |     | 185   |     |    |
| AVG EDUCATION LEVEL | 7.75  |     | 11.80 |     | 12.72 |     | 10.33 |     | 11.94     |     | .00   |   | 11.00 |     | .00   |   | .00   |   | 11.00 |     | 11.93 |     |    |

\* NOTE: THE FIELD LABLED "LESS THAN GRADE 7" WAS CORRECTED IN MARCH 1989: MISSING DATA FOR INMATES STILL IN DIAGNOSTICS NOW HAS BEEN REMOVED FROM THIS FIELD AND IDENTIFIED AS "NOT REPORTED" INFORMATION.

LIFE WITHOUT PAROLE Inmate statistical profile

Sample: ACTIVE PRISONERS EXCLUDING JAIL  
Active inmates 05/01/2000

Requestor: Statistics

Functional Reading Level (WRAT Scores) by current age & sex

| WRAT Reading Score | M E N       |             |             |             |             |             |             |             | W O M E N   |               |         |  |  |  |  |  | Grand Total % |
|--------------------|-------------|-------------|-------------|-------------|-------------|-------------|-------------|-------------|-------------|---------------|---------|--|--|--|--|--|---------------|
|                    | Age 00-21 % | Age 22-39 % | Age 40-54 % | Age 55-99 % | Men Total % | Age 00-21 % | Age 22-39 % | Age 40-54 % | Age 55-99 % | Women Total % |         |  |  |  |  |  |               |
| LESS THAN GRADE 6  | 2 67        | 35 34       | 19 36       | 4 57        | 60 36       | 0 0         | 1 50        | 0 0         | 0 0         | 1 50          | 61 36   |  |  |  |  |  |               |
| 6TH THRU 8TH GRADE | 0 0         | 22 21       | 9 17        | 2 29        | 33 20       | 0 0         | 0 0         | 0 0         | 0 0         | 0 0           | 33 20   |  |  |  |  |  |               |
| GRADE 9            | 0 0         | 12 12       | 3 6         | 0 0         | 15 9        | 0 0         | 0 0         | 0 0         | 0 0         | 0 0           | 15 9    |  |  |  |  |  |               |
| GRADE 10           | 1 33        | 2 2         | 3 6         | 0 0         | 6 4         | 0 0         | 0 0         | 0 0         | 0 0         | 0 0           | 6 4     |  |  |  |  |  |               |
| GRADE 11           | 0 0         | 5 5         | 4 8         | 0 0         | 9 5         | 0 0         | 0 0         | 0 0         | 0 0         | 0 0           | 9 5     |  |  |  |  |  |               |
| GRADE 12           | 0 0         | 18 17       | 11 21       | 1 14        | 30 18       | 0 0         | 0 0         | 0 0         | 0 0         | 0 0           | 30 18   |  |  |  |  |  |               |
| MORE THAN GRADE 12 | 0 0         | 10 10       | 4 8         | 0 0         | 14 8        | 0 0         | 1 50        | 0 0         | 0 0         | 1 50          | 15 9    |  |  |  |  |  |               |
| Total reported     | 3 100       | 104 100     | 53 100      | 7 100       | 167 100     | 0 0         | 2 100       | 0 0         | 0 0         | 2 100         | 169 100 |  |  |  |  |  |               |
| Percent reported   | 75.0        | 95.4        | 86.9        | 77.8        | 91.3        | .0          | 100.0       | .0          | .0          | 100.0         | 91.4    |  |  |  |  |  |               |
| NOT REPORTED       | 1           | 5           | 8           | 2           | 16          | 0           | 0           | 0           | 0           | 0             | 16      |  |  |  |  |  |               |
| Total              | 4           | 109         | 61          | 9           | 183         | 0           | 2           | 0           | 0           | 2             | 185     |  |  |  |  |  |               |
| AVG READING SCORE  | 6.13        | 8.03        | 7.87        | 5.79        | 7.85        | .00         | 9.10        | .00         | .00         | 9.10          | 7.87    |  |  |  |  |  |               |

LIFE WITHOUT PAROLE Inmate statistical profile

Sample: ACTIVE PRISONERS EXCLUDING JAIL  
Active inmates 05/01/2000

Requestor: Statistics

Functional Math Level (WRAT Scores) by current age & sex

| WRAT Math Score    | M E N        |     |              |     |              |     |              |     | W O M E N      |     |              |   |              |     |              |   | Grand<br>Total % |              |       |                  |      |     |
|--------------------|--------------|-----|--------------|-----|--------------|-----|--------------|-----|----------------|-----|--------------|---|--------------|-----|--------------|---|------------------|--------------|-------|------------------|------|-----|
|                    | Age<br>00-21 |     | Age<br>22-39 |     | Age<br>40-54 |     | Age<br>55-99 |     | Men<br>Total % |     | Age<br>00-21 |   | Age<br>22-39 |     | Age<br>40-54 |   |                  | Age<br>55-99 |       | Women<br>Total % |      |     |
| LESS THAN GRADE 6  | 2            | 67  | 37           | 36  | 27           | 51  | 5            | 71  | 71             | 43  | 0            | 0 | 0            | 0   | 0            | 0 | 0                | 0            | 0     | 0                | 71   | 42  |
| 6TH THRU 8TH GRADE | 1            | 33  | 44           | 42  | 15           | 28  | 1            | 14  | 61             | 37  | 0            | 0 | 0            | 0   | 0            | 0 | 0                | 0            | 0     | 0                | 61   | 36  |
| GRADE 9            | 0            | 0   | 11           | 11  | 3            | 6   | 0            | 0   | 14             | 8   | 0            | 0 | 1            | 50  | 0            | 0 | 0                | 0            | 1     | 50               | 15   | 9   |
| GRADE 10           | 0            | 0   | 7            | 7   | 3            | 6   | 1            | 14  | 11             | 7   | 0            | 0 | 0            | 0   | 0            | 0 | 0                | 0            | 0     | 0                | 11   | 7   |
| GRADE 11           | 0            | 0   | 2            | 2   | 1            | 2   | 0            | 0   | 3              | 2   | 0            | 0 | 0            | 0   | 0            | 0 | 0                | 0            | 0     | 0                | 3    | 2   |
| GRADE 12           | 0            | 0   | 2            | 2   | 3            | 6   | 0            | 0   | 5              | 3   | 0            | 0 | 0            | 0   | 0            | 0 | 0                | 0            | 0     | 0                | 5    | 3   |
| MORE THAN GRADE 12 | 0            | 0   | 1            | 1   | 1            | 2   | 0            | 0   | 2              | 1   | 0            | 0 | 1            | 50  | 0            | 0 | 0                | 0            | 1     | 50               | 3    | 2   |
| Total reported     | 3            | 100 | 104          | 100 | 53           | 100 | 7            | 100 | 167            | 100 | 0            | 0 | 2            | 100 | 0            | 0 | 0                | 0            | 2     | 100              | 169  | 100 |
| Percent reported   | 75.0         |     | 95.4         |     | 86.9         |     | 77.8         |     | 91.3           |     | .0           |   | 100.0        |     | .0           |   | .0               |              | 100.0 |                  | 91.4 |     |
| NOT REPORTED       | 1            |     | 5            |     | 8            |     | 2            |     | 16             |     | 0            |   | 0            |     | 0            |   | 0                |              | 0     |                  | 16   |     |
| Total              | 4            |     | 109          |     | 61           |     | 9            |     | 183            |     | 0            |   | 2            |     | 0            |   | 0                |              | 2     |                  | 185  |     |
| AVG MATH SCORE     | 5.63         |     | 6.91         |     | 6.35         |     | 4.71         |     | 6.62           |     | .00          |   | 11.40        |     | .00          |   | .00              |              | 11.40 |                  | 6.67 |     |

LIFE WITHOUT PAROLE Inmate statistical profile

Sample: ACTIVE PRISONERS EXCLUDING JAIL  
Active inmates 05/01/2000

Requestor: Statistics

Functional Spelling Level (WRAT Scores) by current age & sex

| WRAT Spelling Score | M E N       |             |             |             |             |             |             |             | W O M E N   |               |         |  |  |  |  |  | Grand Total % |
|---------------------|-------------|-------------|-------------|-------------|-------------|-------------|-------------|-------------|-------------|---------------|---------|--|--|--|--|--|---------------|
|                     | Age 00-21 % | Age 22-39 % | Age 40-54 % | Age 55-99 % | Men Total % | Age 00-21 % | Age 22-39 % | Age 40-54 % | Age 55-99 % | Women Total % |         |  |  |  |  |  |               |
| LESS THAN GRADE 6   | 3 100       | 40 38       | 28 53       | 4 57        | 75 45       | 0 0         | 0 0         | 0 0         | 0 0         | 0 0           | 75 44   |  |  |  |  |  |               |
| 6TH THRU 8TH GRADE  | 0 0         | 30 29       | 13 25       | 1 14        | 44 26       | 0 0         | 1 50        | 0 0         | 0 0         | 1 50          | 45 27   |  |  |  |  |  |               |
| GRADE 9             | 0 0         | 10 10       | 3 6         | 1 14        | 14 8        | 0 0         | 0 0         | 0 0         | 0 0         | 0 0           | 14 8    |  |  |  |  |  |               |
| GRADE 10            | 0 0         | 7 7         | 0 0         | 0 0         | 7 4         | 0 0         | 0 0         | 0 0         | 0 0         | 0 0           | 7 4     |  |  |  |  |  |               |
| GRADE 11            | 0 0         | 4 4         | 3 6         | 0 0         | 7 4         | 0 0         | 0 0         | 0 0         | 0 0         | 0 0           | 7 4     |  |  |  |  |  |               |
| GRADE 12            | 0 0         | 10 10       | 3 6         | 1 14        | 14 8        | 0 0         | 0 0         | 0 0         | 0 0         | 0 0           | 14 8    |  |  |  |  |  |               |
| MORE THAN GRADE 12  | 0 0         | 3 3         | 3 6         | 0 0         | 6 4         | 0 0         | 1 50        | 0 0         | 0 0         | 1 50          | 7 4     |  |  |  |  |  |               |
| Total reported      | 3 100       | 104 100     | 53 100      | 7 100       | 167 100     | 0 0         | 2 100       | 0 0         | 0 0         | 2 100         | 169 100 |  |  |  |  |  |               |
| Percent reported    | 75.0        | 95.4        | 86.9        | 77.8        | 91.3        | .0          | 100.0       | .0          | .0          | 100.0         | 91.4    |  |  |  |  |  |               |
| NOT REPORTED        | 1           | 5           | 8           | 2           | 16          | 0           | 0           | 0           | 0           | 0             | 16      |  |  |  |  |  |               |
| Total               | 4           | 109         | 61          | 9           | 183         | 0           | 2           | 0           | 0           | 2             | 185     |  |  |  |  |  |               |
| AVG SPELLING SCORE  | 4.23        | 7.14        | 6.08        | 5.57        | 6.69        | .00         | 9.70        | .00         | .00         | 9.70          | 6.72    |  |  |  |  |  |               |

Georgia Department of Corrections

Page 10 Run 05/01/00 Office of Planning and Analysis

LIFE WITHOUT PAROLE Inmate statistical profile

Sample: ACTIVE PRISONERS EXCLUDING JAIL  
Active inmates 05/01/2000

Requestor: Statistics

Self-Rpt Guardian Status To Age 16 by current age & sex

| Guardian Status  | M E N        |              |              |              |              |     | W O M E N    |              |              |              |                |   | Grand |      |
|------------------|--------------|--------------|--------------|--------------|--------------|-----|--------------|--------------|--------------|--------------|----------------|---|-------|------|
|                  | Age<br>00-21 | Age<br>22-39 | Age<br>40-54 | Age<br>55-99 | Men<br>Total | %   | Age<br>00-21 | Age<br>22-39 | Age<br>40-54 | Age<br>55-99 | Women<br>Total | % | Total | %    |
| ORPHANAGE        | 0            | 0            | 0            | 0            | 0            | 0   | 0            | 0            | 0            | 0            | 0              | 0 | 0     | 0    |
| FATHER ONLY      | 1            | 25           | 5            | 5            | 1            | 2   | 0            | 0            | 0            | 0            | 0              | 0 | 0     | 0    |
| FTR MTR HD       | 2            | 50           | 6            | 6            | 2            | 3   | 0            | 0            | 0            | 0            | 0              | 0 | 0     | 0    |
| MOTHER ONLY      | 0            | 0            | 40           | 37           | 19           | 32  | 3            | 33           | 62           | 34           | 0              | 0 | 0     | 0    |
| MTR FTR HD       | 0            | 0            | 31           | 28           | 25           | 42  | 5            | 56           | 61           | 34           | 0              | 0 | 2     | 100  |
| OTH FEMALE       | 1            | 25           | 4            | 4            | 4            | 7   | 0            | 0            | 9            | 5            | 0              | 0 | 0     | 0    |
| OTH MALE         | 0            | 0            | 0            | 0            | 0            | 0   | 0            | 0            | 0            | 0            | 0              | 0 | 0     | 0    |
| STEP-PARNTS      | 0            | 0            | 2            | 2            | 2            | 3   | 0            | 0            | 4            | 2            | 0              | 0 | 0     | 0    |
| FOSTER HOME      | 0            | 0            | 6            | 6            | 1            | 2   | 0            | 0            | 7            | 4            | 0              | 0 | 0     | 0    |
| GRAND PRNTS      | 0            | 0            | 9            | 8            | 4            | 7   | 1            | 11           | 14           | 8            | 0              | 0 | 0     | 0    |
| OTHER            | 0            | 0            | 6            | 6            | 2            | 3   | 0            | 0            | 8            | 4            | 0              | 0 | 0     | 0    |
| Total reported   | 4            | 100          | 109          | 100          | 60           | 100 | 9            | 100          | 182          | 100          | 0              | 0 | 2     | 100  |
| Percent reported | 100.0        |              | 100.0        |              | 98.4         |     | 100.0        |              | 99.5         |              | .0             |   | 100.0 | 99.5 |
| NOT RPTD         | 0            |              | 0            |              | 1            |     | 0            |              | 1            |              | 0              |   | 0     | 1    |
| Total            | 4            |              | 109          |              | 61           |     | 9            |              | 183          |              | 0              |   | 2     | 185  |

Georgia Department of Corrections

Page 11 Run 05/01/00 Office of Planning and Analysis

LIFE WITHOUT PAROLE Inmate statistical profile

Sample: ACTIVE PRISONERS EXCLUDING JAIL  
Active inmates 05/01/2000

Requestor: Statistics

Self-Rpt Employment Status Before Prison by current age & sex

| Employment       | M E N     |     |           |     |           |     |           |     | W O M E N |     |           |   |           |     |           |   | Grand Total % |   |           |     |             |     |
|------------------|-----------|-----|-----------|-----|-----------|-----|-----------|-----|-----------|-----|-----------|---|-----------|-----|-----------|---|---------------|---|-----------|-----|-------------|-----|
|                  | Age 00-21 | %   | Age 22-39 | %   | Age 40-54 | %   | Age 55-99 | %   | Men Total | %   | Age 00-21 | % | Age 22-39 | %   | Age 40-54 | % |               |   | Age 55-99 | %   | Women Total | %   |
| FULL TIME        | 1         | 25  | 58        | 55  | 37        | 67  | 3         | 38  | 99        | 58  | 0         | 0 | 2         | 100 | 0         | 0 | 0             | 0 | 2         | 100 | 101         | 58  |
| PART TIME        | 0         | 0   | 6         | 6   | 1         | 2   | 0         | 0   | 7         | 4   | 0         | 0 | 0         | 0   | 0         | 0 | 0             | 0 | 0         | 0   | 7           | 4   |
| UNEMPL < 6M      | 0         | 0   | 14        | 13  | 7         | 13  | 0         | 0   | 21        | 12  | 0         | 0 | 0         | 0   | 0         | 0 | 0             | 0 | 0         | 0   | 21          | 12  |
| UNEMPL > 6M      | 1         | 25  | 22        | 21  | 8         | 15  | 2         | 25  | 33        | 19  | 0         | 0 | 0         | 0   | 0         | 0 | 0             | 0 | 0         | 0   | 33          | 19  |
| NEVER WORKD      | 2         | 50  | 4         | 4   | 1         | 2   | 1         | 13  | 8         | 5   | 0         | 0 | 0         | 0   | 0         | 0 | 0             | 0 | 0         | 0   | 8           | 5   |
| STUDENT          | 0         | 0   | 0         | 0   | 0         | 0   | 0         | 0   | 0         | 0   | 0         | 0 | 0         | 0   | 0         | 0 | 0             | 0 | 0         | 0   | 0           | 0   |
| INCAPABLE        | 0         | 0   | 1         | 1   | 1         | 2   | 2         | 25  | 4         | 2   | 0         | 0 | 0         | 0   | 0         | 0 | 0             | 0 | 0         | 0   | 4           | 2   |
| OTHER            | 0         | 0   | 0         | 0   | 0         | 0   | 0         | 0   | 0         | 0   | 0         | 0 | 0         | 0   | 0         | 0 | 0             | 0 | 0         | 0   | 0           | 0   |
| Total reported   | 4         | 100 | 105       | 100 | 55        | 100 | 8         | 100 | 172       | 100 | 0         | 0 | 2         | 100 | 0         | 0 | 0             | 0 | 2         | 100 | 174         | 100 |
| Percent reported | 100.0     |     | 96.3      |     | 90.2      |     | 88.9      |     | 94.0      |     | .0        |   | 100.0     |     | .0        |   | .0            |   | 100.0     |     | 94.1        |     |
| NOT RPTD         | 0         |     | 4         |     | 6         |     | 1         |     | 11        |     | 0         |   | 0         |     | 0         |   | 0             |   | 0         |     | 11          |     |
| Total            | 4         |     | 109       |     | 61        |     | 9         |     | 183       |     | 0         |   | 2         |     | 0         |   | 0             |   | 2         |     | 185         |     |

\* NOTE: THE FIELD LABELD "OTHER" WAS CORRECTED IN APRIL 1989; INMATES CODED "PRE-OTIS NOT REPORTED" NOW HAVE BEEN REMOVED FROM THIS FIELD AND IDENTIFIED AS "NOT REPORTED".

LIFE WITHOUT PAROLE Inmate statistical profile

Sample: ACTIVE PRISONERS EXCLUDING JAIL  
Active inmates 05/01/2000

Requestor: Statistics

Self-Rpt Marital Status At Admission by current age & sex

| Marital Status   | M E N          |     |                |     |                |     |                |     | W O M E N      |     |                |       |                |     |                |    | Grand<br>Total % |                |       |                  |      |     |
|------------------|----------------|-----|----------------|-----|----------------|-----|----------------|-----|----------------|-----|----------------|-------|----------------|-----|----------------|----|------------------|----------------|-------|------------------|------|-----|
|                  | Age<br>00-21 % |     | Age<br>22-39 % |     | Age<br>40-54 % |     | Age<br>55-99 % |     | Men<br>Total % |     | Age<br>00-21 % |       | Age<br>22-39 % |     | Age<br>40-54 % |    |                  | Age<br>55-99 % |       | Women<br>Total % |      |     |
| SINGLE           | 4              | 100 | 73             | 67  | 21             | 35  | 0              | 0   | 98             | 54  | 0              | 0     | 1              | 50  | 0              | 0  | 0                | 0              | 1     | 50               | 99   | 54  |
| MARRIED          | 0              | 0   | 9              | 8   | 14             | 23  | 3              | 33  | 26             | 14  | 0              | 0     | 0              | 0   | 0              | 0  | 0                | 0              | 0     | 0                | 26   | 14  |
| SEPARATED        | 0              | 0   | 2              | 2   | 3              | 5   | 2              | 22  | 7              | 4   | 0              | 0     | 0              | 0   | 0              | 0  | 0                | 0              | 0     | 0                | 7    | 4   |
| DIVORCED         | 0              | 0   | 6              | 6   | 12             | 20  | 2              | 22  | 20             | 11  | 0              | 0     | 0              | 0   | 0              | 0  | 0                | 0              | 0     | 0                | 20   | 11  |
| WIDOWED          | 0              | 0   | 3              | 3   | 4              | 7   | 1              | 11  | 8              | 4   | 0              | 0     | 1              | 50  | 0              | 0  | 0                | 0              | 1     | 50               | 9    | 5   |
| COMMON LAW       | 0              | 0   | 16             | 15  | 6              | 10  | 1              | 11  | 23             | 13  | 0              | 0     | 0              | 0   | 0              | 0  | 0                | 0              | 0     | 0                | 23   | 13  |
| OTHER            | 0              | 0   | 0              | 0   | 0              | 0   | 0              | 0   | 0              | 0   | 0              | 0     | 0              | 0   | 0              | 0  | 0                | 0              | 0     | 0                | 0    | 0   |
| Total reported   | 4              | 100 | 109            | 100 | 60             | 100 | 9              | 100 | 182            | 100 | 0              | 0     | 2              | 100 | 0              | 0  | 0                | 0              | 2     | 100              | 184  | 100 |
| Percent reported | 100.0          |     | 100.0          |     | 98.4           |     | 100.0          |     | 99.5           |     | .0             | 100.0 |                | .0  |                | .0 | 100.0            |                | 100.0 |                  | 99.5 |     |
| NOT RPTD         | 0              |     | 0              |     | 1              |     | 0              |     | 1              |     | 0              |       | 0              |     | 0              |    | 0                |                | 0     |                  | 1    |     |
| Total            | 4              |     | 109            |     | 61             |     | 9              |     | 183            |     | 0              |       | 2              |     | 0              |    | 0                |                | 2     |                  | 185  |     |

LIFE WITHOUT PAROLE Inmate statistical profile

Sample: ACTIVE PRISONERS EXCLUDING JAIL  
Active inmates 05/01/2000

Requestor: Statistics

Self-Rpt Number Of Children At Admission by current age & sex

| Number Of Children   | M E N       |             |             |             |             |             |             |             | W O M E N   |               |     |     |       |         |  |  | Grand Total % |
|----------------------|-------------|-------------|-------------|-------------|-------------|-------------|-------------|-------------|-------------|---------------|-----|-----|-------|---------|--|--|---------------|
|                      | Age 00-21 % | Age 22-39 % | Age 40-54 % | Age 55-99 % | Men Total % | Age 00-21 % | Age 22-39 % | Age 40-54 % | Age 55-99 % | Women Total % |     |     |       |         |  |  |               |
| NO CHILDREN          | 0 0         | 1 1         | 0 0         | 0 0         | 1 1         | 0 0         | 0 0         | 0 0         | 0 0         | 0 0           | 0 0 | 0 0 | 0 0   | 1 1     |  |  |               |
| ONE CHILD            | 1 100       | 29 42       | 13 30       | 4 50        | 47 39       | 0 0         | 0 0         | 0 0         | 0 0         | 0 0           | 0 0 | 0 0 | 0 0   | 47 39   |  |  |               |
| TWO CHILDREN         | 0 0         | 21 30       | 15 35       | 0 0         | 36 30       | 0 0         | 1 100       | 0 0         | 0 0         | 0 0           | 0 0 | 0 0 | 1 100 | 37 30   |  |  |               |
| THREE CHILDREN       | 0 0         | 10 14       | 10 23       | 0 0         | 20 17       | 0 0         | 0 0         | 0 0         | 0 0         | 0 0           | 0 0 | 0 0 | 0 0   | 20 16   |  |  |               |
| FOUR CHILDREN        | 0 0         | 6 9         | 2 5         | 2 25        | 10 8        | 0 0         | 0 0         | 0 0         | 0 0         | 0 0           | 0 0 | 0 0 | 0 0   | 10 8    |  |  |               |
| FIVE CHILDREN        | 0 0         | 1 1         | 2 5         | 0 0         | 3 2         | 0 0         | 0 0         | 0 0         | 0 0         | 0 0           | 0 0 | 0 0 | 0 0   | 3 2     |  |  |               |
| MORE THAN 5 CHILDREN | 0 0         | 1 1         | 1 2         | 2 25        | 4 3         | 0 0         | 0 0         | 0 0         | 0 0         | 0 0           | 0 0 | 0 0 | 0 0   | 4 3     |  |  |               |
| Total reported       | 1 100       | 69 100      | 43 100      | 8 100       | 121 100     | 0 0         | 1 100       | 0 0         | 0 0         | 1 100         | 0 0 | 0 0 | 1 100 | 122 100 |  |  |               |
| Percent reported     | 25.0        | 63.3        | 70.5        | 88.9        | 66.1        | .0          | 50.0        | .0          | .0          | 50.0          | .0  | .0  | 50.0  | 65.9    |  |  |               |
| NOT REPORTED         | 3           | 40          | 18          | 1           | 62          | 0           | 1           | 0           | 0           | 1             | 0   | 0   | 1     | 63      |  |  |               |
| Total                | 4           | 109         | 61          | 9           | 183         | 0           | 2           | 0           | 0           | 2             | 0   | 0   | 2     | 185     |  |  |               |
| AVG NUM CHILDREN     | 1.00        | 1.97        | 2.37        | 3.63        | 2.21        | .00         | 2.00        | .00         | .00         | 2.00          | .00 | .00 | 2.00  | 2.21    |  |  |               |

\* NOTE: THE FIELD LABELED "NO CHILDREN" WAS CORRECTED IN MARCH 1989: MISSING DATA FOR INMATES STILL IN DIAGNOSTICS NOW HAS BEEN REMOVED FROM THIS FIELD AND IDENTIFIED AS "NOT REPORTED" INFORMATION.



Georgia Department of Corrections

Page 14 Run 05/01/00 Office of Planning and Analysis

LIFE WITHOUT PAROLE Inmate statistical profile

Sample: ACTIVE PRISONERS EXCLUDING JAIL  
Active inmates 05/01/2000

Requestor: Statistics

Self-Rpt Religious Affiliation by current age & sex

| Religion         | M E N     |             |             |             |             |           |             |             | W O M E N   |               |    |   |       |     |    |   | Grand Total % |       |     |      |     |
|------------------|-----------|-------------|-------------|-------------|-------------|-----------|-------------|-------------|-------------|---------------|----|---|-------|-----|----|---|---------------|-------|-----|------|-----|
|                  | Age 00-21 | Age % 22-39 | Age % 40-54 | Age % 55-99 | Men Total % | Age 00-21 | Age % 22-39 | Age % 40-54 | Age % 55-99 | Women Total % |    |   |       |     |    |   |               |       |     |      |     |
| ISLAM            | 0         | 0           | 9           | 8           | 4           | 7         | 0           | 0           | 13          | 7             | 0  | 0 | 0     | 0   | 0  | 0 | 0             | 13    | 7   |      |     |
| CATHOLIC         | 0         | 0           | 2           | 2           | 2           | 3         | 0           | 0           | 4           | 2             | 0  | 0 | 0     | 0   | 0  | 0 | 0             | 4     | 2   |      |     |
| BAPTIST          | 0         | 0           | 46          | 43          | 32          | 53        | 5           | 56          | 83          | 46            | 0  | 0 | 1     | 50  | 0  | 0 | 1             | 50    | 84  | 46   |     |
| METHODIST        | 0         | 0           | 1           | 1           | 1           | 2         | 0           | 0           | 2           | 1             | 0  | 0 | 0     | 0   | 0  | 0 | 0             | 2     | 1   |      |     |
| EPISCOPLN        | 0         | 0           | 0           | 0           | 0           | 0         | 0           | 0           | 0           | 0             | 0  | 0 | 0     | 0   | 0  | 0 | 0             | 0     | 0   |      |     |
| PRESBYTRN        | 0         | 0           | 0           | 0           | 0           | 0         | 0           | 0           | 0           | 0             | 0  | 0 | 0     | 0   | 0  | 0 | 0             | 0     | 0   |      |     |
| CHC OF GOD       | 0         | 0           | 1           | 1           | 0           | 0         | 0           | 0           | 1           | 1             | 0  | 0 | 0     | 0   | 0  | 0 | 0             | 1     | 1   |      |     |
| HOLINESS         | 0         | 0           | 1           | 1           | 1           | 2         | 1           | 11          | 3           | 2             | 0  | 0 | 1     | 50  | 0  | 0 | 1             | 50    | 4   | 2    |     |
| JEWISH           | 0         | 0           | 1           | 1           | 0           | 0         | 0           | 0           | 1           | 1             | 0  | 0 | 0     | 0   | 0  | 0 | 0             | 1     | 1   |      |     |
| ANGLICAN         | 0         | 0           | 0           | 0           | 0           | 0         | 0           | 0           | 0           | 0             | 0  | 0 | 0     | 0   | 0  | 0 | 0             | 0     | 0   |      |     |
| GRK ORTHDX       | 0         | 0           | 0           | 0           | 0           | 0         | 0           | 0           | 0           | 0             | 0  | 0 | 0     | 0   | 0  | 0 | 0             | 0     | 0   |      |     |
| HINDU            | 0         | 0           | 0           | 0           | 0           | 0         | 0           | 0           | 0           | 0             | 0  | 0 | 0     | 0   | 0  | 0 | 0             | 0     | 0   |      |     |
| BUDDHIST         | 0         | 0           | 0           | 0           | 0           | 0         | 0           | 0           | 0           | 0             | 0  | 0 | 0     | 0   | 0  | 0 | 0             | 0     | 0   |      |     |
| TAOIST           | 0         | 0           | 0           | 0           | 0           | 0         | 0           | 0           | 0           | 0             | 0  | 0 | 0     | 0   | 0  | 0 | 0             | 0     | 0   |      |     |
| SHINTOIST        | 0         | 0           | 0           | 0           | 0           | 0         | 0           | 0           | 0           | 0             | 0  | 0 | 0     | 0   | 0  | 0 | 0             | 0     | 0   |      |     |
| SEVEN D AD       | 0         | 0           | 0           | 0           | 2           | 3         | 0           | 0           | 2           | 1             | 0  | 0 | 0     | 0   | 0  | 0 | 0             | 2     | 1   |      |     |
| JEHOVAH WT       | 0         | 0           | 1           | 1           | 1           | 2         | 0           | 0           | 2           | 1             | 0  | 0 | 0     | 0   | 0  | 0 | 0             | 2     | 1   |      |     |
| LATR DAY S       | 0         | 0           | 0           | 0           | 0           | 0         | 0           | 0           | 0           | 0             | 0  | 0 | 0     | 0   | 0  | 0 | 0             | 0     | 0   |      |     |
| QUAKER           | 0         | 0           | 0           | 0           | 0           | 0         | 0           | 0           | 0           | 0             | 0  | 0 | 0     | 0   | 0  | 0 | 0             | 0     | 0   |      |     |
| OTHER PROD       | 0         | 0           | 12          | 11          | 5           | 8         | 0           | 0           | 17          | 9             | 0  | 0 | 0     | 0   | 0  | 0 | 0             | 17    | 9   |      |     |
| NONE             | 3         | 75          | 22          | 21          | 10          | 17        | 3           | 33          | 38          | 21            | 0  | 0 | 0     | 0   | 0  | 0 | 0             | 38    | 21  |      |     |
| OTHER            | 1         | 25          | 11          | 10          | 2           | 3         | 0           | 0           | 14          | 8             | 0  | 0 | 0     | 0   | 0  | 0 | 0             | 14    | 8   |      |     |
| Total reported   | 4         | 100         | 107         | 100         | 60          | 100       | 9           | 100         | 180         | 100           | 0  | 0 | 2     | 100 | 0  | 0 | 2             | 100   | 182 | 100  |     |
| Percent reported | 100.0     |             | 98.2        |             | 98.4        |           | 100.0       |             | 98.4        |               | .0 |   | 100.0 |     | .0 |   | .0            | 100.0 |     | 98.4 |     |
| NOT RPTD         | 0         |             | 2           |             | 1           |           | 0           |             | 3           |               | 0  |   | 0     |     | 0  |   | 0             |       | 3   |      |     |
| Total            | 4         |             | 109         |             | 61          |           | 9           |             | 183         |               | 0  |   | 2     |     | 0  |   | 0             |       | 2   |      | 185 |

Georgia Department of Corrections

Page 15 Run 05/01/00 Office of Planning and Analysis

LIFE WITHOUT PAROLE Inmate statistical profile

Sample: ACTIVE PRISONERS EXCLUDING JAIL  
Active inmates 05/01/2000

Requestor: Statistics

Self-Rpt Family Behavior Patterns \* by current age & sex

| Family Behavior  | M E N       |             |             |             |             |             |             |             | W O M E N   |               |         |  |  |  |  |  | Grand Total % |
|------------------|-------------|-------------|-------------|-------------|-------------|-------------|-------------|-------------|-------------|---------------|---------|--|--|--|--|--|---------------|
|                  | Age 00-21 % | Age 22-39 % | Age 40-54 % | Age 55-99 % | Men Total % | Age 00-21 % | Age 22-39 % | Age 40-54 % | Age 55-99 % | Women Total % |         |  |  |  |  |  |               |
| CRIMINLTY        | 1 11        | 32 18       | 20 22       | 2 20        | 55 19       | 0 0         | 1 17        | 0 0         | 0 0         | 1 17          | 56 19   |  |  |  |  |  |               |
| ALCOHOLISM       | 2 22        | 24 14       | 15 17       | 1 10        | 42 15       | 0 0         | 1 17        | 0 0         | 0 0         | 1 17          | 43 15   |  |  |  |  |  |               |
| DRUG ABUSE       | 3 33        | 14 8        | 9 10        | 0 0         | 26 9        | 0 0         | 1 17        | 0 0         | 0 0         | 1 17          | 27 9    |  |  |  |  |  |               |
| DOMINERNG        | 0 0         | 1 1         | 0 0         | 0 0         | 1 0         | 0 0         | 1 17        | 0 0         | 0 0         | 1 17          | 2 1     |  |  |  |  |  |               |
| MIGRANT          | 0 0         | 2 1         | 1 1         | 0 0         | 3 1         | 0 0         | 0 0         | 0 0         | 0 0         | 0 0           | 3 1     |  |  |  |  |  |               |
| INFL BTGS        | 0 0         | 11 6        | 4 4         | 2 20        | 17 6        | 0 0         | 0 0         | 0 0         | 0 0         | 0 0           | 17 6    |  |  |  |  |  |               |
| PERMISSIVE       | 0 0         | 0 0         | 0 0         | 0 0         | 0 0         | 0 0         | 1 17        | 0 0         | 0 0         | 1 17          | 1 0     |  |  |  |  |  |               |
| FATH ABSNT       | 1 11        | 64 36       | 29 32       | 4 40        | 98 34       | 0 0         | 0 0         | 0 0         | 0 0         | 0 0           | 98 34   |  |  |  |  |  |               |
| MOTH ABSNT       | 2 22        | 25 14       | 11 12       | 1 10        | 39 14       | 0 0         | 0 0         | 0 0         | 0 0         | 0 0           | 39 13   |  |  |  |  |  |               |
| NONE             | 0 0         | 4 2         | 1 1         | 0 0         | 5 2         | 0 0         | 1 17        | 0 0         | 0 0         | 1 17          | 6 2     |  |  |  |  |  |               |
| Total reported   | 9 100       | 177 100     | 90 100      | 10 100      | 286 100     | 0 0         | 6 100       | 0 0         | 0 0         | 6 100         | 292 100 |  |  |  |  |  |               |
| Percent reported | 100.0       | 77.1        | 73.8        | 66.7        | 76.0        | .0          | 100.0       | .0          | .0          | 100.0         | 76.2    |  |  |  |  |  |               |
| OTHER            | 0           | 25          | 16          | 3           | 44          | 0           | 0           | 0           | 0           | 0             | 44      |  |  |  |  |  |               |
| Total            | 4           | 109         | 61          | 9           | 183         | 0           | 2           | 0           | 0           | 2             | 185     |  |  |  |  |  |               |

\* NOTE: SINCE THERE CAN BE UP TO FIVE BEHAVIOR CODES PER INMATE, THE NUMBER OF CASES REPORTED IN THE DETAIL LINES AND THE TOTAL REPORTED LINE MAY EXCEED THE TOTAL NUMBER OF CASES. IN SHORT, THIS TABLE COUNTS THE NUMBER OF BEHAVIOR PROBLEMS, NOT INMATES.

LIFE WITHOUT PAROLE Inmate statistical profile

Sample: ACTIVE PRISONERS EXCLUDING JAIL  
Active inmates 05/01/2000

Requestor: Statistics

Inmate Diagnostic Behavior Problem \* by current age & sex

| Diagnostic Problem | M E N       |             |             |             |             |             |             |             | W O M E N   |               |         |  |  |  |  |  | Grand Total % |
|--------------------|-------------|-------------|-------------|-------------|-------------|-------------|-------------|-------------|-------------|---------------|---------|--|--|--|--|--|---------------|
|                    | Age 00-21 % | Age 22-39 % | Age 40-54 % | Age 55-99 % | Men Total % | Age 00-21 % | Age 22-39 % | Age 40-54 % | Age 55-99 % | Women Total % |         |  |  |  |  |  |               |
| ALCOHOLIC          | 0 0         | 5 2         | 5 4         | 3 18        | 13 3        | 0 0         | 1 25        | 0 0         | 0 0         | 1 25          | 14 3    |  |  |  |  |  |               |
| ALCOH ABSE         | 2 15        | 22 9        | 11 9        | 1 6         | 36 9        | 0 0         | 0 0         | 0 0         | 0 0         | 0 0           | 36 9    |  |  |  |  |  |               |
| DRUG EXP           | 1 8         | 41 16       | 21 16       | 2 12        | 65 16       | 0 0         | 0 0         | 0 0         | 0 0         | 0 0           | 65 16   |  |  |  |  |  |               |
| DRUG ABSE          | 3 23        | 43 17       | 16 13       | 2 12        | 64 15       | 0 0         | 1 25        | 0 0         | 0 0         | 1 25          | 65 16   |  |  |  |  |  |               |
| NARC ADDCT         | 0 0         | 2 1         | 2 2         | 0 0         | 4 1         | 0 0         | 0 0         | 0 0         | 0 0         | 0 0           | 4 1     |  |  |  |  |  |               |
| EPILEPTIC          | 0 0         | 1 0         | 1 1         | 0 0         | 2 0         | 0 0         | 0 0         | 0 0         | 0 0         | 0 0           | 2 0     |  |  |  |  |  |               |
| MANIPULTVE         | 0 0         | 15 6        | 3 2         | 2 12        | 20 5        | 0 0         | 0 0         | 0 0         | 0 0         | 0 0           | 20 5    |  |  |  |  |  |               |
| ASSAULTIVE         | 4 31        | 84 33       | 46 36       | 6 35        | 140 34      | 0 0         | 2 50        | 0 0         | 0 0         | 2 50          | 142 34  |  |  |  |  |  |               |
| ESCAPE TEND        | 2 15        | 12 5        | 14 11       | 0 0         | 28 7        | 0 0         | 0 0         | 0 0         | 0 0         | 0 0           | 28 7    |  |  |  |  |  |               |
| SUICIDAL           | 1 8         | 14 5        | 4 3         | 0 0         | 19 5        | 0 0         | 0 0         | 0 0         | 0 0         | 0 0           | 19 5    |  |  |  |  |  |               |
| WITHDRAWN          | 0 0         | 1 0         | 0 0         | 0 0         | 1 0         | 0 0         | 0 0         | 0 0         | 0 0         | 0 0           | 1 0     |  |  |  |  |  |               |
| PR RLTY CT         | 0 0         | 2 1         | 2 2         | 0 0         | 4 1         | 0 0         | 0 0         | 0 0         | 0 0         | 0 0           | 4 1     |  |  |  |  |  |               |
| HOMOSEXUAL         | 0 0         | 0 0         | 0 0         | 0 0         | 0 0         | 0 0         | 0 0         | 0 0         | 0 0         | 0 0           | 0 0     |  |  |  |  |  |               |
| NONE               | 0 0         | 1 0         | 1 1         | 1 6         | 3 1         | 0 0         | 0 0         | 0 0         | 0 0         | 0 0           | 3 1     |  |  |  |  |  |               |
| OTHER              | 0 0         | 6 2         | 0 0         | 0 0         | 6 1         | 0 0         | 0 0         | 0 0         | 0 0         | 0 0           | 6 1     |  |  |  |  |  |               |
| NOT RPTD           | 0 0         | 5 2         | 2 2         | 0 0         | 7 2         | 0 0         | 0 0         | 0 0         | 0 0         | 0 0           | 7 2     |  |  |  |  |  |               |
| Total reported     | 13 100      | 255 100     | 128 100     | 17 100      | 413 100     | 0 0         | 4 100       | 0 0         | 0 0         | 4 100         | 417 100 |  |  |  |  |  |               |
| Percent reported   | 100.0       | 99.1        | 100.0       | 100.0       | 99.5        | .0          | 100.0       | .0          | .0          | 100.0         | 99.5    |  |  |  |  |  |               |
| UNKNOWN            | 0           | 1           | 0           | 0           | 1           | 0           | 0           | 0           | 0           | 0             | 1       |  |  |  |  |  |               |
| Total              | 4           | 109         | 61          | 9           | 183         | 0           | 2           | 0           | 0           | 2             | 185     |  |  |  |  |  |               |

\* NOTE: SINCE THERE CAN BE UP TO FIVE BEHAVIOR CODES PER INMATE, THE NUMBER OF CASES REPORTED IN THE DETAIL LINES AND THE TOTAL REPORTED LINE MAY EXCEED THE TOTAL NUMBER OF CASES. IN SHORT, THIS TABLE COUNTS THE NUMBER OF BEHAVIOR PROBLEMS, NOT INMATES.

Georgia Department of Corrections

Page 17 Run 05/01/00 Office of Planning and Analysis

LIFE WITHOUT PAROLE Inmate statistical profile

Sample: ACTIVE PRISONERS EXCLUDING JAIL  
Active inmates 05/01/2000

Requestor: Statistics

Physical Profile (General Condition) by current age & sex

| Physical Profile      | M E N       |             |             |             |       |     |             |             | W O M E N   |             |       |   |       |     |    |   | Grand Total % |   |       |     |      |     |
|-----------------------|-------------|-------------|-------------|-------------|-------|-----|-------------|-------------|-------------|-------------|-------|---|-------|-----|----|---|---------------|---|-------|-----|------|-----|
|                       | Age 00-21 % | Age 22-39 % | Age 40-54 % | Age 55-99 % | Men   |     | Age 00-21 % | Age 22-39 % | Age 40-54 % | Age 55-99 % | Women |   |       |     |    |   |               |   |       |     |      |     |
| NO LIMITATION         | 4           | 100         | 76          | 71          | 36    | 59  | 3           | 33          | 119         | 66          | 0     | 0 | 2     | 100 | 0  | 0 | 0             | 0 | 2     | 100 | 121  | 66  |
| DEFECT NO MAJOR LIMIT | 0           | 0           | 18          | 17          | 12    | 20  | 1           | 11          | 31          | 17          | 0     | 0 | 0     | 0   | 0  | 0 | 0             | 0 | 0     | 0   | 31   | 17  |
| DEFECT MAJOR LIMIT    | 0           | 0           | 13          | 12          | 13    | 21  | 5           | 56          | 31          | 17          | 0     | 0 | 0     | 0   | 0  | 0 | 0             | 0 | 0     | 0   | 31   | 17  |
| VERY MAJOR DEFECT     | 0           | 0           | 0           | 0           | 0     | 0   | 0           | 0           | 0           | 0           | 0     | 0 | 0     | 0   | 0  | 0 | 0             | 0 | 0     | 0   | 0    | 0   |
| Total reported        | 4           | 100         | 107         | 100         | 61    | 100 | 9           | 100         | 181         | 100         | 0     | 0 | 2     | 100 | 0  | 0 | 0             | 0 | 2     | 100 | 183  | 100 |
| Percent reported      | 100.0       |             | 98.2        |             | 100.0 |     | 100.0       |             | 98.9        |             | .0    |   | 100.0 |     | .0 |   | .0            |   | 100.0 |     | 98.9 |     |
| NOT REPORTED          | 0           |             | 2           |             | 0     |     | 0           |             | 2           |             | 0     |   | 0     |     | 0  |   | 0             |   | 0     |     | 2    |     |
| Total                 | 4           |             | 109         |             | 61    |     | 9           |             | 183         |             | 0     |   | 2     |     | 0  |   | 0             |   | 2     |     | 185  |     |

LIFE WITHOUT PAROLE Inmate statistical profile

Sample: ACTIVE PRISONERS EXCLUDING JAIL  
Active inmates 05/01/2000

Requestor: Statistics

Security Status by current age & sex

| Security         | M E N       |             |             |             |         |     |             |             | W O M E N   |             |       |       |       |       |         |     | Grand Total % |
|------------------|-------------|-------------|-------------|-------------|---------|-----|-------------|-------------|-------------|-------------|-------|-------|-------|-------|---------|-----|---------------|
|                  | Age 00-21 % | Age 22-39 % | Age 40-54 % | Age 55-99 % | Men     |     | Age 00-21 % | Age 22-39 % | Age 40-54 % | Age 55-99 % | Women |       |       |       |         |     |               |
| DIAG INCOM       | 0 0         | 0 0         | 0 0         | 0 0         | 0 0     | 0 0 | 0 0         | 0 0         | 0 0         | 0 0         | 0 0   | 0 0   | 0 0   | 0 0   | 0 0     | 0 0 |               |
| WRK RELEAS       | 0 0         | 0 0         | 0 0         | 0 0         | 0 0     | 0 0 | 0 0         | 0 0         | 0 0         | 0 0         | 0 0   | 0 0   | 0 0   | 0 0   | 0 0     | 0 0 |               |
| TRUSTY           | 0 0         | 0 0         | 0 0         | 0 0         | 0 0     | 0 0 | 0 0         | 0 0         | 0 0         | 0 0         | 0 0   | 0 0   | 0 0   | 0 0   | 0 0     | 0 0 |               |
| MINIMUM          | 0 0         | 1 1         | 0 0         | 0 0         | 0 0     | 1 1 | 0 0         | 0 0         | 0 0         | 0 0         | 0 0   | 0 0   | 0 0   | 0 0   | 0 0     | 1 1 |               |
| MEDIUM           | 1 25        | 22 20       | 18 30       | 5 56        | 46 25   | 0 0 | 1 50        | 0 0         | 0 0         | 0 0         | 0 0   | 1 50  | 0 0   | 1 50  | 47 25   |     |               |
| CLOSE            | 3 75        | 70 64       | 39 64       | 4 44        | 116 63  | 0 0 | 0 0         | 0 0         | 0 0         | 0 0         | 0 0   | 0 0   | 0 0   | 0 0   | 116 63  |     |               |
| MAXIMUM          | 0 0         | 14 13       | 4 7         | 0 0         | 18 10   | 0 0 | 1 50        | 0 0         | 0 0         | 0 0         | 0 0   | 1 50  | 0 0   | 1 50  | 19 10   |     |               |
| DIAGNOSTIC       | 0 0         | 2 2         | 0 0         | 0 0         | 2 1     | 0 0 | 0 0         | 0 0         | 0 0         | 0 0         | 0 0   | 0 0   | 0 0   | 0 0   | 2 1     |     |               |
| Total reported   | 4 100       | 109 100     | 61 100      | 9 100       | 183 100 | 0 0 | 2 100       | 0 0         | 0 0         | 0 0         | 0 0   | 2 100 | 0 0   | 2 100 | 185 100 |     |               |
| Percent reported | 100.0       | 100.0       | 100.0       | 100.0       | 100.0   | .0  | 100.0       | .0          | .0          | .0          | 100.0 | 100.0 | 100.0 | 100.0 | 100.0   |     |               |
| NOT RPTD         | 0           | 0           | 0           | 0           | 0       | 0   | 0           | 0           | 0           | 0           | 0     | 0     | 0     | 0     | 0       |     |               |
| Total            | 4           | 109         | 61          | 9           | 183     | 0   | 2           | 0           | 0           | 0           | 0     | 2     | 0     | 2     | 185     |     |               |

\* NOTE: BEGINNING IN JULY 1987, THE FACILITIES DIVISION NO LONGER CODED INMATES AS BEING WORK RELEASE

Georgia Department of Corrections

Page 19 Run 05/01/00 Office of Planning and Analysis

LIFE WITHOUT PAROLE Inmate statistical profile

Sample: ACTIVE PRISONERS EXCLUDING JAIL  
Active inmates 05/01/2000

Requestor: Statistics

Number Of Sentences by current age & sex

| Number Of Sentences | M E N       |             |             |             |             |             | W O M E N   |             |             |               |         |  | Grand Total % |
|---------------------|-------------|-------------|-------------|-------------|-------------|-------------|-------------|-------------|-------------|---------------|---------|--|---------------|
|                     | Age 00-21 % | Age 22-39 % | Age 40-54 % | Age 55-99 % | Men Total % | Age 00-21 % | Age 22-39 % | Age 40-54 % | Age 55-99 % | Women Total % |         |  |               |
| ONE                 | 0 0         | 14 13       | 7 11        | 2 22        | 23 13       | 0 0         | 0 0         | 0 0         | 0 0         | 0 0           | 23 12   |  |               |
| TWO                 | 0 0         | 19 17       | 12 20       | 3 33        | 34 19       | 0 0         | 1 50        | 0 0         | 0 0         | 1 50          | 35 19   |  |               |
| THREE               | 0 0         | 21 19       | 13 21       | 0 0         | 34 19       | 0 0         | 0 0         | 0 0         | 0 0         | 0 0           | 34 18   |  |               |
| FOUR                | 1 25        | 14 13       | 7 11        | 0 0         | 22 12       | 0 0         | 0 0         | 0 0         | 0 0         | 0 0           | 22 12   |  |               |
| FIVE                | 0 0         | 10 9        | 5 8         | 2 22        | 17 9        | 0 0         | 1 50        | 0 0         | 0 0         | 1 50          | 18 10   |  |               |
| MORE THAN FIVE      | 3 75        | 31 28       | 17 28       | 2 22        | 53 29       | 0 0         | 0 0         | 0 0         | 0 0         | 0 0           | 53 29   |  |               |
| Total reported      | 4 100       | 109 100     | 61 100      | 9 100       | 183 100     | 0 0         | 2 100       | 0 0         | 0 0         | 2 100         | 185 100 |  |               |
| Percent reported    | 100.0       | 100.0       | 100.0       | 100.0       | 100.0       | .0          | 100.0       | .0          | .0          | 100.0         | 100.0   |  |               |
| NOT REPORTED        | 0           | 0           | 0           | 0           | 0           | 0           | 0           | 0           | 0           | 0             | 0       |  |               |
| Total               | 4           | 109         | 61          | 9           | 183         | 0           | 2           | 0           | 0           | 2             | 185     |  |               |
| AVG NUM SENTENCES   | 6.25        | 4.66        | 4.54        | 3.44        | 4.60        | .00         | 3.50        | .00         | .00         | 3.50          | 4.58    |  |               |

Georgia Department of Corrections

Page 20 Run 05/01/00 Office of Planning and Analysis

LIFE WITHOUT PAROLE Inmate statistical profile

Sample: ACTIVE PRISONERS EXCLUDING JAIL  
Active inmates 05/01/2000

Requestor: Statistics

Number Of Disciplinarys by current age & sex

| Disciplinarys    | M E N       |             |             |             |             |             | W O M E N   |             |             |               |         |  | Grand Total % |
|------------------|-------------|-------------|-------------|-------------|-------------|-------------|-------------|-------------|-------------|---------------|---------|--|---------------|
|                  | Age 00-21 % | Age 22-39 % | Age 40-54 % | Age 55-99 % | Men Total % | Age 00-21 % | Age 22-39 % | Age 40-54 % | Age 55-99 % | Women Total % |         |  |               |
| ZERO             | 0 0         | 24 22       | 25 41       | 3 33        | 52 28       | 0 0         | 0 0         | 0 0         | 0 0         | 0 0           | 52 28   |  |               |
| ONE              | 0 0         | 15 14       | 13 21       | 3 33        | 31 17       | 0 0         | 0 0         | 0 0         | 0 0         | 0 0           | 31 17   |  |               |
| TWO              | 0 0         | 17 16       | 5 8         | 2 22        | 24 13       | 0 0         | 1 50        | 0 0         | 0 0         | 1 50          | 25 14   |  |               |
| THREE            | 1 25        | 12 11       | 5 8         | 0 0         | 18 10       | 0 0         | 0 0         | 0 0         | 0 0         | 0 0           | 18 10   |  |               |
| FOUR             | 1 25        | 8 7         | 7 11        | 0 0         | 16 9        | 0 0         | 1 50        | 0 0         | 0 0         | 1 50          | 17 9    |  |               |
| FIVE             | 0 0         | 3 3         | 0 0         | 0 0         | 3 2         | 0 0         | 0 0         | 0 0         | 0 0         | 0 0           | 3 2     |  |               |
| MORE THAN FIVE   | 2 50        | 30 28       | 6 10        | 1 11        | 39 21       | 0 0         | 0 0         | 0 0         | 0 0         | 0 0           | 39 21   |  |               |
| Total reported   | 4 100       | 109 100     | 61 100      | 9 100       | 183 100     | 0 0         | 2 100       | 0 0         | 0 0         | 2 100         | 185 100 |  |               |
| Percent reported | 100.0       | 100.0       | 100.0       | 100.0       | 100.0       | .0          | 100.0       | .0          | .0          | 100.0         | 100.0   |  |               |
| NOT REPORTED     | 0           | 0           | 0           | 0           | 0           | 0           | 0           | 0           | 0           | 0             | 0       |  |               |
| Total            | 4           | 109         | 61          | 9           | 183         | 0           | 2           | 0           | 0           | 2             | 185     |  |               |
| AVG NUM DISCIP   | 5.50        | 4.90        | 2.28        | 1.56        | 3.87        | .00         | 3.00        | .00         | .00         | 3.00          | 3.86    |  |               |

LIFE WITHOUT PAROLE Inmate statistical profile

Sample: ACTIVE PRISONERS EXCLUDING JAIL  
Active inmates 05/01/2000

Requestor: Statistics

Number Of Escapes by current age & sex

| Escapes          | Age   |     | M E N |     |       |     | Men   |     | W O M E N |     |       |   | Women | Grand |       |   |       |   |       |     |       |     |
|------------------|-------|-----|-------|-----|-------|-----|-------|-----|-----------|-----|-------|---|-------|-------|-------|---|-------|---|-------|-----|-------|-----|
|                  | 00-21 | %   | 22-39 | %   | 40-54 | %   | 55-99 | %   | Total     | %   | 00-21 | % | 22-39 | %     | 40-54 | % | 55-99 | % | Total | %   |       |     |
| ZERO             | 4     | 100 | 108   | 99  | 61    | 100 | 9     | 100 | 182       | 99  | 0     | 0 | 2     | 100   | 0     | 0 | 0     | 0 | 2     | 100 | 184   | 99  |
| ONE              | 0     | 0   | 1     | 1   | 0     | 0   | 0     | 0   | 1         | 1   | 0     | 0 | 0     | 0     | 0     | 0 | 0     | 0 | 0     | 0   | 1     | 1   |
| TWO              | 0     | 0   | 0     | 0   | 0     | 0   | 0     | 0   | 0         | 0   | 0     | 0 | 0     | 0     | 0     | 0 | 0     | 0 | 0     | 0   | 0     | 0   |
| THREE            | 0     | 0   | 0     | 0   | 0     | 0   | 0     | 0   | 0         | 0   | 0     | 0 | 0     | 0     | 0     | 0 | 0     | 0 | 0     | 0   | 0     | 0   |
| FOUR             | 0     | 0   | 0     | 0   | 0     | 0   | 0     | 0   | 0         | 0   | 0     | 0 | 0     | 0     | 0     | 0 | 0     | 0 | 0     | 0   | 0     | 0   |
| FIVE             | 0     | 0   | 0     | 0   | 0     | 0   | 0     | 0   | 0         | 0   | 0     | 0 | 0     | 0     | 0     | 0 | 0     | 0 | 0     | 0   | 0     | 0   |
| MORE THAN FIVE   | 0     | 0   | 0     | 0   | 0     | 0   | 0     | 0   | 0         | 0   | 0     | 0 | 0     | 0     | 0     | 0 | 0     | 0 | 0     | 0   | 0     | 0   |
| Total reported   | 4     | 100 | 109   | 100 | 61    | 100 | 9     | 100 | 183       | 100 | 0     | 0 | 2     | 100   | 0     | 0 | 0     | 0 | 2     | 100 | 185   | 100 |
| Percent reported | 100.0 |     | 100.0 |     | 100.0 |     | 100.0 |     | 100.0     |     | .0    |   | 100.0 |       | .0    |   | .0    |   | 100.0 |     | 100.0 |     |
| NOT REPORTED     | 0     |     | 0     |     | 0     |     | 0     |     | 0         |     | 0     |   | 0     |       | 0     |   | 0     |   | 0     |     | 0     |     |
| Total            | 4     |     | 109   |     | 61    |     | 9     |     | 183       |     | 0     |   | 2     |       | 0     |   | 0     |   | 2     |     | 185   |     |
| AVG NUM ESCAPES  | .00   |     | .01   |     | .00   |     | .00   |     | .01       |     | .00   |   | .00   |       | .00   |   | .00   |   | .00   |     | .01   |     |



LIFE WITHOUT PAROLE  
Sample: ACTIVE PRISONERS EXCLUDING JAIL Requestor: Statistics  
Active inmates 05/01/2000

Number Of Prior Georgia Incarcerations \* by current age & sex

| Prior Incarcerations | M E N       |             |             |             |             | W O M E N   |             |             |             |               | Grand Total % |
|----------------------|-------------|-------------|-------------|-------------|-------------|-------------|-------------|-------------|-------------|---------------|---------------|
|                      | Age 00-21 % | Age 22-39 % | Age 40-54 % | Age 55-99 % | Men Total % | Age 00-21 % | Age 22-39 % | Age 40-54 % | Age 55-99 % | Women Total % |               |
| ZERO                 | 4 100       | 64 59       | 25 41       | 4 44        | 97 53       | 0 0         | 2 100       | 0 0         | 0 0         | 2 100         | 99 54         |
| ONE                  | 0 0         | 20 18       | 11 18       | 4 44        | 35 19       | 0 0         | 0 0         | 0 0         | 0 0         | 0 0           | 35 19         |
| TWO                  | 0 0         | 12 11       | 8 13        | 0 0         | 20 11       | 0 0         | 0 0         | 0 0         | 0 0         | 0 0           | 20 11         |
| THREE                | 0 0         | 10 9        | 6 10        | 0 0         | 16 9        | 0 0         | 0 0         | 0 0         | 0 0         | 0 0           | 16 9          |
| FOUR                 | 0 0         | 2 2         | 6 10        | 0 0         | 8 4         | 0 0         | 0 0         | 0 0         | 0 0         | 0 0           | 8 4           |
| FIVE                 | 0 0         | 1 1         | 3 5         | 0 0         | 4 2         | 0 0         | 0 0         | 0 0         | 0 0         | 0 0           | 4 2           |
| MORE THAN FIVE       | 0 0         | 0 0         | 2 3         | 1 11        | 3 2         | 0 0         | 0 0         | 0 0         | 0 0         | 0 0           | 3 2           |
| Total reported       | 4 100       | 109 100     | 61 100      | 9 100       | 183 100     | 0 0         | 2 100       | 0 0         | 0 0         | 2 100         | 185 100       |
| Percent reported     | 100.0       | 100.0       | 100.0       | 100.0       | 100.0       | .0          | 100.0       | .0          | .0          | 100.0         | 100.0         |
| NOT REPORTED         | 0           | 0           | 0           | 0           | 0           | 0           | 0           | 0           | 0           | 0             | 0             |
| Total                | 4           | 109         | 61          | 9           | 183         | 0           | 2           | 0           | 0           | 2             | 185           |
| AVG # INCARCERATIONS | .00         | .80         | 1.64        | 1.11        | 1.08        | .00         | .00         | .00         | .00         | .00           | 1.06          |

\* This data counts a parole revocation on an existing sentence AS A prior incarceration. Also, this data counts, for any cohort of inmates, the total number of Georgia incarcerations the inmate has had during his entire criminal career. For example, if an inmate was admitted to prison first in FY72, and then re-admitted in FY79 and FY85, he had two prior incarcerations before the FY85 admission. This inmate's records show two prior incarcerations in all three of his records since he has had two prior incarcerations in his criminal career. If the cohort of FY72 admissions is selected for analysis, two prior incarcerations will be listed for this inmate even though in FY72, he had no prior incarcerations.

Georgia Department of Corrections

Page 23 Run 05/01/00 Office of Planning and Analysis

LIFE WITHOUT PAROLE Inmate statistical profile

Sample: ACTIVE PRISONERS EXCLUDING JAIL  
Active inmates 05/01/2000

Requestor: Statistics

Number Of Transfers by current age & sex

| Transfers         | M E N        |     |              |     |              |     | W O M E N    |     |              |     |              |   | Grand        |     |              |   |              |   |                |     |       |     |
|-------------------|--------------|-----|--------------|-----|--------------|-----|--------------|-----|--------------|-----|--------------|---|--------------|-----|--------------|---|--------------|---|----------------|-----|-------|-----|
|                   | Age<br>00-21 | %   | Age<br>22-39 | %   | Age<br>40-54 | %   | Age<br>55-99 | %   | Men<br>Total | %   | Age<br>00-21 | % | Age<br>22-39 | %   | Age<br>40-54 | % | Age<br>55-99 | % | Women<br>Total | %   | Total | %   |
| ZERO              | 0            | 0   | 4            | 4   | 0            | 0   | 0            | 0   | 4            | 2   | 0            | 0 | 1            | 50  | 0            | 0 | 0            | 0 | 1              | 50  | 5     | 3   |
| ONE               | 2            | 50  | 61           | 56  | 36           | 59  | 4            | 44  | 103          | 56  | 0            | 0 | 1            | 50  | 0            | 0 | 0            | 0 | 1              | 50  | 104   | 56  |
| TWO               | 1            | 25  | 28           | 26  | 16           | 26  | 2            | 22  | 47           | 26  | 0            | 0 | 0            | 0   | 0            | 0 | 0            | 0 | 0              | 0   | 47    | 25  |
| THREE             | 1            | 25  | 6            | 6   | 7            | 11  | 2            | 22  | 16           | 9   | 0            | 0 | 0            | 0   | 0            | 0 | 0            | 0 | 0              | 0   | 16    | 9   |
| FOUR              | 0            | 0   | 4            | 4   | 1            | 2   | 1            | 11  | 6            | 3   | 0            | 0 | 0            | 0   | 0            | 0 | 0            | 0 | 0              | 0   | 6     | 3   |
| FIVE              | 0            | 0   | 2            | 2   | 1            | 2   | 0            | 0   | 3            | 2   | 0            | 0 | 0            | 0   | 0            | 0 | 0            | 0 | 0              | 0   | 3     | 2   |
| MORE THAN FIVE    | 0            | 0   | 4            | 4   | 0            | 0   | 0            | 0   | 4            | 2   | 0            | 0 | 0            | 0   | 0            | 0 | 0            | 0 | 0              | 0   | 4     | 2   |
| Total reported    | 4            | 100 | 109          | 100 | 61           | 100 | 9            | 100 | 183          | 100 | 0            | 0 | 2            | 100 | 0            | 0 | 0            | 0 | 2              | 100 | 185   | 100 |
| Percent reported  | 100.0        |     | 100.0        |     | 100.0        |     | 100.0        |     | 100.0        |     | .0           |   | 100.0        |     | .0           |   | .0           |   | 100.0          |     | 100.0 |     |
| NOT REPORTED      | 0            |     | 0            |     | 0            |     | 0            |     | 0            |     | 0            |   | 0            |     | 0            |   | 0            |   | 0              |     | 0     |     |
| Total             | 4            |     | 109          |     | 61           |     | 9            |     | 183          |     | 0            |   | 2            |     | 0            |   | 0            |   | 2              |     | 185   |     |
| AVG NUM TRANSFERS | 1.75         |     | 1.71         |     | 1.61         |     | 2.00         |     | 1.69         |     | .00          |   | .50          |     | .00          |   | .00          |   | .50            |     | 1.68  |     |

Georgia Department of Corrections

Page 24 Run 05/01/00 Office of Planning and Analysis

LIFE WITHOUT PAROLE Inmate statistical profile

Sample: ACTIVE PRISONERS EXCLUDING JAIL  
Active inmates 05/01/2000

Requestor: Statistics

County Of Conviction by current age & sex

| County Of Conviction | M E N |    |     |   |     |   |     |    | W O M E N |   |     |   |     |   |     |   | Grand |   |       |   |
|----------------------|-------|----|-----|---|-----|---|-----|----|-----------|---|-----|---|-----|---|-----|---|-------|---|-------|---|
|                      | Age   | %  | Age | % | Age | % | Age | %  | Men       | % | Age | % | Age | % | Age | % | Women | % | Total | % |
| APPLING COUNTY       | 0     | 0  | 0   | 0 | 1   | 2 | 0   | 0  | 1         | 1 | 0   | 0 | 0   | 0 | 0   | 0 | 0     | 0 | 1     | 1 |
| ATKINSON COUNTY      | 0     | 0  | 0   | 0 | 0   | 0 | 1   | 11 | 1         | 1 | 0   | 0 | 0   | 0 | 0   | 0 | 0     | 0 | 1     | 1 |
| BACON COUNTY         | 0     | 0  | 0   | 0 | 1   | 2 | 0   | 0  | 1         | 1 | 0   | 0 | 0   | 0 | 0   | 0 | 0     | 0 | 1     | 1 |
| BAKER COUNTY         | 0     | 0  | 0   | 0 | 0   | 0 | 0   | 0  | 0         | 0 | 0   | 0 | 0   | 0 | 0   | 0 | 0     | 0 | 0     | 0 |
| BALDWIN COUNTY       | 0     | 0  | 1   | 1 | 2   | 3 | 0   | 0  | 3         | 2 | 0   | 0 | 0   | 0 | 0   | 0 | 0     | 0 | 3     | 2 |
| BANKS COUNTY         | 0     | 0  | 0   | 0 | 1   | 2 | 0   | 0  | 1         | 1 | 0   | 0 | 0   | 0 | 0   | 0 | 0     | 0 | 1     | 1 |
| BARROW COUNTY        | 0     | 0  | 1   | 1 | 1   | 2 | 0   | 0  | 2         | 1 | 0   | 0 | 0   | 0 | 0   | 0 | 0     | 0 | 2     | 1 |
| BARTOW COUNTY        | 0     | 0  | 0   | 0 | 1   | 2 | 0   | 0  | 1         | 1 | 0   | 0 | 0   | 0 | 0   | 0 | 0     | 0 | 1     | 1 |
| BEN HILL COUNTY      | 0     | 0  | 0   | 0 | 0   | 0 | 0   | 0  | 0         | 0 | 0   | 0 | 0   | 0 | 0   | 0 | 0     | 0 | 0     | 0 |
| BERRIEN COUNTY       | 0     | 0  | 0   | 0 | 0   | 0 | 0   | 0  | 0         | 0 | 0   | 0 | 0   | 0 | 0   | 0 | 0     | 0 | 0     | 0 |
| BIBB COUNTY          | 0     | 0  | 4   | 4 | 1   | 2 | 0   | 0  | 5         | 3 | 0   | 0 | 0   | 0 | 0   | 0 | 0     | 0 | 5     | 3 |
| BLECKLEY COUNTY      | 0     | 0  | 1   | 1 | 0   | 0 | 0   | 0  | 1         | 1 | 0   | 0 | 0   | 0 | 0   | 0 | 0     | 0 | 1     | 1 |
| BRANTLEY COUNTY      | 0     | 0  | 0   | 0 | 1   | 2 | 0   | 0  | 1         | 1 | 0   | 0 | 0   | 0 | 0   | 0 | 0     | 0 | 1     | 1 |
| BROOKS COUNTY        | 0     | 0  | 1   | 1 | 0   | 0 | 0   | 0  | 1         | 1 | 0   | 0 | 0   | 0 | 0   | 0 | 0     | 0 | 1     | 1 |
| BRYAN COUNTY         | 0     | 0  | 0   | 0 | 0   | 0 | 0   | 0  | 0         | 0 | 0   | 0 | 0   | 0 | 0   | 0 | 0     | 0 | 0     | 0 |
| BULLOCH COUNTY       | 0     | 0  | 0   | 0 | 0   | 0 | 0   | 0  | 0         | 0 | 0   | 0 | 0   | 0 | 0   | 0 | 0     | 0 | 0     | 0 |
| BURKE COUNTY         | 1     | 25 | 2   | 2 | 0   | 0 | 0   | 0  | 3         | 2 | 0   | 0 | 0   | 0 | 0   | 0 | 0     | 0 | 3     | 2 |
| BUTTS COUNTY         | 0     | 0  | 0   | 0 | 0   | 0 | 1   | 11 | 1         | 1 | 0   | 0 | 0   | 0 | 0   | 0 | 0     | 0 | 1     | 1 |
| CALHOUN COUNTY       | 0     | 0  | 0   | 0 | 0   | 0 | 0   | 0  | 0         | 0 | 0   | 0 | 0   | 0 | 0   | 0 | 0     | 0 | 0     | 0 |
| CAMDEN COUNTY        | 0     | 0  | 0   | 0 | 1   | 2 | 0   | 0  | 1         | 1 | 0   | 0 | 0   | 0 | 0   | 0 | 0     | 0 | 1     | 1 |
| CANDLER COUNTY       | 0     | 0  | 0   | 0 | 0   | 0 | 0   | 0  | 0         | 0 | 0   | 0 | 0   | 0 | 0   | 0 | 0     | 0 | 0     | 0 |
| CARROLL COUNTY       | 0     | 0  | 1   | 1 | 0   | 0 | 0   | 0  | 1         | 1 | 0   | 0 | 0   | 0 | 0   | 0 | 0     | 0 | 1     | 1 |
| CATOOSA COUNTY       | 0     | 0  | 0   | 0 | 0   | 0 | 0   | 0  | 0         | 0 | 0   | 0 | 0   | 0 | 0   | 0 | 0     | 0 | 0     | 0 |
| CHARLTON COUNTY      | 0     | 0  | 0   | 0 | 0   | 0 | 0   | 0  | 0         | 0 | 0   | 0 | 0   | 0 | 0   | 0 | 0     | 0 | 0     | 0 |
| CHATHAM COUNTY       | 0     | 0  | 7   | 6 | 0   | 0 | 0   | 0  | 7         | 4 | 0   | 0 | 0   | 0 | 0   | 0 | 0     | 0 | 7     | 4 |
| CHATTAHOOCHEE COUNTY | 0     | 0  | 0   | 0 | 0   | 0 | 0   | 0  | 0         | 0 | 0   | 0 | 0   | 0 | 0   | 0 | 0     | 0 | 0     | 0 |
| CHATTOOGA COUNTY     | 0     | 0  | 1   | 1 | 0   | 0 | 0   | 0  | 1         | 1 | 0   | 0 | 0   | 0 | 0   | 0 | 0     | 0 | 1     | 1 |
| CHEROKEE COUNTY      | 0     | 0  | 1   | 1 | 1   | 2 | 0   | 0  | 2         | 1 | 0   | 0 | 0   | 0 | 0   | 0 | 0     | 0 | 2     | 1 |
| CLARKE COUNTY        | 0     | 0  | 4   | 4 | 3   | 5 | 0   | 0  | 7         | 4 | 0   | 0 | 0   | 0 | 0   | 0 | 0     | 0 | 7     | 4 |
| CLAY COUNTY          | 0     | 0  | 0   | 0 | 0   | 0 | 0   | 0  | 0         | 0 | 0   | 0 | 0   | 0 | 0   | 0 | 0     | 0 | 0     | 0 |
| CLAYTON COUNTY       | 0     | 0  | 3   | 3 | 2   | 3 | 0   | 0  | 5         | 3 | 0   | 0 | 0   | 0 | 0   | 0 | 0     | 0 | 5     | 3 |
| CLINCH COUNTY        | 0     | 0  | 0   | 0 | 0   | 0 | 0   | 0  | 0         | 0 | 0   | 0 | 0   | 0 | 0   | 0 | 0     | 0 | 0     | 0 |
| COBB COUNTY          | 0     | 0  | 1   | 1 | 1   | 2 | 0   | 0  | 2         | 1 | 0   | 0 | 0   | 0 | 0   | 0 | 0     | 0 | 2     | 1 |
| COFFEE COUNTY        | 0     | 0  | 1   | 1 | 0   | 0 | 0   | 0  | 1         | 1 | 0   | 0 | 0   | 0 | 0   | 0 | 0     | 0 | 1     | 1 |
| COLQUITT COUNTY      | 1     | 25 | 0   | 0 | 1   | 2 | 0   | 0  | 2         | 1 | 0   | 0 | 0   | 0 | 0   | 0 | 0     | 0 | 2     | 1 |
| COLUMBIA COUNTY      | 0     | 0  | 1   | 1 | 1   | 2 | 0   | 0  | 2         | 1 | 0   | 0 | 0   | 0 | 0   | 0 | 0     | 0 | 2     | 1 |

(continued)

LIFE WITHOUT PAROLE Inmate statistical profile

Sample: ACTIVE PRISONERS EXCLUDING JAIL  
Active inmates 05/01/2000

Requestor: Statistics

County Of Conviction by current age & sex (CONTINUED)

| County Of Conviction | Age   |    | M E N |    |       |   | Men   |    | W O M E N |   |       |   | Women |   | Grand |   |       |   |       |    |
|----------------------|-------|----|-------|----|-------|---|-------|----|-----------|---|-------|---|-------|---|-------|---|-------|---|-------|----|
|                      | 00-21 | %  | 22-39 | %  | 40-54 | % | 55-99 | %  | Total     | % | 00-21 | % | 22-39 | % | 40-54 | % | 55-99 | % | Total | %  |
| COOK COUNTY          | 0     | 0  | 0     | 0  | 0     | 0 | 0     | 0  | 0         | 0 | 0     | 0 | 0     | 0 | 0     | 0 | 0     | 0 | 0     | 0  |
| COWETA COUNTY        | 0     | 0  | 0     | 0  | 0     | 0 | 0     | 0  | 0         | 0 | 0     | 0 | 0     | 0 | 0     | 0 | 0     | 0 | 0     | 0  |
| CRAWFORD COUNTY      | 0     | 0  | 0     | 0  | 0     | 0 | 0     | 0  | 0         | 0 | 0     | 0 | 0     | 0 | 0     | 0 | 0     | 0 | 0     | 0  |
| CRISP COUNTY         | 0     | 0  | 1     | 1  | 0     | 0 | 0     | 0  | 1         | 1 | 0     | 0 | 0     | 0 | 0     | 0 | 0     | 0 | 0     | 1  |
| DADE COUNTY          | 0     | 0  | 1     | 1  | 0     | 0 | 0     | 0  | 1         | 1 | 0     | 0 | 0     | 0 | 0     | 0 | 0     | 0 | 0     | 1  |
| DAWSON COUNTY        | 0     | 0  | 0     | 0  | 0     | 0 | 0     | 0  | 0         | 0 | 0     | 0 | 0     | 0 | 0     | 0 | 0     | 0 | 0     | 0  |
| DECATUR COUNTY       | 0     | 0  | 0     | 0  | 1     | 2 | 0     | 0  | 1         | 1 | 0     | 0 | 0     | 0 | 0     | 0 | 0     | 0 | 0     | 1  |
| DEKALB COUNTY        | 0     | 0  | 11    | 10 | 4     | 7 | 2     | 22 | 17        | 9 | 0     | 0 | 0     | 0 | 0     | 0 | 0     | 0 | 0     | 17 |
| DODGE COUNTY         | 1     | 25 | 0     | 0  | 0     | 0 | 0     | 0  | 1         | 1 | 0     | 0 | 0     | 0 | 0     | 0 | 0     | 0 | 0     | 1  |
| DOOLY COUNTY         | 0     | 0  | 0     | 0  | 0     | 0 | 0     | 0  | 0         | 0 | 0     | 0 | 0     | 0 | 0     | 0 | 0     | 0 | 0     | 0  |
| DOUGHERTY COUNTY     | 0     | 0  | 2     | 2  | 1     | 2 | 0     | 0  | 3         | 2 | 0     | 0 | 0     | 0 | 0     | 0 | 0     | 0 | 0     | 3  |
| DOUGLAS COUNTY       | 0     | 0  | 4     | 4  | 1     | 2 | 0     | 0  | 5         | 3 | 0     | 0 | 0     | 0 | 0     | 0 | 0     | 0 | 0     | 5  |
| EARLY COUNTY         | 0     | 0  | 0     | 0  | 0     | 0 | 0     | 0  | 0         | 0 | 0     | 0 | 0     | 0 | 0     | 0 | 0     | 0 | 0     | 0  |
| ECHOLS COUNTY        | 0     | 0  | 0     | 0  | 0     | 0 | 0     | 0  | 0         | 0 | 0     | 0 | 0     | 0 | 0     | 0 | 0     | 0 | 0     | 0  |
| EFFINGHAM COUNTY     | 0     | 0  | 0     | 0  | 0     | 0 | 0     | 0  | 0         | 0 | 0     | 0 | 0     | 0 | 0     | 0 | 0     | 0 | 0     | 0  |
| ELBERT COUNTY        | 0     | 0  | 0     | 0  | 0     | 0 | 1     | 11 | 1         | 1 | 0     | 0 | 0     | 0 | 0     | 0 | 0     | 0 | 0     | 1  |
| EMANUEL COUNTY       | 0     | 0  | 1     | 1  | 0     | 0 | 0     | 0  | 1         | 1 | 0     | 0 | 0     | 0 | 0     | 0 | 0     | 0 | 0     | 1  |
| EVANS COUNTY         | 0     | 0  | 0     | 0  | 0     | 0 | 0     | 0  | 0         | 0 | 0     | 0 | 0     | 0 | 0     | 0 | 0     | 0 | 0     | 0  |
| FANNIN COUNTY        | 0     | 0  | 0     | 0  | 0     | 0 | 0     | 0  | 0         | 0 | 0     | 0 | 0     | 0 | 0     | 0 | 0     | 0 | 0     | 0  |
| FAYETTE COUNTY       | 0     | 0  | 1     | 1  | 1     | 2 | 0     | 0  | 2         | 1 | 0     | 0 | 0     | 0 | 0     | 0 | 0     | 0 | 0     | 2  |
| FLOYD COUNTY         | 0     | 0  | 4     | 4  | 0     | 0 | 0     | 0  | 4         | 2 | 0     | 0 | 0     | 0 | 0     | 0 | 0     | 0 | 0     | 4  |
| FORSYTH COUNTY       | 0     | 0  | 0     | 0  | 1     | 2 | 0     | 0  | 1         | 1 | 0     | 0 | 0     | 0 | 0     | 0 | 0     | 0 | 0     | 1  |
| FRANKLIN COUNTY      | 0     | 0  | 0     | 0  | 0     | 0 | 0     | 0  | 0         | 0 | 0     | 0 | 0     | 0 | 0     | 0 | 0     | 0 | 0     | 0  |
| FULTON COUNTY        | 0     | 0  | 5     | 5  | 5     | 8 | 0     | 0  | 10        | 5 | 0     | 0 | 0     | 0 | 0     | 0 | 0     | 0 | 0     | 10 |
| GILMER COUNTY        | 0     | 0  | 1     | 1  | 0     | 0 | 0     | 0  | 1         | 1 | 0     | 0 | 0     | 0 | 0     | 0 | 0     | 0 | 0     | 1  |
| GLASCOCK COUNTY      | 0     | 0  | 0     | 0  | 0     | 0 | 0     | 0  | 0         | 0 | 0     | 0 | 0     | 0 | 0     | 0 | 0     | 0 | 0     | 0  |
| GLYNN COUNTY         | 0     | 0  | 4     | 4  | 2     | 3 | 1     | 11 | 7         | 4 | 0     | 0 | 0     | 0 | 0     | 0 | 0     | 0 | 0     | 7  |
| GORDON COUNTY        | 0     | 0  | 0     | 0  | 0     | 0 | 1     | 11 | 1         | 1 | 0     | 0 | 0     | 0 | 0     | 0 | 0     | 0 | 0     | 1  |
| GRADY COUNTY         | 0     | 0  | 0     | 0  | 0     | 0 | 0     | 0  | 0         | 0 | 0     | 0 | 0     | 0 | 0     | 0 | 0     | 0 | 0     | 0  |
| GREENE COUNTY        | 0     | 0  | 1     | 1  | 0     | 0 | 0     | 0  | 1         | 1 | 0     | 0 | 0     | 0 | 0     | 0 | 0     | 0 | 0     | 1  |
| GWINNETT COUNTY      | 0     | 0  | 0     | 0  | 0     | 0 | 0     | 0  | 0         | 0 | 0     | 0 | 0     | 0 | 0     | 0 | 0     | 0 | 0     | 0  |
| HABERSHAM COUNTY     | 0     | 0  | 1     | 1  | 0     | 0 | 0     | 0  | 1         | 1 | 0     | 0 | 0     | 0 | 0     | 0 | 0     | 0 | 0     | 1  |
| HALL COUNTY          | 0     | 0  | 2     | 2  | 0     | 0 | 0     | 0  | 2         | 1 | 0     | 0 | 0     | 0 | 0     | 0 | 0     | 0 | 0     | 2  |
| HANCOCK COUNTY       | 0     | 0  | 0     | 0  | 0     | 0 | 0     | 0  | 0         | 0 | 0     | 0 | 0     | 0 | 0     | 0 | 0     | 0 | 0     | 0  |
| HARALSON COUNTY      | 0     | 0  | 0     | 0  | 0     | 0 | 0     | 0  | 0         | 0 | 0     | 0 | 0     | 0 | 0     | 0 | 0     | 0 | 0     | 0  |

(continued)

LIFE WITHOUT PAROLE Inmate statistical profile

Sample: ACTIVE PRISONERS EXCLUDING JAIL Requestor: Statistics  
Active inmates 05/01/2000

County Of Conviction by current age & sex (CONTINUED)

| County Of Conviction | M E N     |   |           |   |           |   |           |   | W O M E N |   |           |   |           |   |           |   | Grand Total | % |           |   |             |   |
|----------------------|-----------|---|-----------|---|-----------|---|-----------|---|-----------|---|-----------|---|-----------|---|-----------|---|-------------|---|-----------|---|-------------|---|
|                      | Age 00-21 | % | Age 22-39 | % | Age 40-54 | % | Age 55-99 | % | Men Total | % | Age 00-21 | % | Age 22-39 | % | Age 40-54 | % |             |   | Age 55-99 | % | Women Total | % |
| HARRIS COUNTY        | 0         | 0 | 0         | 0 | 0         | 0 | 0         | 0 | 0         | 0 | 0         | 0 | 0         | 0 | 0         | 0 | 0           | 0 | 0         | 0 | 0           |   |
| HART COUNTY          | 0         | 0 | 1         | 1 | 0         | 0 | 0         | 0 | 1         | 1 | 0         | 0 | 0         | 0 | 0         | 0 | 0           | 0 | 0         | 0 | 1           | 1 |
| HEARD COUNTY         | 0         | 0 | 0         | 0 | 0         | 0 | 0         | 0 | 0         | 0 | 0         | 0 | 0         | 0 | 0         | 0 | 0           | 0 | 0         | 0 | 0           | 0 |
| HENRY COUNTY         | 0         | 0 | 3         | 3 | 0         | 0 | 0         | 0 | 3         | 2 | 0         | 0 | 0         | 0 | 0         | 0 | 0           | 0 | 0         | 0 | 3           | 2 |
| HOUSTON COUNTY       | 0         | 0 | 2         | 2 | 2         | 3 | 0         | 0 | 4         | 2 | 0         | 0 | 0         | 0 | 0         | 0 | 0           | 0 | 0         | 0 | 4           | 2 |
| IRWIN COUNTY         | 0         | 0 | 0         | 0 | 0         | 0 | 0         | 0 | 0         | 0 | 0         | 0 | 0         | 0 | 0         | 0 | 0           | 0 | 0         | 0 | 0           | 0 |
| JACKSON COUNTY       | 0         | 0 | 0         | 0 | 0         | 0 | 0         | 0 | 0         | 0 | 0         | 0 | 0         | 0 | 0         | 0 | 0           | 0 | 0         | 0 | 0           | 0 |
| JASPER COUNTY        | 0         | 0 | 1         | 1 | 0         | 0 | 0         | 0 | 1         | 1 | 0         | 0 | 0         | 0 | 0         | 0 | 0           | 0 | 0         | 0 | 1           | 1 |
| JEFF DAVIS COUNTY    | 0         | 0 | 0         | 0 | 0         | 0 | 0         | 0 | 0         | 0 | 0         | 0 | 0         | 0 | 0         | 0 | 0           | 0 | 0         | 0 | 0           | 0 |
| JEFFERSON COUNTY     | 0         | 0 | 0         | 0 | 0         | 0 | 0         | 0 | 0         | 0 | 0         | 0 | 0         | 0 | 0         | 0 | 0           | 0 | 0         | 0 | 0           | 0 |
| JENKINS COUNTY       | 0         | 0 | 0         | 0 | 0         | 0 | 0         | 0 | 0         | 0 | 0         | 0 | 0         | 0 | 0         | 0 | 0           | 0 | 0         | 0 | 0           | 0 |
| JOHNSON COUNTY       | 0         | 0 | 0         | 0 | 0         | 0 | 0         | 0 | 0         | 0 | 0         | 0 | 0         | 0 | 0         | 0 | 0           | 0 | 0         | 0 | 0           | 0 |
| JONES COUNTY         | 0         | 0 | 0         | 0 | 0         | 0 | 0         | 0 | 0         | 0 | 0         | 0 | 0         | 0 | 0         | 0 | 0           | 0 | 0         | 0 | 0           | 0 |
| LAMAR COUNTY         | 0         | 0 | 0         | 0 | 0         | 0 | 0         | 0 | 0         | 0 | 0         | 0 | 0         | 0 | 0         | 0 | 0           | 0 | 0         | 0 | 0           | 0 |
| LANIER COUNTY        | 0         | 0 | 0         | 0 | 0         | 0 | 0         | 0 | 0         | 0 | 0         | 0 | 0         | 0 | 0         | 0 | 0           | 0 | 0         | 0 | 0           | 0 |
| LAURENS COUNTY       | 0         | 0 | 0         | 0 | 0         | 0 | 0         | 0 | 0         | 0 | 0         | 0 | 0         | 0 | 0         | 0 | 0           | 0 | 0         | 0 | 0           | 0 |
| LEE COUNTY           | 0         | 0 | 0         | 0 | 0         | 0 | 0         | 0 | 0         | 0 | 0         | 0 | 0         | 0 | 0         | 0 | 0           | 0 | 0         | 0 | 0           | 0 |
| LIBERTY COUNTY       | 0         | 0 | 1         | 1 | 1         | 2 | 0         | 0 | 2         | 1 | 0         | 0 | 0         | 0 | 0         | 0 | 0           | 0 | 0         | 0 | 2           | 1 |
| LINCOLN COUNTY       | 0         | 0 | 0         | 0 | 0         | 0 | 0         | 0 | 0         | 0 | 0         | 0 | 0         | 0 | 0         | 0 | 0           | 0 | 0         | 0 | 0           | 0 |
| LONG COUNTY          | 0         | 0 | 2         | 2 | 0         | 0 | 0         | 0 | 2         | 1 | 0         | 0 | 0         | 0 | 0         | 0 | 0           | 0 | 0         | 0 | 2           | 1 |
| LOWNDES COUNTY       | 0         | 0 | 1         | 1 | 0         | 0 | 0         | 0 | 1         | 1 | 0         | 0 | 0         | 0 | 0         | 0 | 0           | 0 | 0         | 0 | 1           | 1 |
| LUMPKIN COUNTY       | 0         | 0 | 0         | 0 | 0         | 0 | 0         | 0 | 0         | 0 | 0         | 0 | 0         | 0 | 0         | 0 | 0           | 0 | 0         | 0 | 0           | 0 |
| MACON COUNTY         | 0         | 0 | 0         | 0 | 0         | 0 | 0         | 0 | 0         | 0 | 0         | 0 | 0         | 0 | 0         | 0 | 0           | 0 | 0         | 0 | 0           | 0 |
| MADISON COUNTY       | 0         | 0 | 0         | 0 | 0         | 0 | 0         | 0 | 0         | 0 | 0         | 0 | 0         | 0 | 0         | 0 | 0           | 0 | 0         | 0 | 0           | 0 |
| MARION COUNTY        | 0         | 0 | 1         | 1 | 0         | 0 | 0         | 0 | 1         | 1 | 0         | 0 | 0         | 0 | 0         | 0 | 0           | 0 | 0         | 0 | 1           | 1 |
| MCDUFFIE COUNTY      | 0         | 0 | 0         | 0 | 0         | 0 | 0         | 0 | 0         | 0 | 0         | 0 | 0         | 0 | 0         | 0 | 0           | 0 | 0         | 0 | 0           | 0 |
| MCINTOSH COUNTY      | 0         | 0 | 1         | 1 | 0         | 0 | 0         | 0 | 1         | 1 | 0         | 0 | 0         | 0 | 0         | 0 | 0           | 0 | 0         | 0 | 1           | 1 |
| MERIWETHER COUNTY    | 0         | 0 | 0         | 0 | 0         | 0 | 0         | 0 | 0         | 0 | 0         | 0 | 0         | 0 | 0         | 0 | 0           | 0 | 0         | 0 | 0           | 0 |
| MILLER COUNTY        | 0         | 0 | 0         | 0 | 0         | 0 | 0         | 0 | 0         | 0 | 0         | 0 | 0         | 0 | 0         | 0 | 0           | 0 | 0         | 0 | 0           | 0 |
| MITCHELL COUNTY      | 0         | 0 | 0         | 0 | 0         | 0 | 0         | 0 | 0         | 0 | 0         | 0 | 0         | 0 | 0         | 0 | 0           | 0 | 0         | 0 | 0           | 0 |
| MONROE COUNTY        | 0         | 0 | 0         | 0 | 1         | 2 | 0         | 0 | 1         | 1 | 0         | 0 | 0         | 0 | 0         | 0 | 0           | 0 | 0         | 0 | 1           | 1 |
| MONTGOMERY COUNTY    | 0         | 0 | 0         | 0 | 0         | 0 | 0         | 0 | 0         | 0 | 0         | 0 | 0         | 0 | 0         | 0 | 0           | 0 | 0         | 0 | 0           | 0 |
| MORGAN COUNTY        | 0         | 0 | 0         | 0 | 0         | 0 | 0         | 0 | 0         | 0 | 0         | 0 | 0         | 0 | 0         | 0 | 0           | 0 | 0         | 0 | 0           | 0 |
| MURRAY COUNTY        | 0         | 0 | 0         | 0 | 0         | 0 | 0         | 0 | 0         | 0 | 0         | 0 | 0         | 0 | 0         | 0 | 0           | 0 | 0         | 0 | 0           | 0 |
| MUSCOGEE COUNTY      | 0         | 0 | 4         | 4 | 3         | 5 | 0         | 0 | 7         | 4 | 0         | 0 | 0         | 0 | 0         | 0 | 0           | 0 | 0         | 7 | 4           |   |

(continued)

LIFE WITHOUT PAROLE Inmate statistical profile

Sample: ACTIVE PRISONERS EXCLUDING JAIL Requestor: Statistics  
Active inmates 05/01/2000

County Of Conviction by current age & sex (CONTINUED)

| County Of Conviction | M E N |     |       |     |       |     |       |     | W O M E N |     |       |     |       |       |       |       | Grand |   |       |    |    |   |
|----------------------|-------|-----|-------|-----|-------|-----|-------|-----|-----------|-----|-------|-----|-------|-------|-------|-------|-------|---|-------|----|----|---|
|                      | Age   | Age | Age   | Age | Age   | Men | Men   | Age | Age       | Age | Age   | Age | Age   | Women | Women | Total | %     |   |       |    |    |   |
|                      | 00-21 | %   | 22-39 | %   | 40-54 | %   | 55-99 | %   | Total     | %   | 00-21 | %   | 22-39 | %     | 40-54 | %     | 55-99 | % | Total | %  |    |   |
| NEWTON COUNTY        | 0     | 0   | 1     | 1   | 0     | 0   | 0     | 0   | 1         | 1   | 0     | 0   | 0     | 0     | 0     | 0     | 0     | 0 | 0     | 1  | 1  |   |
| OCONEE COUNTY        | 0     | 0   | 0     | 0   | 0     | 0   | 0     | 0   | 0         | 0   | 0     | 0   | 0     | 0     | 0     | 0     | 0     | 0 | 0     | 0  | 0  |   |
| OGLETHORPE COUNTY    | 0     | 0   | 1     | 1   | 0     | 0   | 0     | 0   | 1         | 1   | 0     | 0   | 0     | 0     | 0     | 0     | 0     | 0 | 0     | 1  | 1  |   |
| PAULDING COUNTY      | 0     | 0   | 0     | 0   | 1     | 2   | 0     | 0   | 1         | 1   | 0     | 0   | 0     | 0     | 0     | 0     | 0     | 0 | 0     | 1  | 1  |   |
| PEACH COUNTY         | 0     | 0   | 0     | 0   | 0     | 0   | 0     | 0   | 0         | 0   | 0     | 0   | 0     | 0     | 0     | 0     | 0     | 0 | 0     | 0  | 0  |   |
| PICKENS COUNTY       | 0     | 0   | 0     | 0   | 0     | 0   | 0     | 0   | 0         | 0   | 0     | 0   | 0     | 0     | 0     | 0     | 0     | 0 | 0     | 0  | 0  |   |
| PIERCE COUNTY        | 0     | 0   | 0     | 0   | 0     | 0   | 0     | 0   | 0         | 0   | 0     | 0   | 0     | 0     | 0     | 0     | 0     | 0 | 0     | 0  | 0  |   |
| PIKE COUNTY          | 0     | 0   | 0     | 0   | 1     | 2   | 0     | 0   | 1         | 1   | 0     | 0   | 0     | 0     | 0     | 0     | 0     | 0 | 0     | 1  | 1  |   |
| POLK COUNTY          | 0     | 0   | 0     | 0   | 0     | 0   | 0     | 0   | 0         | 0   | 0     | 0   | 0     | 0     | 0     | 0     | 0     | 0 | 0     | 0  | 0  |   |
| PULASKI COUNTY       | 0     | 0   | 0     | 0   | 0     | 0   | 0     | 0   | 0         | 0   | 0     | 0   | 0     | 0     | 0     | 0     | 0     | 0 | 0     | 0  | 0  |   |
| PUTNAM COUNTY        | 0     | 0   | 3     | 3   | 1     | 2   | 0     | 0   | 4         | 2   | 0     | 0   | 0     | 0     | 0     | 0     | 0     | 0 | 0     | 4  | 2  |   |
| QUITMAN COUNTY       | 0     | 0   | 0     | 0   | 0     | 0   | 0     | 0   | 0         | 0   | 0     | 0   | 0     | 0     | 0     | 0     | 0     | 0 | 0     | 0  | 0  |   |
| RABUN COUNTY         | 0     | 0   | 0     | 0   | 0     | 0   | 0     | 0   | 0         | 0   | 0     | 0   | 0     | 0     | 0     | 0     | 0     | 0 | 0     | 0  | 0  |   |
| RANDOLPH COUNTY      | 0     | 0   | 0     | 0   | 0     | 0   | 0     | 0   | 0         | 0   | 0     | 0   | 0     | 0     | 0     | 0     | 0     | 0 | 0     | 0  | 0  |   |
| RICHMOND COUNTY      | 1     | 25  | 4     | 4   | 4     | 7   | 0     | 0   | 9         | 5   | 0     | 0   | 1     | 50    | 0     | 0     | 0     | 0 | 1     | 50 | 10 | 5 |
| ROCKDALE COUNTY      | 0     | 0   | 2     | 2   | 1     | 2   | 0     | 0   | 3         | 2   | 0     | 0   | 0     | 0     | 0     | 0     | 0     | 0 | 0     | 3  | 2  |   |
| SCHLEY COUNTY        | 0     | 0   | 0     | 0   | 0     | 0   | 0     | 0   | 0         | 0   | 0     | 0   | 0     | 0     | 0     | 0     | 0     | 0 | 0     | 0  | 0  |   |
| SCREVEN COUNTY       | 0     | 0   | 0     | 0   | 0     | 0   | 0     | 0   | 0         | 0   | 0     | 0   | 0     | 0     | 0     | 0     | 0     | 0 | 0     | 0  | 0  |   |
| SEMINOLE COUNTY      | 0     | 0   | 0     | 0   | 0     | 0   | 0     | 0   | 0         | 0   | 0     | 0   | 0     | 0     | 0     | 0     | 0     | 0 | 0     | 0  | 0  |   |
| SPALDING COUNTY      | 0     | 0   | 2     | 2   | 0     | 0   | 0     | 0   | 2         | 1   | 0     | 0   | 0     | 0     | 0     | 0     | 0     | 0 | 0     | 2  | 1  |   |
| STEPHENS COUNTY      | 0     | 0   | 0     | 0   | 0     | 0   | 0     | 0   | 0         | 0   | 0     | 0   | 0     | 0     | 0     | 0     | 0     | 0 | 0     | 0  | 0  |   |
| STEWART COUNTY       | 0     | 0   | 0     | 0   | 0     | 0   | 0     | 0   | 0         | 0   | 0     | 0   | 0     | 0     | 0     | 0     | 0     | 0 | 0     | 0  | 0  |   |
| SUMTER COUNTY        | 0     | 0   | 0     | 0   | 0     | 0   | 0     | 0   | 0         | 0   | 0     | 0   | 0     | 0     | 0     | 0     | 0     | 0 | 0     | 0  | 0  |   |
| TALBOT COUNTY        | 0     | 0   | 0     | 0   | 0     | 0   | 0     | 0   | 0         | 0   | 0     | 0   | 0     | 0     | 0     | 0     | 0     | 0 | 0     | 0  | 0  |   |
| TALIAFERRO COUNTY    | 0     | 0   | 0     | 0   | 0     | 0   | 0     | 0   | 0         | 0   | 0     | 0   | 0     | 0     | 0     | 0     | 0     | 0 | 0     | 0  | 0  |   |
| TATNALL COUNTY       | 0     | 0   | 0     | 0   | 0     | 0   | 0     | 0   | 0         | 0   | 0     | 0   | 0     | 0     | 0     | 0     | 0     | 0 | 0     | 0  | 0  |   |
| TAYLOR COUNTY        | 0     | 0   | 0     | 0   | 0     | 0   | 0     | 0   | 0         | 0   | 0     | 0   | 0     | 0     | 0     | 0     | 0     | 0 | 0     | 0  | 0  |   |
| TELFAIR COUNTY       | 0     | 0   | 0     | 0   | 0     | 0   | 0     | 0   | 0         | 0   | 0     | 0   | 0     | 0     | 0     | 0     | 0     | 0 | 0     | 0  | 0  |   |
| TERRELL COUNTY       | 0     | 0   | 0     | 0   | 1     | 2   | 0     | 0   | 1         | 1   | 0     | 0   | 0     | 0     | 0     | 0     | 0     | 0 | 0     | 1  | 1  |   |
| THOMAS COUNTY        | 0     | 0   | 1     | 1   | 0     | 0   | 0     | 0   | 1         | 1   | 0     | 0   | 0     | 0     | 0     | 0     | 0     | 0 | 0     | 1  | 1  |   |
| TIFT COUNTY          | 0     | 0   | 1     | 1   | 0     | 0   | 1     | 11  | 2         | 1   | 0     | 0   | 0     | 0     | 0     | 0     | 0     | 0 | 0     | 2  | 1  |   |
| TOOMBS COUNTY        | 0     | 0   | 1     | 1   | 0     | 0   | 0     | 0   | 1         | 1   | 0     | 0   | 0     | 0     | 0     | 0     | 0     | 0 | 0     | 1  | 1  |   |
| TOWNS COUNTY         | 0     | 0   | 1     | 1   | 0     | 0   | 0     | 0   | 1         | 1   | 0     | 0   | 0     | 0     | 0     | 0     | 0     | 0 | 0     | 1  | 1  |   |
| TREUTLEN COUNTY      | 0     | 0   | 0     | 0   | 0     | 0   | 0     | 0   | 0         | 0   | 0     | 0   | 0     | 0     | 0     | 0     | 0     | 0 | 0     | 0  | 0  |   |
| TROUP COUNTY         | 0     | 0   | 0     | 0   | 1     | 2   | 1     | 11  | 2         | 1   | 0     | 0   | 0     | 0     | 0     | 0     | 0     | 0 | 0     | 2  | 1  |   |

(continued)

LIFE WITHOUT PAROLE Inmate statistical profile

Sample: ACTIVE PRISONERS EXCLUDING JAIL Requestor: Statistics  
Active inmates 05/01/2000

County Of Conviction by current age & sex (CONTINUED)

| County Of Conviction | M E N       |             |             |             |             |             |             | W O M E N   |             |               |         |      |     |     | Grand Total % |
|----------------------|-------------|-------------|-------------|-------------|-------------|-------------|-------------|-------------|-------------|---------------|---------|------|-----|-----|---------------|
|                      | Age 00-21 % | Age 22-39 % | Age 40-54 % | Age 55-99 % | Men Total % | Age 00-21 % | Age 22-39 % | Age 40-54 % | Age 55-99 % | Women Total % |         |      |     |     |               |
| TURNER COUNTY        | 0 0         | 0 0         | 0 0         | 0 0         | 0 0         | 0 0         | 0 0         | 0 0         | 0 0         | 0 0           | 0 0     | 0 0  | 0 0 | 0 0 |               |
| TWIGGS COUNTY        | 0 0         | 0 0         | 0 0         | 0 0         | 0 0         | 0 0         | 0 0         | 0 0         | 0 0         | 0 0           | 0 0     | 0 0  | 0 0 | 0 0 |               |
| UNION COUNTY         | 0 0         | 0 0         | 1 2         | 0 0         | 1 1         | 0 0         | 0 0         | 0 0         | 0 0         | 0 0           | 0 0     | 0 0  | 0 0 | 1 1 |               |
| UPSON COUNTY         | 0 0         | 0 0         | 0 0         | 0 0         | 0 0         | 0 0         | 0 0         | 0 0         | 0 0         | 0 0           | 0 0     | 0 0  | 0 0 | 0 0 |               |
| WALKER COUNTY        | 0 0         | 1 1         | 1 2         | 0 0         | 2 1         | 0 0         | 1 50        | 0 0         | 0 0         | 0 0           | 0 0     | 1 50 | 3 2 |     |               |
| WALTON COUNTY        | 0 0         | 1 1         | 1 2         | 0 0         | 2 1         | 0 0         | 0 0         | 0 0         | 0 0         | 0 0           | 0 0     | 0 0  | 2 1 |     |               |
| WARE COUNTY          | 0 0         | 3 3         | 2 3         | 0 0         | 5 3         | 0 0         | 0 0         | 0 0         | 0 0         | 0 0           | 0 0     | 0 0  | 5 3 |     |               |
| WARREN COUNTY        | 0 0         | 0 0         | 0 0         | 0 0         | 0 0         | 0 0         | 0 0         | 0 0         | 0 0         | 0 0           | 0 0     | 0 0  | 0 0 |     |               |
| WASHINGTON COUNTY    | 0 0         | 0 0         | 0 0         | 0 0         | 0 0         | 0 0         | 0 0         | 0 0         | 0 0         | 0 0           | 0 0     | 0 0  | 0 0 |     |               |
| WAYNE COUNTY         | 0 0         | 0 0         | 0 0         | 0 0         | 0 0         | 0 0         | 0 0         | 0 0         | 0 0         | 0 0           | 0 0     | 0 0  | 0 0 |     |               |
| WEBSTER COUNTY       | 0 0         | 0 0         | 0 0         | 0 0         | 0 0         | 0 0         | 0 0         | 0 0         | 0 0         | 0 0           | 0 0     | 0 0  | 0 0 |     |               |
| WHEELER COUNTY       | 0 0         | 0 0         | 0 0         | 0 0         | 0 0         | 0 0         | 0 0         | 0 0         | 0 0         | 0 0           | 0 0     | 0 0  | 0 0 |     |               |
| WHITE COUNTY         | 0 0         | 0 0         | 0 0         | 0 0         | 0 0         | 0 0         | 0 0         | 0 0         | 0 0         | 0 0           | 0 0     | 0 0  | 0 0 |     |               |
| WHITFIELD COUNTY     | 0 0         | 0 0         | 4 7         | 0 0         | 4 2         | 0 0         | 0 0         | 0 0         | 0 0         | 0 0           | 0 0     | 0 0  | 4 2 |     |               |
| WILCOX COUNTY        | 0 0         | 0 0         | 0 0         | 0 0         | 0 0         | 0 0         | 0 0         | 0 0         | 0 0         | 0 0           | 0 0     | 0 0  | 0 0 |     |               |
| WILKES COUNTY        | 0 0         | 1 1         | 0 0         | 0 0         | 1 1         | 0 0         | 0 0         | 0 0         | 0 0         | 0 0           | 0 0     | 0 0  | 1 1 |     |               |
| WILKINSON COUNTY     | 0 0         | 0 0         | 0 0         | 0 0         | 0 0         | 0 0         | 0 0         | 0 0         | 0 0         | 0 0           | 0 0     | 0 0  | 0 0 |     |               |
| WORTH COUNTY         | 0 0         | 0 0         | 0 0         | 0 0         | 0 0         | 0 0         | 0 0         | 0 0         | 0 0         | 0 0           | 0 0     | 0 0  | 0 0 |     |               |
| CONVERSION           | 0 0         | 0 0         | 0 0         | 0 0         | 0 0         | 0 0         | 0 0         | 0 0         | 0 0         | 0 0           | 0 0     | 0 0  | 0 0 |     |               |
| Total reported       | 4 100       | 109 100     | 61 100      | 9 100       | 183 100     | 0 0         | 2 100       | 0 0         | 0 0         | 2 100         | 185 100 |      |     |     |               |
| Percent reported     | 100.0       | 100.0       | 100.0       | 100.0       | 100.0       | .0          | 100.0       | .0          | .0          | 100.0         | 100.0   |      |     |     |               |
| UNKNOWN              | 0           | 0           | 0           | 0           | 0           | 0           | 0           | 0           | 0           | 0             | 0       |      |     |     |               |
| Total                | 4           | 109         | 61          | 9           | 183         | 0           | 2           | 0           | 0           | 2             | 185     |      |     |     |               |

LIFE WITHOUT PAROLE Inmate statistical profile

Sample: ACTIVE PRISONERS EXCLUDING JAIL  
Active inmates 05/01/2000

Requestor: Statistics

Circuit Of Conviction by current age & sex

| Circ Of Conviction    | M E N |     |       |     |       |     |       |     | W O M E N |     |       |     |       |       |       |   | Grand |   |       |    |   |
|-----------------------|-------|-----|-------|-----|-------|-----|-------|-----|-----------|-----|-------|-----|-------|-------|-------|---|-------|---|-------|----|---|
|                       | Age   | Age | Age   | Age | Men   | Men | Age   | Age | Age       | Age | Age   | Age | Women | Women | Total | % |       |   |       |    |   |
|                       | 00-21 | %   | 22-39 | %   | 40-54 | %   | 55-99 | %   | Total     | %   | 00-21 | %   | 22-39 | %     | 40-54 | % | 55-99 | % | Total | %  |   |
| ALAPAHA CIRCUIT       | 0     | 0   | 0     | 0   | 0     | 0   | 1     | 11  | 1         | 1   | 0     | 0   | 0     | 0     | 0     | 0 | 0     | 0 | 1     | 1  |   |
| ALCOVY CIRCUIT        | 0     | 0   | 2     | 2   | 1     | 2   | 0     | 0   | 3         | 2   | 0     | 0   | 0     | 0     | 0     | 0 | 0     | 0 | 3     | 2  |   |
| ATLANTA CIRCUIT       | 0     | 0   | 5     | 5   | 5     | 8   | 0     | 0   | 10        | 5   | 0     | 0   | 0     | 0     | 0     | 0 | 0     | 0 | 10    | 5  |   |
| ATLANTIC CIRCUIT      | 0     | 0   | 4     | 4   | 1     | 2   | 0     | 0   | 5         | 3   | 0     | 0   | 0     | 0     | 0     | 0 | 0     | 0 | 5     | 3  |   |
| AUGUSTA CIRCUIT       | 2     | 50  | 7     | 6   | 5     | 8   | 0     | 0   | 14        | 8   | 0     | 0   | 1     | 50    | 0     | 0 | 0     | 1 | 50    | 15 | 8 |
| BLUE RIDGE CIRCUIT    | 0     | 0   | 1     | 1   | 1     | 2   | 0     | 0   | 2         | 1   | 0     | 0   | 0     | 0     | 0     | 0 | 0     | 0 | 2     | 1  |   |
| BRUNSWICK CIRCUIT     | 0     | 0   | 4     | 4   | 4     | 7   | 1     | 11  | 9         | 5   | 0     | 0   | 0     | 0     | 0     | 0 | 0     | 0 | 9     | 5  |   |
| CHATTAHOOCHEE CIRCUIT | 0     | 0   | 5     | 5   | 3     | 5   | 0     | 0   | 8         | 4   | 0     | 0   | 0     | 0     | 0     | 0 | 0     | 0 | 8     | 4  |   |
| CHEROKEE CIRCUIT      | 0     | 0   | 0     | 0   | 1     | 2   | 1     | 11  | 2         | 1   | 0     | 0   | 0     | 0     | 0     | 0 | 0     | 0 | 2     | 1  |   |
| CLAYTON CIRCUIT       | 0     | 0   | 3     | 3   | 2     | 3   | 0     | 0   | 5         | 3   | 0     | 0   | 0     | 0     | 0     | 0 | 0     | 0 | 5     | 3  |   |
| COBB CIRCUIT          | 0     | 0   | 1     | 1   | 1     | 2   | 0     | 0   | 2         | 1   | 0     | 0   | 0     | 0     | 0     | 0 | 0     | 0 | 2     | 1  |   |
| CONASAUGA CIRCUIT     | 0     | 0   | 0     | 0   | 4     | 7   | 0     | 0   | 4         | 2   | 0     | 0   | 0     | 0     | 0     | 0 | 0     | 0 | 4     | 2  |   |
| CORDELE CIRCUIT       | 0     | 0   | 1     | 1   | 0     | 0   | 0     | 0   | 1         | 1   | 0     | 0   | 0     | 0     | 0     | 0 | 0     | 0 | 1     | 1  |   |
| COWETA CIRCUIT        | 0     | 0   | 1     | 1   | 1     | 2   | 1     | 11  | 3         | 2   | 0     | 0   | 0     | 0     | 0     | 0 | 0     | 0 | 3     | 2  |   |
| DOUGHERTY CIRCUIT     | 0     | 0   | 2     | 2   | 1     | 2   | 0     | 0   | 3         | 2   | 0     | 0   | 0     | 0     | 0     | 0 | 0     | 0 | 3     | 2  |   |
| DUBLIN CIRCUIT        | 0     | 0   | 0     | 0   | 0     | 0   | 0     | 0   | 0         | 0   | 0     | 0   | 0     | 0     | 0     | 0 | 0     | 0 | 0     | 0  |   |
| EASTERN CIRCUIT       | 0     | 0   | 7     | 6   | 0     | 0   | 0     | 0   | 7         | 4   | 0     | 0   | 0     | 0     | 0     | 0 | 0     | 0 | 7     | 4  |   |
| FLINT CIRCUIT         | 0     | 0   | 3     | 3   | 1     | 2   | 1     | 11  | 5         | 3   | 0     | 0   | 0     | 0     | 0     | 0 | 0     | 0 | 5     | 3  |   |
| GRIFFIN CIRCUIT       | 0     | 0   | 3     | 3   | 2     | 3   | 0     | 0   | 5         | 3   | 0     | 0   | 0     | 0     | 0     | 0 | 0     | 0 | 5     | 3  |   |
| GWINNETT CIRCUIT      | 0     | 0   | 0     | 0   | 0     | 0   | 0     | 0   | 0         | 0   | 0     | 0   | 0     | 0     | 0     | 0 | 0     | 0 | 0     | 0  |   |
| HOUSTON CIRCUIT       | 0     | 0   | 2     | 2   | 2     | 3   | 0     | 0   | 4         | 2   | 0     | 0   | 0     | 0     | 0     | 0 | 0     | 0 | 4     | 2  |   |
| LOOKOUT MOUNTAIN CIR  | 0     | 0   | 3     | 3   | 1     | 2   | 0     | 0   | 4         | 2   | 0     | 0   | 1     | 50    | 0     | 0 | 0     | 1 | 50    | 5  | 3 |
| MACON CIRCUIT         | 0     | 0   | 4     | 4   | 1     | 2   | 0     | 0   | 5         | 3   | 0     | 0   | 0     | 0     | 0     | 0 | 0     | 0 | 5     | 3  |   |
| MIDDLE CIRCUIT        | 0     | 0   | 2     | 2   | 0     | 0   | 0     | 0   | 2         | 1   | 0     | 0   | 0     | 0     | 0     | 0 | 0     | 0 | 2     | 1  |   |
| MOUNTAIN CIRCUIT      | 0     | 0   | 1     | 1   | 0     | 0   | 0     | 0   | 1         | 1   | 0     | 0   | 0     | 0     | 0     | 0 | 0     | 0 | 1     | 1  |   |
| NORTHEASTERN CIRCUIT  | 0     | 0   | 2     | 2   | 0     | 0   | 0     | 0   | 2         | 1   | 0     | 0   | 0     | 0     | 0     | 0 | 0     | 0 | 2     | 1  |   |
| NORTHERN CIRCUIT      | 0     | 0   | 2     | 2   | 0     | 0   | 1     | 11  | 3         | 2   | 0     | 0   | 0     | 0     | 0     | 0 | 0     | 0 | 3     | 2  |   |
| OCMULGEE CIRCUIT      | 0     | 0   | 6     | 6   | 3     | 5   | 0     | 0   | 9         | 5   | 0     | 0   | 0     | 0     | 0     | 0 | 0     | 0 | 9     | 5  |   |
| OCONEE CIRCUIT        | 1     | 25  | 1     | 1   | 0     | 0   | 0     | 0   | 2         | 1   | 0     | 0   | 0     | 0     | 0     | 0 | 0     | 0 | 2     | 1  |   |
| OGEECHEE CIRCUIT      | 0     | 0   | 0     | 0   | 0     | 0   | 0     | 0   | 0         | 0   | 0     | 0   | 0     | 0     | 0     | 0 | 0     | 0 | 0     | 0  |   |
| PATAULA CIRCUIT       | 0     | 0   | 0     | 0   | 1     | 2   | 0     | 0   | 1         | 1   | 0     | 0   | 0     | 0     | 0     | 0 | 0     | 0 | 1     | 1  |   |
| PIEDMONT CIRCUIT      | 0     | 0   | 1     | 1   | 2     | 3   | 0     | 0   | 3         | 2   | 0     | 0   | 0     | 0     | 0     | 0 | 0     | 0 | 3     | 2  |   |
| ROME CIRCUIT          | 0     | 0   | 4     | 4   | 0     | 0   | 0     | 0   | 4         | 2   | 0     | 0   | 0     | 0     | 0     | 0 | 0     | 0 | 4     | 2  |   |
| SOUTH GEORGIA CIRCUIT | 0     | 0   | 0     | 0   | 1     | 2   | 0     | 0   | 1         | 1   | 0     | 0   | 0     | 0     | 0     | 0 | 0     | 0 | 1     | 1  |   |
| SOUTHERN CIRCUIT      | 1     | 25  | 3     | 3   | 1     | 2   | 0     | 0   | 5         | 3   | 0     | 0   | 0     | 0     | 0     | 0 | 0     | 0 | 5     | 3  |   |

(continued)



LIFE WITHOUT PAROLE Inmate statistical profile

Sample: ACTIVE PRISONERS EXCLUDING JAIL Requestor: Statistics  
Active inmates 05/01/2000

Circuit Of Conviction by current age & sex (Continued)

| Circ Of Conviction     | M E N     |             |             |             |             |           |             | W O M E N   |             |               |    |   |       |     | Grand Total | % |    |       |     |       |
|------------------------|-----------|-------------|-------------|-------------|-------------|-----------|-------------|-------------|-------------|---------------|----|---|-------|-----|-------------|---|----|-------|-----|-------|
|                        | Age 00-21 | Age % 22-39 | Age % 40-54 | Age % 55-99 | Men % Total | Age 00-21 | Age % 22-39 | Age % 40-54 | Age % 55-99 | Women % Total |    |   |       |     |             |   |    |       |     |       |
| SOUTHWESTERN CIRCUIT   | 0         | 0           | 0           | 0           | 0           | 0         | 0           | 0           | 0           | 0             | 0  | 0 | 0     | 0   | 0           | 0 | 0  | 0     |     |       |
| STONE MOUNTAIN CIRCUIT | 0         | 0           | 11          | 10          | 4           | 7         | 2           | 22          | 17          | 9             | 0  | 0 | 0     | 0   | 0           | 0 | 0  | 17    | 9   |       |
| TALLAPOOSA CIRCUIT     | 0         | 0           | 0           | 0           | 1           | 2         | 0           | 0           | 1           | 1             | 0  | 0 | 0     | 0   | 0           | 0 | 0  | 1     | 1   |       |
| TIFTON CIRCUIT         | 0         | 0           | 1           | 1           | 0           | 0         | 1           | 11          | 2           | 1             | 0  | 0 | 0     | 0   | 0           | 0 | 0  | 2     | 1   |       |
| TOOMBS CIRCUIT         | 0         | 0           | 1           | 1           | 0           | 0         | 0           | 0           | 1           | 1             | 0  | 0 | 0     | 0   | 0           | 0 | 0  | 1     | 1   |       |
| WAYCROSS CIRCUIT       | 0         | 0           | 4           | 4           | 4           | 7         | 0           | 0           | 8           | 4             | 0  | 0 | 0     | 0   | 0           | 0 | 0  | 8     | 4   |       |
| WESTERN CIRCUIT        | 0         | 0           | 4           | 4           | 3           | 5         | 0           | 0           | 7           | 4             | 0  | 0 | 0     | 0   | 0           | 0 | 0  | 7     | 4   |       |
| ROCKDALE CIRCUIT       | 0         | 0           | 2           | 2           | 1           | 2         | 0           | 0           | 3           | 2             | 0  | 0 | 0     | 0   | 0           | 0 | 0  | 3     | 2   |       |
| DOUGLAS CIRCUIT        | 0         | 0           | 4           | 4           | 1           | 2         | 0           | 0           | 5           | 3             | 0  | 0 | 0     | 0   | 0           | 0 | 0  | 5     | 3   |       |
| APPALACHIAN CIRCUIT    | 0         | 0           | 1           | 1           | 0           | 0         | 0           | 0           | 1           | 1             | 0  | 0 | 0     | 0   | 0           | 0 | 0  | 1     | 1   |       |
| ENOTAH CIRCUIT         | 0         | 0           | 1           | 1           | 1           | 2         | 0           | 0           | 2           | 1             | 0  | 0 | 0     | 0   | 0           | 0 | 0  | 2     | 1   |       |
| BELL-FORSYTH CIRCUIT   | 0         | 0           | 0           | 0           | 1           | 2         | 0           | 0           | 1           | 1             | 0  | 0 | 0     | 0   | 0           | 0 | 0  | 1     | 1   |       |
| Total reported         | 4         | 100         | 109         | 100         | 61          | 100       | 9           | 100         | 183         | 100           | 0  | 0 | 2     | 100 | 0           | 0 | 2  | 100   | 185 | 100   |
| Percent reported       | 100.0     |             | 100.0       |             | 100.0       |           | 100.0       |             | 100.0       |               | .0 |   | 100.0 |     | .0          |   | .0 | 100.0 |     | 100.0 |
| NOT REPORTED           | 0         |             | 0           |             | 0           |           | 0           |             | 0           |               | 0  |   | 0     |     | 0           |   | 0  |       | 0   |       |
| Total                  | 4         |             | 109         |             | 61          |           | 9           |             | 183         |               | 0  |   | 2     |     | 0           |   | 2  |       | 185 |       |

Georgia Department of Corrections

Page 31 Run 05/01/00 Office of Planning and Analysis  
 LIFE WITHOUT PAROLE Inmate statistical profile

Sample: ACTIVE PRISONERS EXCLUDING JAIL  
 Active inmates 05/01/2000

Requestor: Statistics

Home County by current age & sex

| Home County          | M E N |    |       |   |       |   |       |    | W O M E N |   |       |   |       |   |       |   | Grand |   |       |   |       |   |
|----------------------|-------|----|-------|---|-------|---|-------|----|-----------|---|-------|---|-------|---|-------|---|-------|---|-------|---|-------|---|
|                      | Age   | %  | Age   | % | Age   | % | Age   | %  | Men       | % | Age   | % | Age   | % | Age   | % | Women | % | Total | % |       |   |
|                      | 00-21 |    | 22-39 |   | 40-54 |   | 55-99 |    | Total     |   | 00-21 |   | 22-39 |   | 40-54 |   | 55-99 |   | Total | % | Total | % |
| APPLING COUNTY       | 0     | 0  | 0     | 0 | 1     | 2 | 0     | 0  | 1         | 1 | 0     | 0 | 0     | 0 | 0     | 0 | 0     | 0 | 0     | 1 | 1     |   |
| ATKINSON COUNTY      | 0     | 0  | 0     | 0 | 0     | 0 | 1     | 14 | 1         | 1 | 0     | 0 | 0     | 0 | 0     | 0 | 0     | 0 | 0     | 1 | 1     |   |
| BACON COUNTY         | 0     | 0  | 0     | 0 | 0     | 0 | 0     | 0  | 0         | 0 | 0     | 0 | 0     | 0 | 0     | 0 | 0     | 0 | 0     | 0 | 0     |   |
| BAKER COUNTY         | 0     | 0  | 0     | 0 | 0     | 0 | 0     | 0  | 0         | 0 | 0     | 0 | 0     | 0 | 0     | 0 | 0     | 0 | 0     | 0 | 0     |   |
| BALDWIN COUNTY       | 0     | 0  | 1     | 1 | 2     | 4 | 0     | 0  | 3         | 2 | 0     | 0 | 0     | 0 | 0     | 0 | 0     | 0 | 0     | 3 | 2     |   |
| BANKS COUNTY         | 0     | 0  | 0     | 0 | 0     | 0 | 0     | 0  | 0         | 0 | 0     | 0 | 0     | 0 | 0     | 0 | 0     | 0 | 0     | 0 | 0     |   |
| BARROW COUNTY        | 0     | 0  | 1     | 1 | 1     | 2 | 0     | 0  | 2         | 1 | 0     | 0 | 0     | 0 | 0     | 0 | 0     | 0 | 0     | 2 | 1     |   |
| BARTOW COUNTY        | 0     | 0  | 1     | 1 | 2     | 4 | 0     | 0  | 3         | 2 | 0     | 0 | 0     | 0 | 0     | 0 | 0     | 0 | 0     | 3 | 2     |   |
| BEN HILL COUNTY      | 0     | 0  | 0     | 0 | 0     | 0 | 0     | 0  | 0         | 0 | 0     | 0 | 0     | 0 | 0     | 0 | 0     | 0 | 0     | 0 | 0     |   |
| BERRIEN COUNTY       | 0     | 0  | 0     | 0 | 0     | 0 | 0     | 0  | 0         | 0 | 0     | 0 | 0     | 0 | 0     | 0 | 0     | 0 | 0     | 0 | 0     |   |
| BIBB COUNTY          | 0     | 0  | 0     | 0 | 0     | 0 | 0     | 0  | 0         | 0 | 0     | 0 | 0     | 0 | 0     | 0 | 0     | 0 | 0     | 0 | 0     |   |
| BLECKLEY COUNTY      | 1     | 25 | 1     | 1 | 0     | 0 | 0     | 0  | 2         | 1 | 0     | 0 | 0     | 0 | 0     | 0 | 0     | 0 | 0     | 2 | 1     |   |
| BRANTLEY COUNTY      | 0     | 0  | 0     | 0 | 0     | 0 | 0     | 0  | 0         | 0 | 0     | 0 | 0     | 0 | 0     | 0 | 0     | 0 | 0     | 0 | 0     |   |
| BROOKS COUNTY        | 0     | 0  | 1     | 1 | 0     | 0 | 0     | 0  | 1         | 1 | 0     | 0 | 0     | 0 | 0     | 0 | 0     | 0 | 0     | 1 | 1     |   |
| BRYAN COUNTY         | 0     | 0  | 0     | 0 | 0     | 0 | 0     | 0  | 0         | 0 | 0     | 0 | 0     | 0 | 0     | 0 | 0     | 0 | 0     | 0 | 0     |   |
| BULLOCH COUNTY       | 0     | 0  | 0     | 0 | 0     | 0 | 0     | 0  | 0         | 0 | 0     | 0 | 0     | 0 | 0     | 0 | 0     | 0 | 0     | 0 | 0     |   |
| BURKE COUNTY         | 0     | 0  | 2     | 2 | 0     | 0 | 0     | 0  | 2         | 1 | 0     | 0 | 0     | 0 | 0     | 0 | 0     | 0 | 0     | 2 | 1     |   |
| BUTTS COUNTY         | 0     | 0  | 0     | 0 | 0     | 0 | 1     | 14 | 1         | 1 | 0     | 0 | 0     | 0 | 0     | 0 | 0     | 0 | 0     | 1 | 1     |   |
| CALHOUN COUNTY       | 0     | 0  | 0     | 0 | 0     | 0 | 0     | 0  | 0         | 0 | 0     | 0 | 0     | 0 | 0     | 0 | 0     | 0 | 0     | 0 | 0     |   |
| CAMDEN COUNTY        | 0     | 0  | 0     | 0 | 1     | 2 | 0     | 0  | 1         | 1 | 0     | 0 | 0     | 0 | 0     | 0 | 0     | 0 | 0     | 1 | 1     |   |
| CANDLER COUNTY       | 0     | 0  | 0     | 0 | 0     | 0 | 0     | 0  | 0         | 0 | 0     | 0 | 0     | 0 | 0     | 0 | 0     | 0 | 0     | 0 | 0     |   |
| CARROLL COUNTY       | 0     | 0  | 2     | 2 | 0     | 0 | 0     | 0  | 2         | 1 | 0     | 0 | 0     | 0 | 0     | 0 | 0     | 0 | 0     | 2 | 1     |   |
| CATOOSA COUNTY       | 0     | 0  | 0     | 0 | 0     | 0 | 0     | 0  | 0         | 0 | 0     | 0 | 0     | 0 | 0     | 0 | 0     | 0 | 0     | 0 | 0     |   |
| CHARLTON COUNTY      | 0     | 0  | 0     | 0 | 0     | 0 | 0     | 0  | 0         | 0 | 0     | 0 | 0     | 0 | 0     | 0 | 0     | 0 | 0     | 0 | 0     |   |
| CHATHAM COUNTY       | 0     | 0  | 8     | 8 | 0     | 0 | 0     | 0  | 8         | 5 | 0     | 0 | 0     | 0 | 0     | 0 | 0     | 0 | 0     | 8 | 5     |   |
| CHATTAHOOCHEE COUNTY | 0     | 0  | 0     | 0 | 0     | 0 | 0     | 0  | 0         | 0 | 0     | 0 | 0     | 0 | 0     | 0 | 0     | 0 | 0     | 0 | 0     |   |
| CHATTOOGA COUNTY     | 0     | 0  | 1     | 1 | 0     | 0 | 0     | 0  | 1         | 1 | 0     | 0 | 0     | 0 | 0     | 0 | 0     | 0 | 0     | 1 | 1     |   |
| CHEROKEE COUNTY      | 0     | 0  | 1     | 1 | 1     | 2 | 0     | 0  | 2         | 1 | 0     | 0 | 0     | 0 | 0     | 0 | 0     | 0 | 0     | 2 | 1     |   |
| CLARKE COUNTY        | 0     | 0  | 3     | 3 | 2     | 4 | 0     | 0  | 5         | 3 | 0     | 0 | 0     | 0 | 0     | 0 | 0     | 0 | 0     | 5 | 3     |   |
| CLAY COUNTY          | 0     | 0  | 0     | 0 | 0     | 0 | 0     | 0  | 0         | 0 | 0     | 0 | 0     | 0 | 0     | 0 | 0     | 0 | 0     | 0 | 0     |   |
| CLAYTON COUNTY       | 0     | 0  | 4     | 4 | 1     | 2 | 0     | 0  | 5         | 3 | 0     | 0 | 0     | 0 | 0     | 0 | 0     | 0 | 0     | 5 | 3     |   |
| CLINCH COUNTY        | 0     | 0  | 0     | 0 | 0     | 0 | 0     | 0  | 0         | 0 | 0     | 0 | 0     | 0 | 0     | 0 | 0     | 0 | 0     | 0 | 0     |   |
| COBB COUNTY          | 0     | 0  | 0     | 0 | 1     | 2 | 0     | 0  | 1         | 1 | 0     | 0 | 0     | 0 | 0     | 0 | 0     | 0 | 0     | 1 | 1     |   |
| COFFEE COUNTY        | 0     | 0  | 0     | 0 | 0     | 0 | 0     | 0  | 0         | 0 | 0     | 0 | 0     | 0 | 0     | 0 | 0     | 0 | 0     | 0 | 0     |   |
| COLQUITT COUNTY      | 0     | 0  | 0     | 0 | 1     | 2 | 0     | 0  | 1         | 1 | 0     | 0 | 0     | 0 | 0     | 0 | 0     | 0 | 0     | 1 | 1     |   |
| COLUMBIA COUNTY      | 0     | 0  | 0     | 0 | 1     | 2 | 0     | 0  | 1         | 1 | 0     | 0 | 0     | 0 | 0     | 0 | 0     | 0 | 0     | 1 | 1     |   |

(continued)

LIFE WITHOUT PAROLE Inmate statistical profile

Sample: ACTIVE PRISONERS EXCLUDING JAIL  
Active inmates 05/01/2000

Requestor: Statistics

Home County by current age & sex (CONTINUED)

| Home County      | M E N |   |       |    |       |    |       |    | W O M E N |    |       |   |       |   |       |   | Grand |   |       |    |       |  |
|------------------|-------|---|-------|----|-------|----|-------|----|-----------|----|-------|---|-------|---|-------|---|-------|---|-------|----|-------|--|
|                  | Age   | % | Age   | %  | Age   | %  | Age   | %  | Men       | %  | Age   | % | Age   | % | Age   | % | Women | % | Total | %  |       |  |
|                  | 00-21 |   | 22-39 |    | 40-54 |    | 55-99 |    | Total     |    | 00-21 |   | 22-39 |   | 40-54 |   | 55-99 |   | Total |    | Total |  |
| COOK COUNTY      | 0     | 0 | 0     | 0  | 0     | 0  | 0     | 0  | 0         | 0  | 0     | 0 | 0     | 0 | 0     | 0 | 0     | 0 | 0     | 0  | 0     |  |
| COWETA COUNTY    | 0     | 0 | 0     | 0  | 0     | 0  | 0     | 0  | 0         | 0  | 0     | 0 | 0     | 0 | 0     | 0 | 0     | 0 | 0     | 0  | 0     |  |
| CRAWFORD COUNTY  | 0     | 0 | 0     | 0  | 0     | 0  | 0     | 0  | 0         | 0  | 0     | 0 | 0     | 0 | 0     | 0 | 0     | 0 | 0     | 0  | 0     |  |
| CRISP COUNTY     | 0     | 0 | 1     | 1  | 0     | 0  | 0     | 0  | 1         | 1  | 0     | 0 | 0     | 0 | 0     | 0 | 0     | 0 | 0     | 1  | 1     |  |
| DADE COUNTY      | 0     | 0 | 0     | 0  | 0     | 0  | 0     | 0  | 0         | 0  | 0     | 0 | 0     | 0 | 0     | 0 | 0     | 0 | 0     | 0  | 0     |  |
| DAWSON COUNTY    | 0     | 0 | 0     | 0  | 0     | 0  | 0     | 0  | 0         | 0  | 0     | 0 | 0     | 0 | 0     | 0 | 0     | 0 | 0     | 0  | 0     |  |
| DECATUR COUNTY   | 0     | 0 | 1     | 1  | 1     | 2  | 0     | 0  | 2         | 1  | 0     | 0 | 0     | 0 | 0     | 0 | 0     | 0 | 0     | 2  | 1     |  |
| DEKALB COUNTY    | 0     | 0 | 11    | 11 | 1     | 2  | 0     | 0  | 12        | 8  | 0     | 0 | 0     | 0 | 0     | 0 | 0     | 0 | 0     | 12 | 7     |  |
| DODGE COUNTY     | 0     | 0 | 0     | 0  | 0     | 0  | 0     | 0  | 0         | 0  | 0     | 0 | 0     | 0 | 0     | 0 | 0     | 0 | 0     | 0  | 0     |  |
| DOOLY COUNTY     | 0     | 0 | 0     | 0  | 0     | 0  | 0     | 0  | 0         | 0  | 0     | 0 | 0     | 0 | 0     | 0 | 0     | 0 | 0     | 0  | 0     |  |
| DOUGHERTY COUNTY | 0     | 0 | 2     | 2  | 1     | 2  | 0     | 0  | 3         | 2  | 0     | 0 | 0     | 0 | 0     | 0 | 0     | 0 | 0     | 3  | 2     |  |
| DOUGLAS COUNTY   | 0     | 0 | 0     | 0  | 1     | 2  | 0     | 0  | 1         | 1  | 0     | 0 | 0     | 0 | 0     | 0 | 0     | 0 | 0     | 1  | 1     |  |
| EARLY COUNTY     | 0     | 0 | 0     | 0  | 0     | 0  | 0     | 0  | 0         | 0  | 0     | 0 | 0     | 0 | 0     | 0 | 0     | 0 | 0     | 0  | 0     |  |
| ECHOLS COUNTY    | 0     | 0 | 0     | 0  | 0     | 0  | 0     | 0  | 0         | 0  | 0     | 0 | 0     | 0 | 0     | 0 | 0     | 0 | 0     | 0  | 0     |  |
| EFFINGHAM COUNTY | 0     | 0 | 0     | 0  | 0     | 0  | 0     | 0  | 0         | 0  | 0     | 0 | 0     | 0 | 0     | 0 | 0     | 0 | 0     | 0  | 0     |  |
| ELBERT COUNTY    | 0     | 0 | 0     | 0  | 0     | 0  | 1     | 14 | 1         | 1  | 0     | 0 | 0     | 0 | 0     | 0 | 0     | 0 | 0     | 1  | 1     |  |
| EMANUEL COUNTY   | 0     | 0 | 0     | 0  | 0     | 0  | 0     | 0  | 0         | 0  | 0     | 0 | 0     | 0 | 0     | 0 | 0     | 0 | 0     | 0  | 0     |  |
| EVANS COUNTY     | 0     | 0 | 0     | 0  | 0     | 0  | 0     | 0  | 0         | 0  | 0     | 0 | 0     | 0 | 0     | 0 | 0     | 0 | 0     | 0  | 0     |  |
| FANNIN COUNTY    | 0     | 0 | 0     | 0  | 0     | 0  | 0     | 0  | 0         | 0  | 0     | 0 | 0     | 0 | 0     | 0 | 0     | 0 | 0     | 0  | 0     |  |
| FAYETTE COUNTY   | 0     | 0 | 0     | 0  | 1     | 2  | 0     | 0  | 1         | 1  | 0     | 0 | 0     | 0 | 0     | 0 | 0     | 0 | 0     | 1  | 1     |  |
| FLOYD COUNTY     | 0     | 0 | 3     | 3  | 0     | 0  | 0     | 0  | 3         | 2  | 0     | 0 | 0     | 0 | 0     | 0 | 0     | 0 | 0     | 3  | 2     |  |
| FORSYTH COUNTY   | 0     | 0 | 0     | 0  | 0     | 0  | 0     | 0  | 0         | 0  | 0     | 0 | 0     | 0 | 0     | 0 | 0     | 0 | 0     | 0  | 0     |  |
| FRANKLIN COUNTY  | 0     | 0 | 0     | 0  | 0     | 0  | 0     | 0  | 0         | 0  | 0     | 0 | 0     | 0 | 0     | 0 | 0     | 0 | 0     | 0  | 0     |  |
| FULTON COUNTY    | 0     | 0 | 12    | 12 | 8     | 16 | 0     | 0  | 20        | 13 | 0     | 0 | 0     | 0 | 0     | 0 | 0     | 0 | 0     | 20 | 12    |  |
| GILMER COUNTY    | 0     | 0 | 1     | 1  | 0     | 0  | 0     | 0  | 1         | 1  | 0     | 0 | 0     | 0 | 0     | 0 | 0     | 0 | 0     | 1  | 1     |  |
| GLASCOCK COUNTY  | 0     | 0 | 0     | 0  | 0     | 0  | 0     | 0  | 0         | 0  | 0     | 0 | 0     | 0 | 0     | 0 | 0     | 0 | 0     | 0  | 0     |  |
| GLYNN COUNTY     | 0     | 0 | 2     | 2  | 0     | 0  | 1     | 14 | 3         | 2  | 0     | 0 | 0     | 0 | 0     | 0 | 0     | 0 | 0     | 3  | 2     |  |
| GORDON COUNTY    | 0     | 0 | 0     | 0  | 0     | 0  | 1     | 14 | 1         | 1  | 0     | 0 | 0     | 0 | 0     | 0 | 0     | 0 | 0     | 1  | 1     |  |
| GRADY COUNTY     | 0     | 0 | 0     | 0  | 0     | 0  | 0     | 0  | 0         | 0  | 0     | 0 | 0     | 0 | 0     | 0 | 0     | 0 | 0     | 0  | 0     |  |
| GREENE COUNTY    | 0     | 0 | 1     | 1  | 0     | 0  | 0     | 0  | 1         | 1  | 0     | 0 | 0     | 0 | 0     | 0 | 0     | 0 | 0     | 1  | 1     |  |
| GWINNETT COUNTY  | 0     | 0 | 0     | 0  | 1     | 2  | 0     | 0  | 1         | 1  | 0     | 0 | 0     | 0 | 0     | 0 | 0     | 0 | 0     | 1  | 1     |  |
| HABERSHAM COUNTY | 0     | 0 | 1     | 1  | 0     | 0  | 0     | 0  | 1         | 1  | 0     | 0 | 0     | 0 | 0     | 0 | 0     | 0 | 0     | 1  | 1     |  |
| HALL COUNTY      | 0     | 0 | 1     | 1  | 1     | 2  | 0     | 0  | 2         | 1  | 0     | 0 | 0     | 0 | 0     | 0 | 0     | 0 | 0     | 2  | 1     |  |
| HANCOCK COUNTY   | 0     | 0 | 0     | 0  | 0     | 0  | 0     | 0  | 0         | 0  | 0     | 0 | 0     | 0 | 0     | 0 | 0     | 0 | 0     | 0  | 0     |  |
| HARALSON COUNTY  | 0     | 0 | 0     | 0  | 0     | 0  | 0     | 0  | 0         | 0  | 0     | 0 | 0     | 0 | 0     | 0 | 0     | 0 | 0     | 0  | 0     |  |

(continued)

LIFE WITHOUT PAROLE Inmate statistical profile

Sample: ACTIVE PRISONERS EXCLUDING JAIL  
Active inmates 05/01/2000

Requestor: Statistics

Home County by current age & sex (CONTINUED)

| Home County       | M E N     |    |           |   |           |   |           |   | W O M E N |   |           |   |           |   |           |   | Grand Total | % |           |   |             |   |
|-------------------|-----------|----|-----------|---|-----------|---|-----------|---|-----------|---|-----------|---|-----------|---|-----------|---|-------------|---|-----------|---|-------------|---|
|                   | Age 00-21 | %  | Age 22-39 | % | Age 40-54 | % | Age 55-99 | % | Men Total | % | Age 00-21 | % | Age 22-39 | % | Age 40-54 | % |             |   | Age 55-99 | % | Women Total | % |
| HARRIS COUNTY     | 0         | 0  | 0         | 0 | 1         | 2 | 0         | 0 | 1         | 1 | 0         | 0 | 0         | 0 | 0         | 0 | 0           | 0 | 0         | 0 | 1           | 1 |
| HART COUNTY       | 0         | 0  | 0         | 0 | 0         | 0 | 0         | 0 | 0         | 0 | 0         | 0 | 0         | 0 | 0         | 0 | 0           | 0 | 0         | 0 | 0           | 0 |
| HEARD COUNTY      | 0         | 0  | 0         | 0 | 0         | 0 | 0         | 0 | 0         | 0 | 0         | 0 | 0         | 0 | 0         | 0 | 0           | 0 | 0         | 0 | 0           | 0 |
| HENRY COUNTY      | 0         | 0  | 2         | 2 | 1         | 2 | 0         | 0 | 3         | 2 | 0         | 0 | 0         | 0 | 0         | 0 | 0           | 0 | 0         | 0 | 3           | 2 |
| HOUSTON COUNTY    | 0         | 0  | 2         | 2 | 1         | 2 | 0         | 0 | 3         | 2 | 0         | 0 | 0         | 0 | 0         | 0 | 0           | 0 | 0         | 0 | 3           | 2 |
| IRWIN COUNTY      | 0         | 0  | 0         | 0 | 0         | 0 | 0         | 0 | 0         | 0 | 0         | 0 | 0         | 0 | 0         | 0 | 0           | 0 | 0         | 0 | 0           | 0 |
| JACKSON COUNTY    | 0         | 0  | 0         | 0 | 1         | 2 | 0         | 0 | 1         | 1 | 0         | 0 | 0         | 0 | 0         | 0 | 0           | 0 | 0         | 0 | 1           | 1 |
| JASPER COUNTY     | 0         | 0  | 0         | 0 | 0         | 0 | 0         | 0 | 0         | 0 | 0         | 0 | 0         | 0 | 0         | 0 | 0           | 0 | 0         | 0 | 0           | 0 |
| JEFF DAVIS COUNTY | 0         | 0  | 0         | 0 | 0         | 0 | 0         | 0 | 0         | 0 | 0         | 0 | 0         | 0 | 0         | 0 | 0           | 0 | 0         | 0 | 0           | 0 |
| JEFFERSON COUNTY  | 0         | 0  | 0         | 0 | 0         | 0 | 0         | 0 | 0         | 0 | 0         | 0 | 0         | 0 | 0         | 0 | 0           | 0 | 0         | 0 | 0           | 0 |
| JENKINS COUNTY    | 1         | 25 | 1         | 1 | 0         | 0 | 0         | 0 | 2         | 1 | 0         | 0 | 0         | 0 | 0         | 0 | 0           | 0 | 0         | 0 | 2           | 1 |
| JOHNSON COUNTY    | 0         | 0  | 0         | 0 | 0         | 0 | 0         | 0 | 0         | 0 | 0         | 0 | 0         | 0 | 0         | 0 | 0           | 0 | 0         | 0 | 0           | 0 |
| JONES COUNTY      | 0         | 0  | 0         | 0 | 0         | 0 | 0         | 0 | 0         | 0 | 0         | 0 | 0         | 0 | 0         | 0 | 0           | 0 | 0         | 0 | 0           | 0 |
| LAMAR COUNTY      | 0         | 0  | 0         | 0 | 0         | 0 | 0         | 0 | 0         | 0 | 0         | 0 | 0         | 0 | 0         | 0 | 0           | 0 | 0         | 0 | 0           | 0 |
| LANIER COUNTY     | 0         | 0  | 0         | 0 | 0         | 0 | 0         | 0 | 0         | 0 | 0         | 0 | 0         | 0 | 0         | 0 | 0           | 0 | 0         | 0 | 0           | 0 |
| LAURENS COUNTY    | 0         | 0  | 1         | 1 | 0         | 0 | 0         | 0 | 1         | 1 | 0         | 0 | 0         | 0 | 0         | 0 | 0           | 0 | 0         | 0 | 1           | 1 |
| LEE COUNTY        | 0         | 0  | 0         | 0 | 0         | 0 | 0         | 0 | 0         | 0 | 0         | 0 | 0         | 0 | 0         | 0 | 0           | 0 | 0         | 0 | 0           | 0 |
| LIBERTY COUNTY    | 0         | 0  | 2         | 2 | 1         | 2 | 0         | 0 | 3         | 2 | 0         | 0 | 0         | 0 | 0         | 0 | 0           | 0 | 0         | 0 | 3           | 2 |
| LINCOLN COUNTY    | 0         | 0  | 1         | 1 | 0         | 0 | 0         | 0 | 1         | 1 | 0         | 0 | 0         | 0 | 0         | 0 | 0           | 0 | 0         | 0 | 1           | 1 |
| LONG COUNTY       | 0         | 0  | 0         | 0 | 0         | 0 | 0         | 0 | 0         | 0 | 0         | 0 | 0         | 0 | 0         | 0 | 0           | 0 | 0         | 0 | 0           | 0 |
| LOWNDES COUNTY    | 0         | 0  | 1         | 1 | 0         | 0 | 0         | 0 | 1         | 1 | 0         | 0 | 0         | 0 | 0         | 0 | 0           | 0 | 0         | 0 | 1           | 1 |
| LUMPKIN COUNTY    | 0         | 0  | 0         | 0 | 0         | 0 | 0         | 0 | 0         | 0 | 0         | 0 | 0         | 0 | 0         | 0 | 0           | 0 | 0         | 0 | 0           | 0 |
| MACON COUNTY      | 0         | 0  | 0         | 0 | 0         | 0 | 0         | 0 | 0         | 0 | 0         | 0 | 0         | 0 | 0         | 0 | 0           | 0 | 0         | 0 | 0           | 0 |
| MADISON COUNTY    | 0         | 0  | 0         | 0 | 0         | 0 | 0         | 0 | 0         | 0 | 0         | 0 | 0         | 0 | 0         | 0 | 0           | 0 | 0         | 0 | 0           | 0 |
| MARION COUNTY     | 0         | 0  | 1         | 1 | 0         | 0 | 0         | 0 | 1         | 1 | 0         | 0 | 0         | 0 | 0         | 0 | 0           | 0 | 0         | 0 | 1           | 1 |
| MCDUFFIE COUNTY   | 0         | 0  | 1         | 1 | 0         | 0 | 0         | 0 | 1         | 1 | 0         | 0 | 0         | 0 | 0         | 0 | 0           | 0 | 0         | 0 | 1           | 1 |
| MCINTOSH COUNTY   | 0         | 0  | 2         | 2 | 0         | 0 | 0         | 0 | 2         | 1 | 0         | 0 | 0         | 0 | 0         | 0 | 0           | 0 | 0         | 0 | 2           | 1 |
| MERIWETHER COUNTY | 0         | 0  | 0         | 0 | 0         | 0 | 0         | 0 | 0         | 0 | 0         | 0 | 0         | 0 | 0         | 0 | 0           | 0 | 0         | 0 | 0           | 0 |
| MILLER COUNTY     | 0         | 0  | 0         | 0 | 0         | 0 | 0         | 0 | 0         | 0 | 0         | 0 | 0         | 0 | 0         | 0 | 0           | 0 | 0         | 0 | 0           | 0 |
| MITCHELL COUNTY   | 1         | 25 | 0         | 0 | 0         | 0 | 0         | 0 | 1         | 1 | 0         | 0 | 0         | 0 | 0         | 0 | 0           | 0 | 0         | 0 | 1           | 1 |
| MONROE COUNTY     | 0         | 0  | 0         | 0 | 1         | 2 | 0         | 0 | 1         | 1 | 0         | 0 | 0         | 0 | 0         | 0 | 0           | 0 | 0         | 0 | 1           | 1 |
| MONTGOMERY COUNTY | 0         | 0  | 0         | 0 | 0         | 0 | 0         | 0 | 0         | 0 | 0         | 0 | 0         | 0 | 0         | 0 | 0           | 0 | 0         | 0 | 0           | 0 |
| MORGAN COUNTY     | 0         | 0  | 1         | 1 | 0         | 0 | 0         | 0 | 1         | 1 | 0         | 0 | 0         | 0 | 0         | 0 | 0           | 0 | 0         | 0 | 1           | 1 |
| MURRAY COUNTY     | 0         | 0  | 0         | 0 | 0         | 0 | 0         | 0 | 0         | 0 | 0         | 0 | 0         | 0 | 0         | 0 | 0           | 0 | 0         | 0 | 0           | 0 |
| MUSCOGEE COUNTY   | 0         | 0  | 2         | 2 | 3         | 6 | 0         | 0 | 5         | 3 | 0         | 0 | 0         | 0 | 0         | 0 | 0           | 0 | 0         | 5 | 3           |   |

(continued)

LIFE WITHOUT PAROLE Inmate statistical profile

Sample: ACTIVE PRISONERS EXCLUDING JAIL  
Active inmates 05/01/2000

Requestor: Statistics

Home County by current age & sex (CONTINUED)

| Home County       | M E N |    |       |   |       |   |       |    | W O M E N |   |       |   |       |    |       |   | Grand |   |       |    |   |   |
|-------------------|-------|----|-------|---|-------|---|-------|----|-----------|---|-------|---|-------|----|-------|---|-------|---|-------|----|---|---|
|                   | Age   | %  | Age   | % | Age   | % | Age   | %  | Men       | % | Age   | % | Age   | %  | Age   | % | Women | % | Total | %  |   |   |
|                   | 00-21 |    | 22-39 |   | 40-54 |   | 55-99 |    | Total     |   | 00-21 |   | 22-39 |    | 40-54 |   | 55-99 |   | Total |    |   |   |
| NEWTON COUNTY     | 0     | 0  | 1     | 1 | 0     | 0 | 0     | 0  | 1         | 1 | 0     | 0 | 0     | 0  | 0     | 0 | 0     | 0 | 0     | 1  | 1 |   |
| OCONEE COUNTY     | 0     | 0  | 0     | 0 | 0     | 0 | 0     | 0  | 0         | 0 | 0     | 0 | 0     | 0  | 0     | 0 | 0     | 0 | 0     | 0  | 0 |   |
| OGLETHORPE COUNTY | 0     | 0  | 0     | 0 | 0     | 0 | 0     | 0  | 0         | 0 | 0     | 0 | 0     | 0  | 0     | 0 | 0     | 0 | 0     | 0  | 0 |   |
| PAULDING COUNTY   | 0     | 0  | 0     | 0 | 1     | 2 | 0     | 0  | 1         | 1 | 0     | 0 | 0     | 0  | 0     | 0 | 0     | 0 | 0     | 1  | 1 |   |
| PEACH COUNTY      | 0     | 0  | 0     | 0 | 0     | 0 | 0     | 0  | 0         | 0 | 0     | 0 | 0     | 0  | 0     | 0 | 0     | 0 | 0     | 0  | 0 |   |
| PICKENS COUNTY    | 0     | 0  | 0     | 0 | 0     | 0 | 0     | 0  | 0         | 0 | 0     | 0 | 0     | 0  | 0     | 0 | 0     | 0 | 0     | 0  | 0 |   |
| PIERCE COUNTY     | 0     | 0  | 0     | 0 | 1     | 2 | 0     | 0  | 1         | 1 | 0     | 0 | 0     | 0  | 0     | 0 | 0     | 0 | 0     | 1  | 1 |   |
| PIKE COUNTY       | 0     | 0  | 0     | 0 | 1     | 2 | 0     | 0  | 1         | 1 | 0     | 0 | 0     | 0  | 0     | 0 | 0     | 0 | 0     | 1  | 1 |   |
| POLK COUNTY       | 0     | 0  | 0     | 0 | 0     | 0 | 0     | 0  | 0         | 0 | 0     | 0 | 0     | 0  | 0     | 0 | 0     | 0 | 0     | 0  | 0 |   |
| PULASKI COUNTY    | 0     | 0  | 0     | 0 | 0     | 0 | 0     | 0  | 0         | 0 | 0     | 0 | 0     | 0  | 0     | 0 | 0     | 0 | 0     | 0  | 0 |   |
| PUTNAM COUNTY     | 0     | 0  | 1     | 1 | 1     | 2 | 0     | 0  | 2         | 1 | 0     | 0 | 0     | 0  | 0     | 0 | 0     | 0 | 0     | 2  | 1 |   |
| QUITMAN COUNTY    | 0     | 0  | 0     | 0 | 0     | 0 | 0     | 0  | 0         | 0 | 0     | 0 | 0     | 0  | 0     | 0 | 0     | 0 | 0     | 0  | 0 |   |
| RABUN COUNTY      | 0     | 0  | 0     | 0 | 0     | 0 | 0     | 0  | 0         | 0 | 0     | 0 | 0     | 0  | 0     | 0 | 0     | 0 | 0     | 0  | 0 |   |
| RANDOLPH COUNTY   | 0     | 0  | 0     | 0 | 1     | 2 | 0     | 0  | 1         | 1 | 0     | 0 | 0     | 0  | 0     | 0 | 0     | 0 | 0     | 1  | 1 |   |
| RICHMOND COUNTY   | 1     | 25 | 3     | 3 | 2     | 4 | 0     | 0  | 6         | 4 | 0     | 0 | 1     | 50 | 0     | 0 | 0     | 0 | 1     | 50 | 7 | 4 |
| ROCKDALE COUNTY   | 0     | 0  | 0     | 0 | 1     | 2 | 0     | 0  | 1         | 1 | 0     | 0 | 0     | 0  | 0     | 0 | 0     | 0 | 0     | 1  | 1 |   |
| SCHLEY COUNTY     | 0     | 0  | 0     | 0 | 0     | 0 | 0     | 0  | 0         | 0 | 0     | 0 | 0     | 0  | 0     | 0 | 0     | 0 | 0     | 0  | 0 |   |
| SCREVEN COUNTY    | 0     | 0  | 0     | 0 | 0     | 0 | 0     | 0  | 0         | 0 | 0     | 0 | 0     | 0  | 0     | 0 | 0     | 0 | 0     | 0  | 0 |   |
| SEMINOLE COUNTY   | 0     | 0  | 0     | 0 | 0     | 0 | 0     | 0  | 0         | 0 | 0     | 0 | 0     | 0  | 0     | 0 | 0     | 0 | 0     | 0  | 0 |   |
| SPALDING COUNTY   | 0     | 0  | 2     | 2 | 0     | 0 | 0     | 0  | 2         | 1 | 0     | 0 | 0     | 0  | 0     | 0 | 0     | 0 | 0     | 2  | 1 |   |
| STEPHENS COUNTY   | 0     | 0  | 0     | 0 | 0     | 0 | 0     | 0  | 0         | 0 | 0     | 0 | 0     | 0  | 0     | 0 | 0     | 0 | 0     | 0  | 0 |   |
| STEWART COUNTY    | 0     | 0  | 0     | 0 | 0     | 0 | 0     | 0  | 0         | 0 | 0     | 0 | 0     | 0  | 0     | 0 | 0     | 0 | 0     | 0  | 0 |   |
| SUMTER COUNTY     | 0     | 0  | 0     | 0 | 0     | 0 | 0     | 0  | 0         | 0 | 0     | 0 | 0     | 0  | 0     | 0 | 0     | 0 | 0     | 0  | 0 |   |
| TALBOT COUNTY     | 0     | 0  | 0     | 0 | 0     | 0 | 0     | 0  | 0         | 0 | 0     | 0 | 0     | 0  | 0     | 0 | 0     | 0 | 0     | 0  | 0 |   |
| TALIAFERRO COUNTY | 0     | 0  | 0     | 0 | 0     | 0 | 0     | 0  | 0         | 0 | 0     | 0 | 0     | 0  | 0     | 0 | 0     | 0 | 0     | 0  | 0 |   |
| TATNALL COUNTY    | 0     | 0  | 1     | 1 | 0     | 0 | 0     | 0  | 1         | 1 | 0     | 0 | 0     | 0  | 0     | 0 | 0     | 0 | 0     | 1  | 1 |   |
| TAYLOR COUNTY     | 0     | 0  | 0     | 0 | 0     | 0 | 0     | 0  | 0         | 0 | 0     | 0 | 0     | 0  | 0     | 0 | 0     | 0 | 0     | 0  | 0 |   |
| TELFAIR COUNTY    | 0     | 0  | 0     | 0 | 0     | 0 | 0     | 0  | 0         | 0 | 0     | 0 | 0     | 0  | 0     | 0 | 0     | 0 | 0     | 0  | 0 |   |
| TERRELL COUNTY    | 0     | 0  | 0     | 0 | 0     | 0 | 0     | 0  | 0         | 0 | 0     | 0 | 0     | 0  | 0     | 0 | 0     | 0 | 0     | 0  | 0 |   |
| THOMAS COUNTY     | 0     | 0  | 1     | 1 | 0     | 0 | 0     | 0  | 1         | 1 | 0     | 0 | 0     | 0  | 0     | 0 | 0     | 0 | 0     | 1  | 1 |   |
| TIFT COUNTY       | 0     | 0  | 1     | 1 | 0     | 0 | 1     | 14 | 2         | 1 | 0     | 0 | 0     | 0  | 0     | 0 | 0     | 0 | 0     | 2  | 1 |   |
| TOOMBS COUNTY     | 0     | 0  | 1     | 1 | 0     | 0 | 0     | 0  | 1         | 1 | 0     | 0 | 0     | 0  | 0     | 0 | 0     | 0 | 0     | 1  | 1 |   |
| TOWNS COUNTY      | 0     | 0  | 0     | 0 | 0     | 0 | 0     | 0  | 0         | 0 | 0     | 0 | 0     | 0  | 0     | 0 | 0     | 0 | 0     | 0  | 0 |   |
| TREUTLEN COUNTY   | 0     | 0  | 0     | 0 | 0     | 0 | 0     | 0  | 0         | 0 | 0     | 0 | 0     | 0  | 0     | 0 | 0     | 0 | 0     | 0  | 0 |   |
| TROUP COUNTY      | 0     | 0  | 0     | 0 | 0     | 0 | 1     | 14 | 1         | 1 | 0     | 0 | 0     | 0  | 0     | 0 | 0     | 0 | 0     | 1  | 1 |   |

(continued)

Georgia Department of Corrections

Page 35 Run 05/01/00 Office of Planning and Analysis

LIFE WITHOUT PAROLE Inmate statistical profile

Sample: ACTIVE PRISONERS EXCLUDING JAIL  
Active inmates 05/01/2000

Requestor: Statistics

Home County by current age & sex (CONTINUED)

| Home County       | M E N        |     |              |     |              |     |              |     | W O M E N    |     |              |   |              |     |              |   | Grand        |   |                |     |                |     |
|-------------------|--------------|-----|--------------|-----|--------------|-----|--------------|-----|--------------|-----|--------------|---|--------------|-----|--------------|---|--------------|---|----------------|-----|----------------|-----|
|                   | Age<br>00-21 | %   | Age<br>22-39 | %   | Age<br>40-54 | %   | Age<br>55-99 | %   | Men<br>Total | %   | Age<br>00-21 | % | Age<br>22-39 | %   | Age<br>40-54 | % | Age<br>55-99 | % | Women<br>Total | %   | Grand<br>Total | %   |
| TURNER COUNTY     | 0            | 0   | 0            | 0   | 0            | 0   | 0            | 0   | 0            | 0   | 0            | 0 | 0            | 0   | 0            | 0 | 0            | 0 | 0              | 0   | 0              | 0   |
| TWIGGS COUNTY     | 0            | 0   | 0            | 0   | 0            | 0   | 0            | 0   | 0            | 0   | 0            | 0 | 0            | 0   | 0            | 0 | 0            | 0 | 0              | 0   | 0              | 0   |
| UNION COUNTY      | 0            | 0   | 0            | 0   | 1            | 2   | 0            | 0   | 1            | 1   | 0            | 0 | 0            | 0   | 0            | 0 | 0            | 0 | 0              | 0   | 1              | 1   |
| UPSON COUNTY      | 0            | 0   | 0            | 0   | 0            | 0   | 0            | 0   | 0            | 0   | 0            | 0 | 0            | 0   | 0            | 0 | 0            | 0 | 0              | 0   | 0              | 0   |
| WALKER COUNTY     | 0            | 0   | 2            | 2   | 0            | 0   | 0            | 0   | 2            | 1   | 0            | 0 | 1            | 50  | 0            | 0 | 0            | 0 | 1              | 50  | 3              | 2   |
| WALTON COUNTY     | 0            | 0   | 1            | 1   | 1            | 2   | 0            | 0   | 2            | 1   | 0            | 0 | 0            | 0   | 0            | 0 | 0            | 0 | 0              | 0   | 2              | 1   |
| WARE COUNTY       | 0            | 0   | 3            | 3   | 1            | 2   | 0            | 0   | 4            | 3   | 0            | 0 | 0            | 0   | 0            | 0 | 0            | 0 | 0              | 0   | 4              | 2   |
| WARREN COUNTY     | 0            | 0   | 0            | 0   | 0            | 0   | 0            | 0   | 0            | 0   | 0            | 0 | 0            | 0   | 0            | 0 | 0            | 0 | 0              | 0   | 0              | 0   |
| WASHINGTON COUNTY | 0            | 0   | 0            | 0   | 0            | 0   | 0            | 0   | 0            | 0   | 0            | 0 | 0            | 0   | 0            | 0 | 0            | 0 | 0              | 0   | 0              | 0   |
| WAYNE COUNTY      | 0            | 0   | 1            | 1   | 0            | 0   | 0            | 0   | 1            | 1   | 0            | 0 | 0            | 0   | 0            | 0 | 0            | 0 | 0              | 0   | 1              | 1   |
| WEBSTER COUNTY    | 0            | 0   | 0            | 0   | 0            | 0   | 0            | 0   | 0            | 0   | 0            | 0 | 0            | 0   | 0            | 0 | 0            | 0 | 0              | 0   | 0              | 0   |
| WHEELER COUNTY    | 0            | 0   | 0            | 0   | 0            | 0   | 0            | 0   | 0            | 0   | 0            | 0 | 0            | 0   | 0            | 0 | 0            | 0 | 0              | 0   | 0              | 0   |
| WHITE COUNTY      | 0            | 0   | 0            | 0   | 0            | 0   | 0            | 0   | 0            | 0   | 0            | 0 | 0            | 0   | 0            | 0 | 0            | 0 | 0              | 0   | 0              | 0   |
| WHITFIELD COUNTY  | 0            | 0   | 0            | 0   | 1            | 2   | 0            | 0   | 1            | 1   | 0            | 0 | 0            | 0   | 0            | 0 | 0            | 0 | 0              | 0   | 1              | 1   |
| WILCOX COUNTY     | 0            | 0   | 0            | 0   | 0            | 0   | 0            | 0   | 0            | 0   | 0            | 0 | 0            | 0   | 0            | 0 | 0            | 0 | 0              | 0   | 0              | 0   |
| WILKES COUNTY     | 0            | 0   | 0            | 0   | 0            | 0   | 0            | 0   | 0            | 0   | 0            | 0 | 0            | 0   | 0            | 0 | 0            | 0 | 0              | 0   | 0              | 0   |
| WILKINSON COUNTY  | 0            | 0   | 1            | 1   | 0            | 0   | 0            | 0   | 1            | 1   | 0            | 0 | 0            | 0   | 0            | 0 | 0            | 0 | 0              | 0   | 1              | 1   |
| WORTH COUNTY      | 0            | 0   | 0            | 0   | 0            | 0   | 0            | 0   | 0            | 0   | 0            | 0 | 0            | 0   | 0            | 0 | 0            | 0 | 0              | 0   | 0              | 0   |
| OUT OF STATE      | 0            | 0   | 0            | 0   | 0            | 0   | 0            | 0   | 0            | 0   | 0            | 0 | 0            | 0   | 0            | 0 | 0            | 0 | 0              | 0   | 0              | 0   |
| Total reported    | 4            | 100 | 98           | 100 | 50           | 100 | 7            | 100 | 159          | 100 | 0            | 0 | 2            | 100 | 0            | 0 | 0            | 0 | 2              | 100 | 161            | 100 |
| Percent reported  | 100.0        |     | 89.9         |     | 82.0         |     | 77.8         |     | 86.9         |     | .0           |   | 100.0        |     | .0           |   | .0           |   | 100.0          |     | 87.0           |     |
| UNKNOWN           | 0            |     | 11           |     | 11           |     | 2            |     | 24           |     | 0            |   | 0            |     | 0            |   | 0            |   | 0              |     | 24             |     |
| Total             | 4            |     | 109          |     | 61           |     | 9            |     | 183          |     | 0            |   | 2            |     | 0            |   | 0            |   | 2              |     | 185            |     |

Requestor: Statistics

Prison Sentence In Years by current age & sex

| Sentence In Years                  | M E N        |     |              |     |              |     | W O M E N    |     |       |     |              |   | Grand        |     |              |   |              |   |                |     |       |     |
|------------------------------------|--------------|-----|--------------|-----|--------------|-----|--------------|-----|-------|-----|--------------|---|--------------|-----|--------------|---|--------------|---|----------------|-----|-------|-----|
|                                    | Age<br>00-21 | %   | Age<br>22-39 | %   | Age<br>40-54 | %   | Age<br>55-99 | %   | Total | %   | Age<br>00-21 | % | Age<br>22-39 | %   | Age<br>40-54 | % | Age<br>55-99 | % | Women<br>Total | %   | Total | %   |
| 0-1                                | 0            | 0   | 0            | 0   | 0            | 0   | 0            | 0   | 0     | 0   | 0            | 0 | 0            | 0   | 0            | 0 | 0            | 0 | 0              | 0   | 0     | 0   |
| 1.1-2                              | 0            | 0   | 0            | 0   | 0            | 0   | 0            | 0   | 0     | 0   | 0            | 0 | 0            | 0   | 0            | 0 | 0            | 0 | 0              | 0   | 0     | 0   |
| 2.1-3                              | 0            | 0   | 0            | 0   | 0            | 0   | 0            | 0   | 0     | 0   | 0            | 0 | 0            | 0   | 0            | 0 | 0            | 0 | 0              | 0   | 0     | 0   |
| 3.1-4                              | 0            | 0   | 0            | 0   | 0            | 0   | 0            | 0   | 0     | 0   | 0            | 0 | 0            | 0   | 0            | 0 | 0            | 0 | 0              | 0   | 0     | 0   |
| 4.1-5                              | 0            | 0   | 0            | 0   | 0            | 0   | 0            | 0   | 0     | 0   | 0            | 0 | 0            | 0   | 0            | 0 | 0            | 0 | 0              | 0   | 0     | 0   |
| 5.1-6                              | 0            | 0   | 0            | 0   | 0            | 0   | 0            | 0   | 0     | 0   | 0            | 0 | 0            | 0   | 0            | 0 | 0            | 0 | 0              | 0   | 0     | 0   |
| 6.1-7                              | 0            | 0   | 0            | 0   | 0            | 0   | 0            | 0   | 0     | 0   | 0            | 0 | 0            | 0   | 0            | 0 | 0            | 0 | 0              | 0   | 0     | 0   |
| 7.1-8                              | 0            | 0   | 0            | 0   | 0            | 0   | 0            | 0   | 0     | 0   | 0            | 0 | 0            | 0   | 0            | 0 | 0            | 0 | 0              | 0   | 0     | 0   |
| 8.1-9                              | 0            | 0   | 0            | 0   | 0            | 0   | 0            | 0   | 0     | 0   | 0            | 0 | 0            | 0   | 0            | 0 | 0            | 0 | 0              | 0   | 0     | 0   |
| 9.1-10                             | 0            | 0   | 0            | 0   | 0            | 0   | 0            | 0   | 0     | 0   | 0            | 0 | 0            | 0   | 0            | 0 | 0            | 0 | 0              | 0   | 0     | 0   |
| 10.1-12                            | 0            | 0   | 0            | 0   | 0            | 0   | 0            | 0   | 0     | 0   | 0            | 0 | 0            | 0   | 0            | 0 | 0            | 0 | 0              | 0   | 0     | 0   |
| 12.1-15                            | 0            | 0   | 0            | 0   | 0            | 0   | 0            | 0   | 0     | 0   | 0            | 0 | 0            | 0   | 0            | 0 | 0            | 0 | 0              | 0   | 0     | 0   |
| 15.1-20                            | 0            | 0   | 0            | 0   | 0            | 0   | 0            | 0   | 0     | 0   | 0            | 0 | 0            | 0   | 0            | 0 | 0            | 0 | 0              | 0   | 0     | 0   |
| 20.1-OVER                          | 0            | 0   | 0            | 0   | 0            | 0   | 0            | 0   | 0     | 0   | 0            | 0 | 0            | 0   | 0            | 0 | 0            | 0 | 0              | 0   | 0     | 0   |
| LIFE                               | 0            | 0   | 0            | 0   | 0            | 0   | 0            | 0   | 0     | 0   | 0            | 0 | 0            | 0   | 0            | 0 | 0            | 0 | 0              | 0   | 0     | 0   |
| DEATH                              | 0            | 0   | 0            | 0   | 0            | 0   | 0            | 0   | 0     | 0   | 0            | 0 | 0            | 0   | 0            | 0 | 0            | 0 | 0              | 0   | 0     | 0   |
| LIFE W/O PAROLE                    | 4            | 100 | 109          | 100 | 61           | 100 | 9            | 100 | 183   | 100 | 0            | 0 | 2            | 100 | 0            | 0 | 0            | 0 | 2              | 100 | 185   | 100 |
| YOUTHFUL OFFENDERS                 | 0            | 0   | 0            | 0   | 0            | 0   | 0            | 0   | 0     | 0   | 0            | 0 | 0            | 0   | 0            | 0 | 0            | 0 | 0              | 0   | 0     | 0   |
| Total reported                     | 4            | 100 | 109          | 100 | 61           | 100 | 9            | 100 | 183   | 100 | 0            | 0 | 2            | 100 | 0            | 0 | 0            | 0 | 2              | 100 | 185   | 100 |
| Percent reported                   | 100.0        |     | 100.0        |     | 100.0        |     | 100.0        |     | 100.0 |     | .0           |   | 100.0        |     | .0           |   | .0           |   | 100.0          |     | 100.0 |     |
| NOT REPORTED                       | 0            |     | 0            |     | 0            |     | 0            |     | 0     |     | 0            |   | 0            |     | 0            |   | 0            |   | 0              |     | 0     |     |
| Total                              | 4            |     | 109          |     | 61           |     | 9            |     | 183   |     | 0            |   | 2            |     | 0            |   | 0            |   | 2              |     | 185   |     |
| AVG EXCLUDING<br>LIFE, DEATH, YO   | .00          |     | .00          |     | .00          |     | .00          |     | .00   |     | .00          |   | .00          |     | .00          |   | .00          |   | .00            |     | .00   |     |
| AVG INCLUDING<br>LIFE=21, YO=3 YRS | 3.00         |     | 3.00         |     | 3.00         |     | 3.00         |     | 3.00  |     | .00          |   | 3.00         |     | .00          |   | .00          |   | 3.00           |     | 3.00  |     |

Georgia Department of Corrections

Page 37 Run 05/01/00 Office of Planning and Analysis

LIFE WITHOUT PAROLE Inmate statistical profile

Sample: ACTIVE PRISONERS EXCLUDING JAIL  
Active inmates 05/01/2000

Requestor: Statistics

Probation To Follow Prison by current age & sex

| Prob After Prison   | M E N       |             |             |             |             |             | W O M E N   |             |             |               |         |  | Grand Total % |
|---------------------|-------------|-------------|-------------|-------------|-------------|-------------|-------------|-------------|-------------|---------------|---------|--|---------------|
|                     | Age 00-21 % | Age 22-39 % | Age 40-54 % | Age 55-99 % | Men Total % | Age 00-21 % | Age 22-39 % | Age 40-54 % | Age 55-99 % | Women Total % |         |  |               |
| PROBATION TO FOLLOW | 0 0         | 3 3         | 0 0         | 0 0         | 3 2         | 0 0         | 0 0         | 0 0         | 0 0         | 0 0           | 3 2     |  |               |
| NO PROBATION        | 4 100       | 106 97      | 61 100      | 9 100       | 180 98      | 0 0         | 2 100       | 0 0         | 0 0         | 2 100         | 182 98  |  |               |
| Total reported      | 4 100       | 109 100     | 61 100      | 9 100       | 183 100     | 0 0         | 2 100       | 0 0         | 0 0         | 2 100         | 185 100 |  |               |
| Percent reported    | 100.0       | 100.0       | 100.0       | 100.0       | 100.0       | .0          | 100.0       | .0          | .0          | 100.0         | 100.0   |  |               |
| NOT REPORTED        | 0           | 0           | 0           | 0           | 0           | 0           | 0           | 0           | 0           | 0             | 0       |  |               |
| Total               | 4           | 109         | 61          | 9           | 183         | 0           | 2           | 0           | 0           | 2             | 185     |  |               |



LIFE WITHOUT PAROLE Inmate statistical profile

Sample: ACTIVE PRISONERS EXCLUDING JAIL  
Active inmates 05/01/2000

Requestor: Statistics

Admission Type by current age & sex

| Admission Type       | Age   |     | M E N |     |       |     | Men   |     | W O M E N |     |       |   | Women |     | Grand |   |       |   |       |     |       |     |
|----------------------|-------|-----|-------|-----|-------|-----|-------|-----|-----------|-----|-------|---|-------|-----|-------|---|-------|---|-------|-----|-------|-----|
|                      | 00-21 | %   | 22-39 | %   | 40-54 | %   | 55-99 | %   | Total     | %   | 00-21 | % | 22-39 | %   | 40-54 | % | 55-99 | % | Total | %   |       |     |
| COMMITTED FROM COURT | 1     | 25  | 31    | 28  | 19    | 31  | 1     | 11  | 52        | 28  | 0     | 0 | 2     | 100 | 0     | 0 | 0     | 0 | 2     | 100 | 54    | 29  |
| RETURN APPEAL/BOND   | 0     | 0   | 0     | 0   | 0     | 0   | 0     | 0   | 0         | 0   | 0     | 0 | 0     | 0   | 0     | 0 | 0     | 0 | 0     | 0   | 0     | 0   |
| PAROLE REV/NEW SENT  | 0     | 0   | 11    | 10  | 7     | 11  | 0     | 0   | 18        | 10  | 0     | 0 | 0     | 0   | 0     | 0 | 0     | 0 | 0     | 0   | 18    | 10  |
| PAR REV/NO NEW SENT  | 0     | 0   | 2     | 2   | 1     | 2   | 0     | 0   | 3         | 2   | 0     | 0 | 0     | 0   | 0     | 0 | 0     | 0 | 0     | 0   | 3     | 2   |
| PROB VIOL/TOTAL REV  | 0     | 0   | 0     | 0   | 0     | 0   | 0     | 0   | 0         | 0   | 0     | 0 | 0     | 0   | 0     | 0 | 0     | 0 | 0     | 0   | 0     | 0   |
| PROB VIOL/PARTIAL    | 0     | 0   | 0     | 0   | 0     | 0   | 0     | 0   | 0         | 0   | 0     | 0 | 0     | 0   | 0     | 0 | 0     | 0 | 0     | 0   | 0     | 0   |
| ADMIT FM OTHER CUST  | 0     | 0   | 0     | 0   | 0     | 0   | 0     | 0   | 0         | 0   | 0     | 0 | 0     | 0   | 0     | 0 | 0     | 0 | 0     | 0   | 0     | 0   |
| SHOCK INCARCERATION  | 0     | 0   | 0     | 0   | 0     | 0   | 0     | 0   | 0         | 0   | 0     | 0 | 0     | 0   | 0     | 0 | 0     | 0 | 0     | 0   | 0     | 0   |
| PROB REV/REMAINDER   | 0     | 0   | 2     | 2   | 1     | 2   | 0     | 0   | 3         | 2   | 0     | 0 | 0     | 0   | 0     | 0 | 0     | 0 | 0     | 0   | 3     | 2   |
| NEW SENT/PAR REV PND | 0     | 0   | 0     | 0   | 1     | 2   | 0     | 0   | 1         | 1   | 0     | 0 | 0     | 0   | 0     | 0 | 0     | 0 | 0     | 0   | 1     | 1   |
| LIFE W/O PAROLE      | 3     | 75  | 63    | 58  | 32    | 52  | 7     | 78  | 105       | 57  | 0     | 0 | 0     | 0   | 0     | 0 | 0     | 0 | 0     | 0   | 105   | 57  |
| PAROLE REV BOOT CAMP | 0     | 0   | 0     | 0   | 0     | 0   | 0     | 0   | 0         | 0   | 0     | 0 | 0     | 0   | 0     | 0 | 0     | 0 | 0     | 0   | 0     | 0   |
| PAR REV/RSN UNKNOWN  | 0     | 0   | 0     | 0   | 0     | 0   | 1     | 11  | 1         | 1   | 0     | 0 | 0     | 0   | 0     | 0 | 0     | 0 | 0     | 0   | 1     | 1   |
| PROBATION/PAROLE REV | 0     | 0   | 0     | 0   | 0     | 0   | 0     | 0   | 0         | 0   | 0     | 0 | 0     | 0   | 0     | 0 | 0     | 0 | 0     | 0   | 0     | 0   |
| PB PAROLE RESCINDED  | 0     | 0   | 0     | 0   | 0     | 0   | 0     | 0   | 0         | 0   | 0     | 0 | 0     | 0   | 0     | 0 | 0     | 0 | 0     | 0   | 0     | 0   |
| PROB REVOCATION/SC   | 0     | 0   | 0     | 0   | 0     | 0   | 0     | 0   | 0         | 0   | 0     | 0 | 0     | 0   | 0     | 0 | 0     | 0 | 0     | 0   | 0     | 0   |
| PAR REV/REVOC CENTER | 0     | 0   | 0     | 0   | 0     | 0   | 0     | 0   | 0         | 0   | 0     | 0 | 0     | 0   | 0     | 0 | 0     | 0 | 0     | 0   | 0     | 0   |
| INFORMATION ONLY     | 0     | 0   | 0     | 0   | 0     | 0   | 0     | 0   | 0         | 0   | 0     | 0 | 0     | 0   | 0     | 0 | 0     | 0 | 0     | 0   | 0     | 0   |
| INCOMPLETE SENT PKG  | 0     | 0   | 0     | 0   | 0     | 0   | 0     | 0   | 0         | 0   | 0     | 0 | 0     | 0   | 0     | 0 | 0     | 0 | 0     | 0   | 0     | 0   |
| HANCOCK REVOC CENTER | 0     | 0   | 0     | 0   | 0     | 0   | 0     | 0   | 0         | 0   | 0     | 0 | 0     | 0   | 0     | 0 | 0     | 0 | 0     | 0   | 0     | 0   |
| WHITWORTH DETENTION  | 0     | 0   | 0     | 0   | 0     | 0   | 0     | 0   | 0         | 0   | 0     | 0 | 0     | 0   | 0     | 0 | 0     | 0 | 0     | 0   | 0     | 0   |
| DCYS AT RISK         | 0     | 0   | 0     | 0   | 0     | 0   | 0     | 0   | 0         | 0   | 0     | 0 | 0     | 0   | 0     | 0 | 0     | 0 | 0     | 0   | 0     | 0   |
| OTHER                | 0     | 0   | 0     | 0   | 0     | 0   | 0     | 0   | 0         | 0   | 0     | 0 | 0     | 0   | 0     | 0 | 0     | 0 | 0     | 0   | 0     | 0   |
| Total reported       | 4     | 100 | 109   | 100 | 61    | 100 | 9     | 100 | 183       | 100 | 0     | 0 | 2     | 100 | 0     | 0 | 0     | 0 | 2     | 100 | 185   | 100 |
| Percent reported     | 100.0 |     | 100.0 |     | 100.0 |     | 100.0 |     | 100.0     |     | .0    |   | 100.0 |     | .0    |   | .0    |   | 100.0 |     | 100.0 |     |
| UNKNOWN              | 0     |     | 0     |     | 0     |     | 0     |     | 0         |     | 0     |   | 0     |     | 0     |   | 0     |   | 0     |     | 0     |     |
| Total                | 4     |     | 109   |     | 61    |     | 9     |     | 183       |     | 0     |   | 2     |     | 0     |   | 0     |   | 2     |     | 185   |     |

LIFE WITHOUT PAROLE Inmate statistical profile

Sample: ACTIVE PRISONERS EXCLUDING JAIL  
Active inmates 05/01/2000

Requestor: Statistics

Release Type by current age & sex

| Release Type | M E N        |     |              |     |              |     |              |     | W O M E N    |     |              |   |              |     |              |   | Grand<br>Total % |              |   |                |     |     |
|--------------|--------------|-----|--------------|-----|--------------|-----|--------------|-----|--------------|-----|--------------|---|--------------|-----|--------------|---|------------------|--------------|---|----------------|-----|-----|
|              | Age<br>00-21 | %   | Age<br>22-39 | %   | Age<br>40-54 | %   | Age<br>55-99 | %   | Men<br>Total | %   | Age<br>00-21 | % | Age<br>22-39 | %   | Age<br>40-54 | % |                  | Age<br>55-99 | % | Women<br>Total | %   |     |
| Active       | 4            | 100 | 109          | 100 | 61           | 100 | 9            | 100 | 183          | 100 | 0            | 0 | 2            | 100 | 0            | 0 | 0                | 0            | 2 | 100            | 185 | 100 |
| Total        | 4            |     | 109          |     | 61           |     | 9            |     | 183          |     | 0            |   | 2            |     | 0            |   | 0                |              | 2 |                | 185 |     |

Georgia Department of Corrections

Page 40 Run 05/01/00 Office of Planning and Analysis

LIFE WITHOUT PAROLE Inmate statistical profile

Sample: ACTIVE PRISONERS EXCLUDING JAIL  
Active inmates 05/01/2000

Requestor: Statistics

Inst By Group by current age & sex

| Inst By Group        | M E N       |             |             |             |             |             | W O M E N   |             |             |               |       |         | Grand Total % |
|----------------------|-------------|-------------|-------------|-------------|-------------|-------------|-------------|-------------|-------------|---------------|-------|---------|---------------|
|                      | Age 00-21 % | Age 22-39 % | Age 40-54 % | Age 55-99 % | Men Total % | Age 00-21 % | Age 22-39 % | Age 40-54 % | Age 55-99 % | Women Total % |       |         |               |
| County jails         | 0 0         | 0 0         | 0 0         | 0 0         | 0 0         | 0 0         | 0 0         | 0 0         | 0 0         | 0 0           | 0 0   | 0 0     |               |
| Transitional centers | 0 0         | 0 0         | 0 0         | 0 0         | 0 0         | 0 0         | 0 0         | 0 0         | 0 0         | 0 0           | 0 0   | 0 0     |               |
| County camps         | 0 0         | 0 0         | 0 0         | 0 0         | 0 0         | 0 0         | 0 0         | 0 0         | 0 0         | 0 0           | 0 0   | 0 0     |               |
| Inmate boot camps    | 0 0         | 0 0         | 0 0         | 0 0         | 0 0         | 0 0         | 0 0         | 0 0         | 0 0         | 0 0           | 0 0   | 0 0     |               |
| State prisons        | 4 100       | 109 100     | 61 100      | 9 100       | 183 100     | 0 0         | 2 100       | 0 0         | 0 0         | 0 0           | 2 100 | 185 100 |               |
| Private prisons      | 0 0         | 0 0         | 0 0         | 0 0         | 0 0         | 0 0         | 0 0         | 0 0         | 0 0         | 0 0           | 0 0   | 0 0     |               |
| Other                | 0 0         | 0 0         | 0 0         | 0 0         | 0 0         | 0 0         | 0 0         | 0 0         | 0 0         | 0 0           | 0 0   | 0 0     |               |
| Total reported       | 4 100       | 109 100     | 61 100      | 9 100       | 183 100     | 0 0         | 2 100       | 0 0         | 0 0         | 0 0           | 2 100 | 185 100 |               |
| Percent reported     | 100.0       | 100.0       | 100.0       | 100.0       | 100.0       | .0          | 100.0       | .0          | .0          | .0            | 100.0 | 100.0   |               |
| Not reported         | 0           | 0           | 0           | 0           | 0           | 0           | 0           | 0           | 0           | 0             | 0     | 0       |               |
| Total                | 4           | 109         | 61          | 9           | 183         | 0           | 2           | 0           | 0           | 0             | 2     | 185     |               |

Georgia Department of Corrections

Page 41 Run 05/01/00 Office of Planning and Analysis

LIFE WITHOUT PAROLE Inmate statistical profile

Sample: ACTIVE PRISONERS EXCLUDING JAIL  
Active inmates 05/01/2000

Requestor: Statistics

Institution by current age & sex

| Institution          | M E N        |     |              |     |              |     |              |     | W O M E N    |     |              |   |              |     |              |   |              |   |                |     |                |     |
|----------------------|--------------|-----|--------------|-----|--------------|-----|--------------|-----|--------------|-----|--------------|---|--------------|-----|--------------|---|--------------|---|----------------|-----|----------------|-----|
|                      | Age<br>00-21 | %   | Age<br>22-39 | %   | Age<br>40-54 | %   | Age<br>55-99 | %   | Men<br>Total | %   | Age<br>00-21 | % | Age<br>22-39 | %   | Age<br>40-54 | % | Age<br>55-99 | % | Women<br>Total | %   | Grand<br>Total | %   |
| Ware Prison          | 1            | 25  | 6            | 6   | 7            | 11  | 0            | 0   | 14           | 8   | 0            | 0 | 0            | 0   | 0            | 0 | 0            | 0 | 0              | 0   | 14             | 8   |
| Phillips Prison      | 0            | 0   | 6            | 6   | 1            | 2   | 0            | 0   | 7            | 4   | 0            | 0 | 0            | 0   | 0            | 0 | 0            | 0 | 0              | 0   | 7              | 4   |
| Arrendale Prison     | 1            | 25  | 3            | 3   | 0            | 0   | 0            | 0   | 4            | 2   | 0            | 0 | 0            | 0   | 0            | 0 | 0            | 0 | 0              | 0   | 4              | 2   |
| Georgia State Prison | 0            | 0   | 17           | 16  | 10           | 16  | 0            | 0   | 27           | 15  | 0            | 0 | 0            | 0   | 0            | 0 | 0            | 0 | 0              | 0   | 27             | 15  |
| Jackson Prison-Diag  | 0            | 0   | 3            | 3   | 0            | 0   | 0            | 0   | 3            | 2   | 0            | 0 | 0            | 0   | 0            | 0 | 0            | 0 | 0              | 0   | 3              | 2   |
| Augusta Med Prison   | 0            | 0   | 2            | 2   | 3            | 5   | 4            | 44  | 9            | 5   | 0            | 0 | 0            | 0   | 0            | 0 | 0            | 0 | 0              | 0   | 9              | 5   |
| Valdosta Prison      | 1            | 25  | 24           | 22  | 10           | 16  | 1            | 11  | 36           | 20  | 0            | 0 | 0            | 0   | 0            | 0 | 0            | 0 | 0              | 0   | 36             | 19  |
| Hays Prison          | 0            | 0   | 9            | 8   | 9            | 15  | 1            | 11  | 19           | 10  | 0            | 0 | 0            | 0   | 0            | 0 | 0            | 0 | 0              | 0   | 19             | 10  |
| Hancock Prison       | 0            | 0   | 4            | 4   | 4            | 7   | 0            | 0   | 8            | 4   | 0            | 0 | 0            | 0   | 0            | 0 | 0            | 0 | 0              | 0   | 8              | 4   |
| Telfair Prison       | 0            | 0   | 11           | 10  | 5            | 8   | 1            | 11  | 17           | 9   | 0            | 0 | 0            | 0   | 0            | 0 | 0            | 0 | 0              | 0   | 17             | 9   |
| Autry Prison         | 0            | 0   | 0            | 0   | 0            | 0   | 1            | 11  | 1            | 1   | 0            | 0 | 0            | 0   | 0            | 0 | 0            | 0 | 0              | 0   | 1              | 1   |
| Macon Prison         | 0            | 0   | 10           | 9   | 7            | 11  | 0            | 0   | 17           | 9   | 0            | 0 | 0            | 0   | 0            | 0 | 0            | 0 | 0              | 0   | 17             | 9   |
| Smith Prison         | 1            | 25  | 14           | 13  | 5            | 8   | 1            | 11  | 21           | 11  | 0            | 0 | 0            | 0   | 0            | 0 | 0            | 0 | 0              | 0   | 21             | 11  |
| Metro Womens Prison  | 0            | 0   | 0            | 0   | 0            | 0   | 0            | 0   | 0            | 0   | 0            | 0 | 1            | 50  | 0            | 0 | 0            | 0 | 1              | 50  | 1              | 1   |
| Pulaski Womens Pris  | 0            | 0   | 0            | 0   | 0            | 0   | 0            | 0   | 0            | 0   | 0            | 0 | 1            | 50  | 0            | 0 | 0            | 1 | 50             | 1   | 1              |     |
| Total reported       | 4            | 100 | 109          | 100 | 61           | 100 | 9            | 100 | 183          | 100 | 0            | 0 | 2            | 100 | 0            | 0 | 0            | 0 | 2              | 100 | 185            | 100 |
| Percent reported     | 100.0        |     | 100.0        |     | 100.0        |     | 100.0        |     | 100.0        |     | .0           |   | 100.0        |     | .0           |   | .0           |   | 100.0          |     | 100.0          |     |
| Not Reported         | 0            |     | 0            |     | 0            |     | 0            |     | 0            |     | 0            |   | 0            |     | 0            |   | 0            |   | 0              |     | 0              |     |
| Total                | 4            |     | 109          |     | 61           |     | 9            |     | 183          |     | 0            |   | 2            |     | 0            |   | 0            |   | 2              |     | 185            |     |

LIFE WITHOUT PAROLE Inmate statistical profile

Sample: ACTIVE PRISONERS EXCLUDING JAIL  
Active inmates 05/01/2000

Requestor: Statistics

Misdemeanors And Felonies by current age & sex

| Crime Type       | M E N       |     |             |     |             |     |             |     | W O M E N   |     |             |   |             |     |             |   | Grand Total % |   |             |     |               |     |
|------------------|-------------|-----|-------------|-----|-------------|-----|-------------|-----|-------------|-----|-------------|---|-------------|-----|-------------|---|---------------|---|-------------|-----|---------------|-----|
|                  | Age 00-21 % |     | Age 22-39 % |     | Age 40-54 % |     | Age 55-99 % |     | Men Total % |     | Age 00-21 % |   | Age 22-39 % |     | Age 40-54 % |   |               |   | Age 55-99 % |     | Women Total % |     |
| MISDEMEANOR      | 0           | 0   | 0           | 0   | 0           | 0   | 0           | 0   | 0           | 0   | 0           | 0 | 0           | 0   | 0           | 0 | 0             | 0 | 0           | 0   | 0             |     |
| FELONY           | 4           | 100 | 109         | 100 | 61          | 100 | 9           | 100 | 183         | 100 | 0           | 0 | 2           | 100 | 0           | 0 | 0             | 0 | 2           | 100 | 185           | 100 |
| Total reported   | 4           | 100 | 109         | 100 | 61          | 100 | 9           | 100 | 183         | 100 | 0           | 0 | 2           | 100 | 0           | 0 | 0             | 0 | 2           | 100 | 185           | 100 |
| Percent reported | 100.0       |     | 100.0       |     | 100.0       |     | 100.0       |     | 100.0       |     | .0          |   | 100.0       |     | .0          |   | .0            |   | 100.0       |     | 100.0         |     |
| NOT REPORTED     | 0           |     | 0           |     | 0           |     | 0           |     | 0           |     | 0           |   | 0           |     | 0           |   | 0             |   | 0           |     | 0             |     |
| Total            | 4           |     | 109         |     | 61          |     | 9           |     | 183         |     | 0           |   | 2           |     | 0           |   | 0             |   | 2           |     | 185           |     |

LIFE WITHOUT PAROLE Inmate statistical profile

Sample: ACTIVE PRISONERS EXCLUDING JAIL  
Active inmates 05/01/2000

Requestor: Statistics

Crimes By Group by current age & sex

| Crimes By Group      | M E N       |             |             |             |             |             |             |             | W O M E N   |               |         |  |  |  |  |  | Grand Total % |  |
|----------------------|-------------|-------------|-------------|-------------|-------------|-------------|-------------|-------------|-------------|---------------|---------|--|--|--|--|--|---------------|--|
|                      | Age 00-21 % | Age 22-39 % | Age 40-54 % | Age 55-99 % | Men Total % | Age 00-21 % | Age 22-39 % | Age 40-54 % | Age 55-99 % | Women Total % |         |  |  |  |  |  |               |  |
| HOMICIDE             | 4 100       | 77 71       | 23 38       | 5 56        | 109 60      | 0 0         | 2 100       | 0 0         | 0 0         | 2 100         | 111 60  |  |  |  |  |  |               |  |
| ABORTION             | 0 0         | 0 0         | 0 0         | 0 0         | 0 0         | 0 0         | 0 0         | 0 0         | 0 0         | 0 0           | 0 0     |  |  |  |  |  |               |  |
| BODILY INJRY&REL OFF | 0 0         | 5 5         | 13 21       | 2 22        | 20 11       | 0 0         | 0 0         | 0 0         | 0 0         | 0 0           | 20 11   |  |  |  |  |  |               |  |
| ARSON & REL OFF      | 0 0         | 0 0         | 0 0         | 0 0         | 0 0         | 0 0         | 0 0         | 0 0         | 0 0         | 0 0           | 0 0     |  |  |  |  |  |               |  |
| DAMAGE OF PROPERTY   | 0 0         | 0 0         | 0 0         | 0 0         | 0 0         | 0 0         | 0 0         | 0 0         | 0 0         | 0 0           | 0 0     |  |  |  |  |  |               |  |
| BURGLARY & REL OFF   | 0 0         | 0 0         | 0 0         | 0 0         | 0 0         | 0 0         | 0 0         | 0 0         | 0 0         | 0 0           | 0 0     |  |  |  |  |  |               |  |
| FORGERY & REL OFF    | 0 0         | 0 0         | 0 0         | 0 0         | 0 0         | 0 0         | 0 0         | 0 0         | 0 0         | 0 0           | 0 0     |  |  |  |  |  |               |  |
| THEFT                | 0 0         | 0 0         | 0 0         | 0 0         | 0 0         | 0 0         | 0 0         | 0 0         | 0 0         | 0 0           | 0 0     |  |  |  |  |  |               |  |
| ROBBERY              | 0 0         | 12 11       | 13 21       | 1 11        | 26 14       | 0 0         | 0 0         | 0 0         | 0 0         | 0 0           | 26 14   |  |  |  |  |  |               |  |
| SEXUAL OFFENSES      | 0 0         | 10 9        | 11 18       | 1 11        | 22 12       | 0 0         | 0 0         | 0 0         | 0 0         | 0 0           | 22 12   |  |  |  |  |  |               |  |
| OBSCENITY CRIMES     | 0 0         | 0 0         | 0 0         | 0 0         | 0 0         | 0 0         | 0 0         | 0 0         | 0 0         | 0 0           | 0 0     |  |  |  |  |  |               |  |
| TREASON & REL OFF    | 0 0         | 0 0         | 0 0         | 0 0         | 0 0         | 0 0         | 0 0         | 0 0         | 0 0         | 0 0           | 0 0     |  |  |  |  |  |               |  |
| CRIMES INVOLVNG GOVT | 0 0         | 0 0         | 0 0         | 0 0         | 0 0         | 0 0         | 0 0         | 0 0         | 0 0         | 0 0           | 0 0     |  |  |  |  |  |               |  |
| FALSIFICATIONS       | 0 0         | 0 0         | 0 0         | 0 0         | 0 0         | 0 0         | 0 0         | 0 0         | 0 0         | 0 0           | 0 0     |  |  |  |  |  |               |  |
| OBSTRUCT LAW ENFORCE | 0 0         | 0 0         | 0 0         | 0 0         | 0 0         | 0 0         | 0 0         | 0 0         | 0 0         | 0 0           | 0 0     |  |  |  |  |  |               |  |
| DISORDERLY CONDUCT   | 0 0         | 0 0         | 0 0         | 0 0         | 0 0         | 0 0         | 0 0         | 0 0         | 0 0         | 0 0           | 0 0     |  |  |  |  |  |               |  |
| GAMBLING & REL OFF   | 0 0         | 0 0         | 0 0         | 0 0         | 0 0         | 0 0         | 0 0         | 0 0         | 0 0         | 0 0           | 0 0     |  |  |  |  |  |               |  |
| CRUELTY TO CHILDREN  | 0 0         | 0 0         | 0 0         | 0 0         | 0 0         | 0 0         | 0 0         | 0 0         | 0 0         | 0 0           | 0 0     |  |  |  |  |  |               |  |
| CRIMES WITH GUNS     | 0 0         | 0 0         | 0 0         | 0 0         | 0 0         | 0 0         | 0 0         | 0 0         | 0 0         | 0 0           | 0 0     |  |  |  |  |  |               |  |
| INVASION PRIVACY     | 0 0         | 0 0         | 0 0         | 0 0         | 0 0         | 0 0         | 0 0         | 0 0         | 0 0         | 0 0           | 0 0     |  |  |  |  |  |               |  |
| RACKETEERING         | 0 0         | 0 0         | 0 0         | 0 0         | 0 0         | 0 0         | 0 0         | 0 0         | 0 0         | 0 0           | 0 0     |  |  |  |  |  |               |  |
| DRUG ABUSE OFFENSES  | 0 0         | 4 4         | 1 2         | 0 0         | 5 3         | 0 0         | 0 0         | 0 0         | 0 0         | 0 0           | 5 3     |  |  |  |  |  |               |  |
| DRUG TRAFFICKING     | 0 0         | 1 1         | 0 0         | 0 0         | 1 1         | 0 0         | 0 0         | 0 0         | 0 0         | 0 0           | 1 1     |  |  |  |  |  |               |  |
| AUTO CRIMES          | 0 0         | 0 0         | 0 0         | 0 0         | 0 0         | 0 0         | 0 0         | 0 0         | 0 0         | 0 0           | 0 0     |  |  |  |  |  |               |  |
| REVENUE & CONTRABAND | 0 0         | 0 0         | 0 0         | 0 0         | 0 0         | 0 0         | 0 0         | 0 0         | 0 0         | 0 0           | 0 0     |  |  |  |  |  |               |  |
| CRIMES OF OTH STATES | 0 0         | 0 0         | 0 0         | 0 0         | 0 0         | 0 0         | 0 0         | 0 0         | 0 0         | 0 0           | 0 0     |  |  |  |  |  |               |  |
| MISC. FELONIES       | 0 0         | 0 0         | 0 0         | 0 0         | 0 0         | 0 0         | 0 0         | 0 0         | 0 0         | 0 0           | 0 0     |  |  |  |  |  |               |  |
| MISDEMEANORS         | 0 0         | 0 0         | 0 0         | 0 0         | 0 0         | 0 0         | 0 0         | 0 0         | 0 0         | 0 0           | 0 0     |  |  |  |  |  |               |  |
| Total reported       | 4 100       | 109 100     | 61 100      | 9 100       | 183 100     | 0 0         | 2 100       | 0 0         | 0 0         | 2 100         | 185 100 |  |  |  |  |  |               |  |
| Percent reported     | 100.0       | 100.0       | 100.0       | 100.0       | 100.0       | .0          | 100.0       | .0          | .0          | 100.0         | 100.0   |  |  |  |  |  |               |  |
| NOT REPORTED         | 0           | 0           | 0           | 0           | 0           | 0           | 0           | 0           | 0           | 0             | 0       |  |  |  |  |  |               |  |
| Total                | 4           | 109         | 61          | 9           | 183         | 0           | 2           | 0           | 0           | 2             | 185     |  |  |  |  |  |               |  |

Georgia Department of Corrections

Page 44 Run 05/01/00 Office of Planning and Analysis

LIFE WITHOUT PAROLE Inmate statistical profile

Sample: ACTIVE PRISONERS EXCLUDING JAIL  
Active inmates 05/01/2000

Requestor: Statistics

Most Serious Offense by current age & sex

| Most Serious Offense | M E N       |             |             |             |             |             | W O M E N   |             |             |               |         |        | Grand Total % |
|----------------------|-------------|-------------|-------------|-------------|-------------|-------------|-------------|-------------|-------------|---------------|---------|--------|---------------|
|                      | Age 00-21 % | Age 22-39 % | Age 40-54 % | Age 55-99 % | Men Total % | Age 00-21 % | Age 22-39 % | Age 40-54 % | Age 55-99 % | Women Total % |         |        |               |
| Misdemeanors         |             |             |             |             |             |             |             |             |             |               |         |        |               |
| -----                |             |             |             |             |             |             |             |             |             |               |         |        |               |
| FELONIES             |             |             |             |             |             |             |             |             |             |               |         |        |               |
| MURDER               | 4 100       | 77 71       | 23 38       | 5 56        | 109 60      | 0 0         | 2 100       | 0 0         | 0 0         | 0 0           | 2 100   | 111 60 |               |
| KIDNAPPING           | 0 0         | 5 5         | 13 21       | 2 22        | 20 11       | 0 0         | 0 0         | 0 0         | 0 0         | 0 0           | 0 0     | 20 11  |               |
| ARMED ROBBERY        | 0 0         | 12 11       | 13 21       | 1 11        | 26 14       | 0 0         | 0 0         | 0 0         | 0 0         | 0 0           | 0 0     | 26 14  |               |
| RAPE                 | 0 0         | 6 6         | 11 18       | 1 11        | 18 10       | 0 0         | 0 0         | 0 0         | 0 0         | 0 0           | 0 0     | 18 10  |               |
| AGGRAV. CHILD MOLEST | 0 0         | 4 4         | 0 0         | 0 0         | 4 2         | 0 0         | 0 0         | 0 0         | 0 0         | 0 0           | 0 0     | 4 2    |               |
| VIOLATE GA CNTRL SBS | 0 0         | 1 1         | 0 0         | 0 0         | 1 1         | 0 0         | 0 0         | 0 0         | 0 0         | 0 0           | 0 0     | 1 1    |               |
| SALE/DISTRIBUTION CO | 0 0         | 2 2         | 0 0         | 0 0         | 2 1         | 0 0         | 0 0         | 0 0         | 0 0         | 0 0           | 0 0     | 2 1    |               |
| POSSESSION OF COCAIN | 0 0         | 1 1         | 1 2         | 0 0         | 2 1         | 0 0         | 0 0         | 0 0         | 0 0         | 0 0           | 0 0     | 2 1    |               |
| ATT/CONSPRCY COMMT C | 0 0         | 1 1         | 0 0         | 0 0         | 1 1         | 0 0         | 0 0         | 0 0         | 0 0         | 0 0           | 0 0     | 1 1    |               |
| Total reported       | 4 100       | 109 100     | 61 100      | 9 100       | 183 100     | 0 0         | 2 100       | 0 0         | 0 0         | 2 100         | 185 100 |        |               |
| Percent reported     | 100.0       | 100.0       | 100.0       | 100.0       | 100.0       | .0          | 100.0       | .0          | .0          | 100.0         | 100.0   |        |               |
| NOT REPORTED         | 0           | 0           | 0           | 0           | 0           | 0           | 0           | 0           | 0           | 0             | 0       |        |               |
| Total                | 4           | 109         | 61          | 9           | 183         | 0           | 2           | 0           | 0           | 2             | 185     |        |               |

LIFE WITHOUT PAROLE Inmate statistical profile

Sample: ACTIVE PRISONERS EXCLUDING JAIL  
Active inmates 05/01/2000

Requestor: Statistics

Most Serious Crime Type by current age & sex

| Crime Type       | M E N       |             |             |             |             |             |             |             | W O M E N   |               |         |  |  |  |  |  | Grand Total % |
|------------------|-------------|-------------|-------------|-------------|-------------|-------------|-------------|-------------|-------------|---------------|---------|--|--|--|--|--|---------------|
|                  | Age 00-21 % | Age 22-39 % | Age 40-54 % | Age 55-99 % | Men Total % | Age 00-21 % | Age 22-39 % | Age 40-54 % | Age 55-99 % | Women Total % |         |  |  |  |  |  |               |
| VIOL/PERSN       | 4 100       | 94 86       | 49 80       | 8 89        | 155 85      | 0 0         | 2 100       | 0 0         | 0 0         | 2 100         | 157 85  |  |  |  |  |  |               |
| NVIOL/PERS       | 0 0         | 0 0         | 0 0         | 0 0         | 0 0         | 0 0         | 0 0         | 0 0         | 0 0         | 0 0           | 0 0     |  |  |  |  |  |               |
| PROPERTY         | 0 0         | 0 0         | 0 0         | 0 0         | 0 0         | 0 0         | 0 0         | 0 0         | 0 0         | 0 0           | 0 0     |  |  |  |  |  |               |
| DRUG SALES       | 0 0         | 3 3         | 0 0         | 0 0         | 3 2         | 0 0         | 0 0         | 0 0         | 0 0         | 0 0           | 3 2     |  |  |  |  |  |               |
| DRUG POSSN       | 0 0         | 2 2         | 1 2         | 0 0         | 3 2         | 0 0         | 0 0         | 0 0         | 0 0         | 0 0           | 3 2     |  |  |  |  |  |               |
| ALCOHOL          | 0 0         | 0 0         | 0 0         | 0 0         | 0 0         | 0 0         | 0 0         | 0 0         | 0 0         | 0 0           | 0 0     |  |  |  |  |  |               |
| HABIT/DUI        | 0 0         | 0 0         | 0 0         | 0 0         | 0 0         | 0 0         | 0 0         | 0 0         | 0 0         | 0 0           | 0 0     |  |  |  |  |  |               |
| SEX OFFEND       | 0 0         | 10 9        | 11 18       | 1 11        | 22 12       | 0 0         | 0 0         | 0 0         | 0 0         | 0 0           | 22 12   |  |  |  |  |  |               |
| OTHER            | 0 0         | 0 0         | 0 0         | 0 0         | 0 0         | 0 0         | 0 0         | 0 0         | 0 0         | 0 0           | 0 0     |  |  |  |  |  |               |
| Total reported   | 4 100       | 109 100     | 61 100      | 9 100       | 183 100     | 0 0         | 2 100       | 0 0         | 0 0         | 2 100         | 185 100 |  |  |  |  |  |               |
| Percent reported | 100.0       | 100.0       | 100.0       | 100.0       | 100.0       | .0          | 100.0       | .0          | .0          | 100.0         | 100.0   |  |  |  |  |  |               |
| NOT REPORTED     | 0           | 0           | 0           | 0           | 0           | 0           | 0           | 0           | 0           | 0             | 0       |  |  |  |  |  |               |
| Total            | 4           | 109         | 61          | 9           | 183         | 0           | 2           | 0           | 0           | 2             | 185     |  |  |  |  |  |               |



