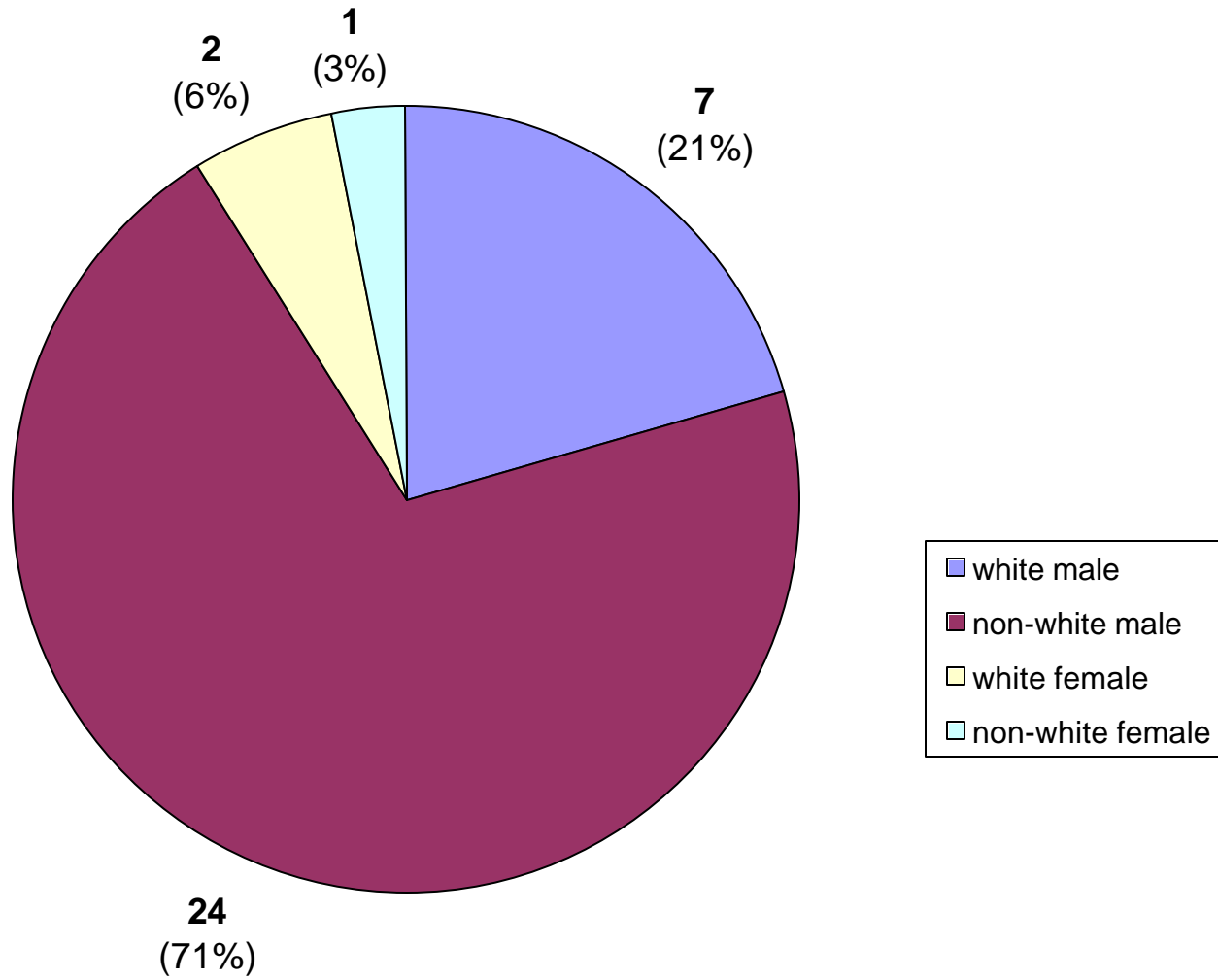
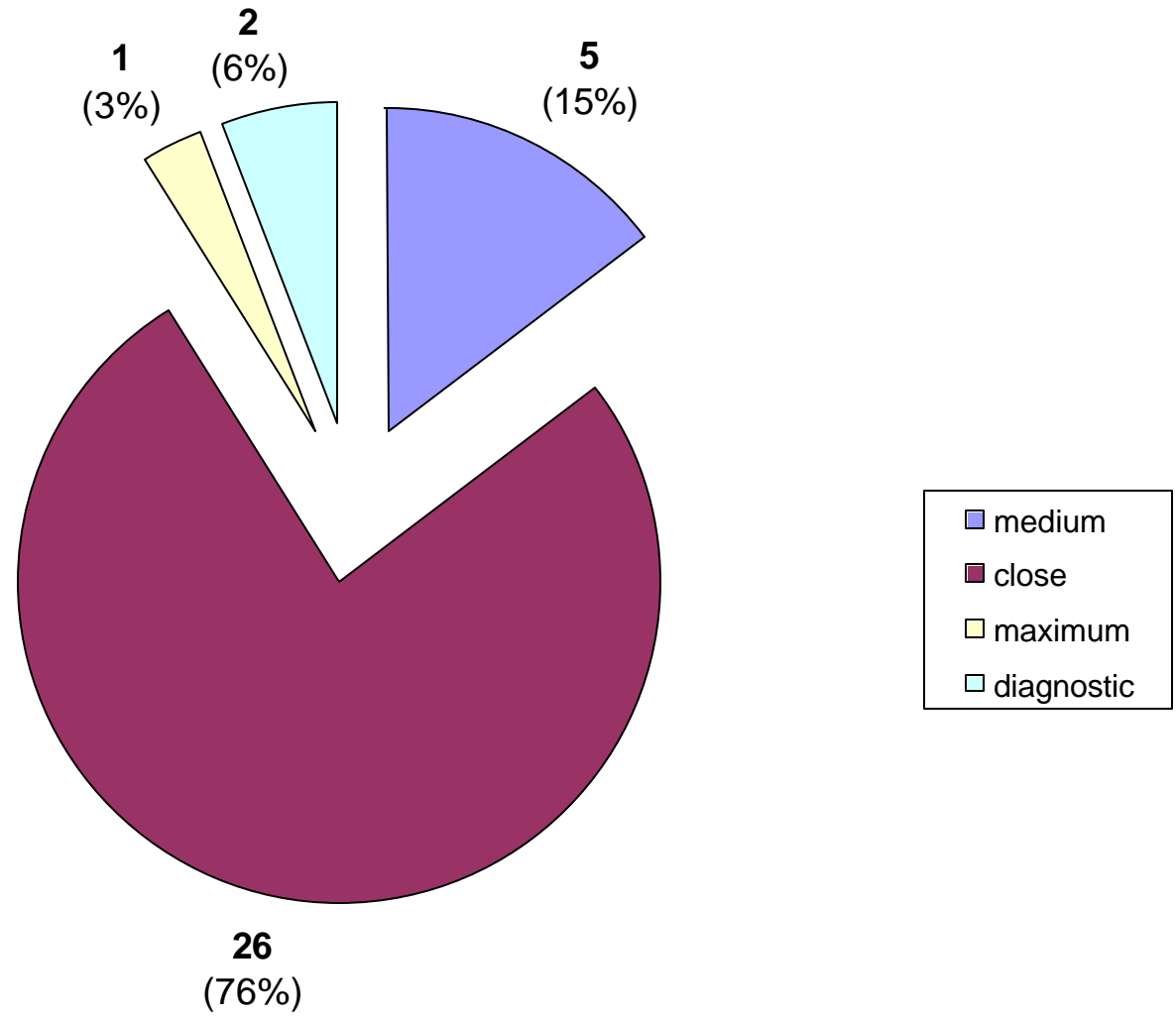


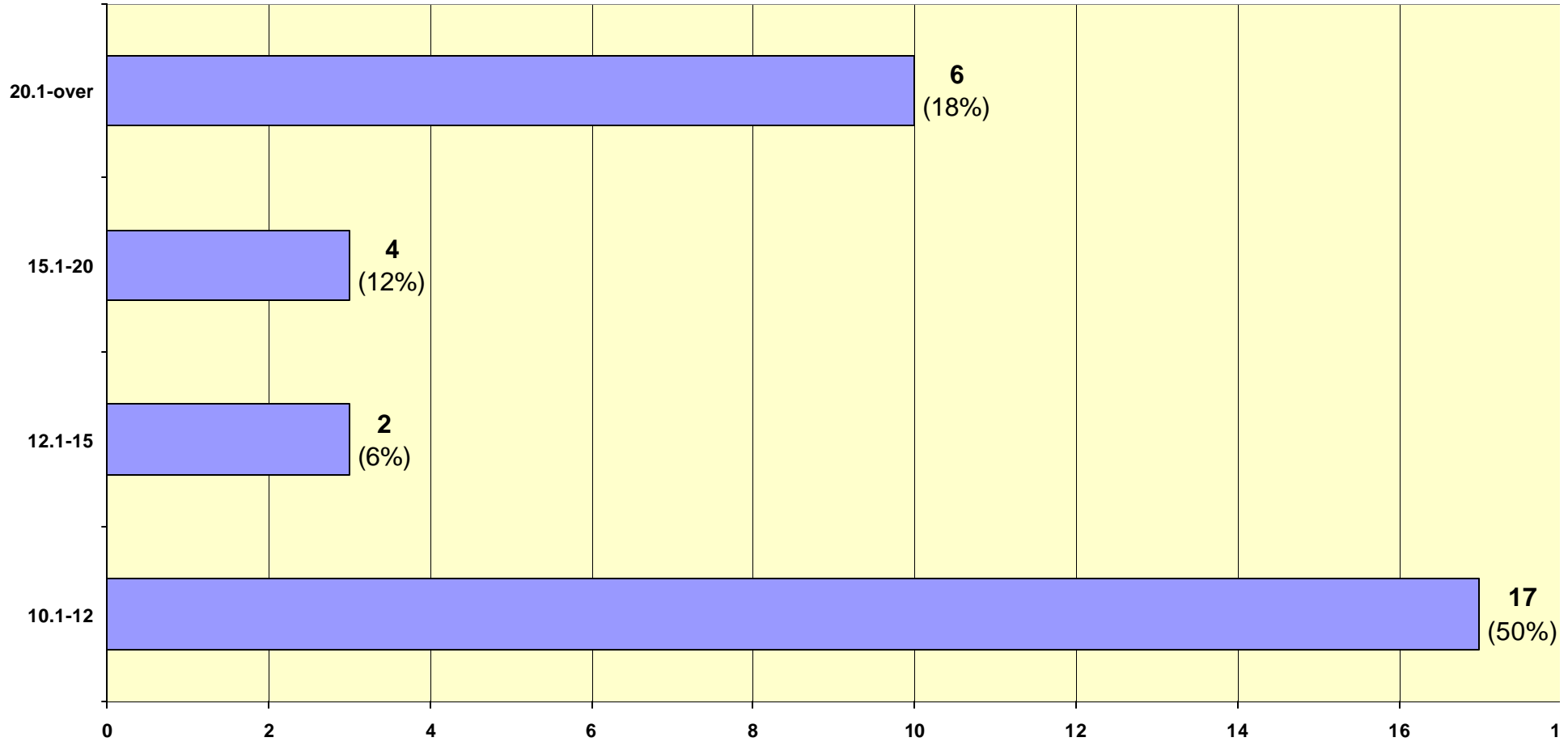
Active Juveniles Sentenced as Adults by Race & Gender




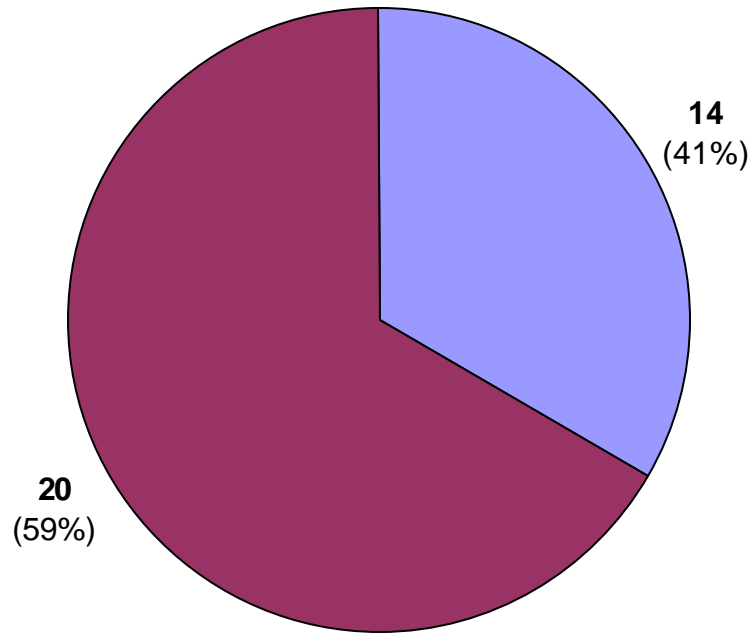
Active Juveniles Sentenced as Adults by Security Status



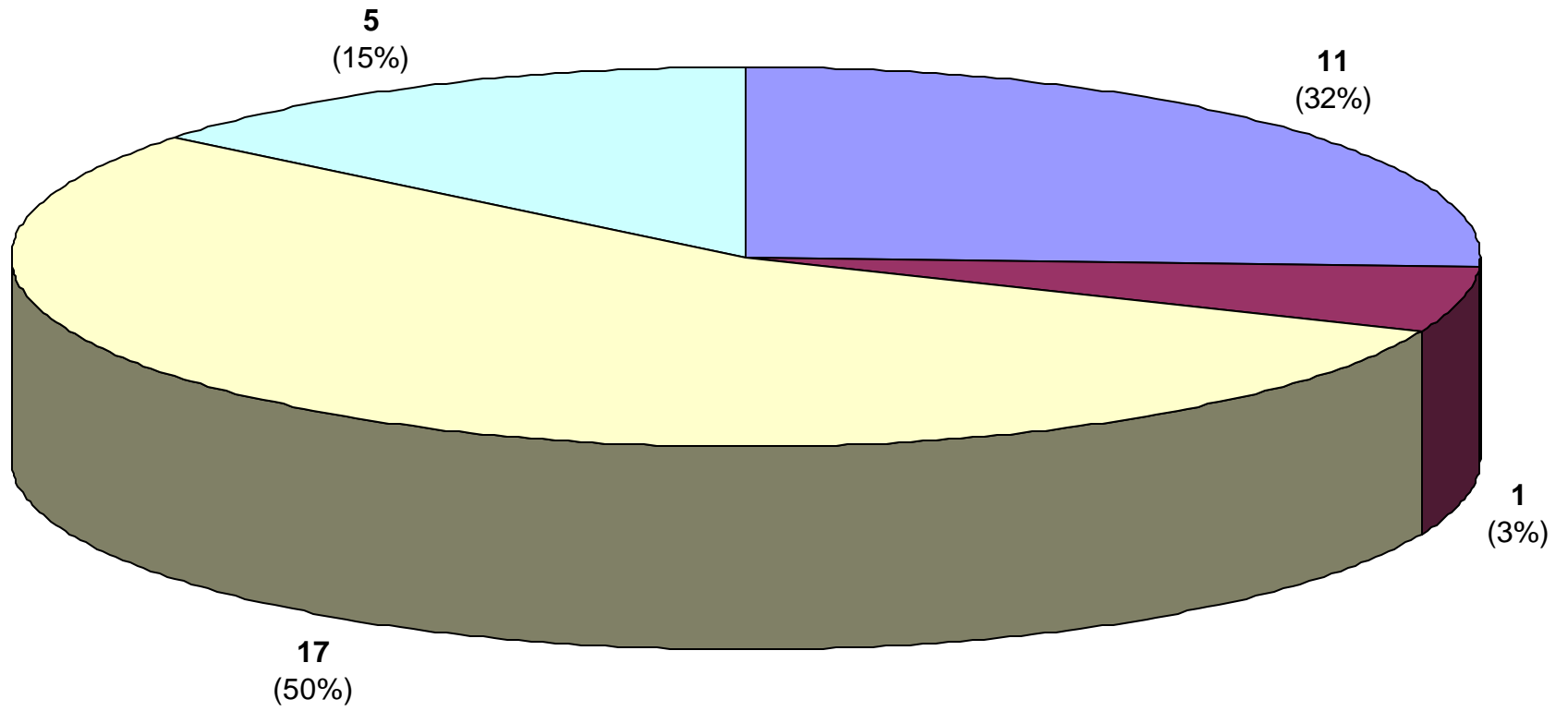
Juveniles Sentenced as Adults by Sentence Length





Juveniles Sentenced as Adults With Probation to Follow Prison



Juveniles Sentenced as Adults by Crime Group



Juveniles Sentenced as Adults by Crime Type



Inmate statistical profile

TABLE OF CONTENTS FOR ACTIVE JUVENILE PRISONERS EXCLUDING JAILS

Title	PAGE
RACE AND SEX.....	2
Culture Fair IQ Scores.....	3
Self-Rpt Socioeconomic Class.....	4
Self-Rpt Environment To Age 16.....	5
Self-Rpt Education Level.....	6
Functional Reading Level (WRAT Scores)..	7
Functional Math Level (WRAT Scores)....	8
Functional Spelling Level (WRAT Scores). 9	
Self-Rpt Guardian Status To Age 16.....	10
Self-Rpt Employment Status Before Prison	11
Self-Rpt Marital Status At Admission....	12
Self-Rpt Number Of Children At Admission	13
Self-Rpt Religious Affiliation.....	14
Self-Rpt Family Behavior Patterns *.....	15
Inmate Diagnostic Behavior Problem *....	16
Physical Profile (General Condition)....	17
Security Status.....	18
Number Of Sentences.....	19
Number Of Disciplinarys.....	20
Number Of Escapes.....	21
Number Of Prior Georgia Incarcerations *	22
Number Of Transfers.....	23
County Of Conviction.....	24
Circ Of Conviction.....	25
Home County.....	26
Prison Sentence In Years.....	27
Probation To Follow Prison.....	28
Admission Type.....	29
Release Type.....	30
Inst By Group.....	31
Institution.....	32
Misdemeanors And Felonies.....	33
Crimes By Group.....	34
Most Serious Offense.....	35
Most Serious Crime Type.....	36

Inmate statistical profile

Sample: ACTIVE JUVENILE PRISONERS EXCLUDING JAILS
Active inmates 06/23/2005

Requestor: Statistics

RACE AND SEX by current age & sex

RACE AND SEX	M E N					W O M E N					Grand Total %
	Age 13-14 %	Age 15-15 %	Age 16-16 %	Age 17-17 %	Men % Total	Age 13-14 %	Age 15-15 %	Age 16-16 %	Age 17-17 %	Women % Total	
WHITE MALE	0 0	2 67	3 33	2 11	7 23	0 0	0 0	0 0	0 0	0 0	7 21
NON WHITE MALE	0 0	1 33	6 67	17 89	24 77	0 0	0 0	0 0	0 0	0 0	24 71
WHITE FEMALE	0 0	0 0	0 0	0 0	0 0	0 0	0 0	1 100	1 100	2 67	2 6
NON WHITE FEMALE	0 0	0 0	0 0	0 0	0 0	0 0	1 100	0 0	0 0	1 33	1 3
Total reported	0 0	3 100	9 100	19 100	31 100	0 0	1 100	1 100	1 100	3 100	34 100
Percent reported	.0	100.0	100.0	100.0	100.0	.0	100.0	100.0	100.0	100.0	100.0
NOT REPORTED	0	0	0	0	0	0	0	0	0	0	0
Total	0	3	9	19	31	0	1	1	1	3	34
AVERAGE AGE	.00	15.00	16.00	17.00	16.52	.00	15.00	16.00	17.00	16.00	16.47

Georgia Department of Corrections

Inmate statistical profile

Sample: ACTIVE JUVENILE PRISONERS EXCLUDING JAILS
Active inmates 06/23/2005

Requestor: Statistics

Culture Fair IQ Scores by current age & sex

IQ Score	M E N					W O M E N					Grand %
	Age 13-14	Age 15-15 %	Age 16-16 %	Age 17-17 %	Men % Total	Age 13-14	Age 15-15 %	Age 16-16 %	Age 17-17 %	Women % Total	
LESS THAN 70	0	0	1	2	3	0	0	0	0	0	3
70 AND UP	0	3	8	17	28	0	1	1	0	2	30
Total reported	0	3	9	19	31	0	1	1	0	2	33
Percent reported	.0	100.0	100.0	100.0	100.0	.0	100.0	100.0	.0	66.7	97.1
NOT REPORTED	0	0	0	0	0	0	0	0	1	1	1
Total	0	3	9	19	31	0	1	1	1	3	34
AVERAGE IQ	.00	103.67	90.33	93.68	93.68	.00	84.00	127.00	.00	105.50	94.39

Inmate statistical profile

Sample: ACTIVE JUVENILE PRISONERS EXCLUDING JAILS
Active inmates 06/23/2005

Requestor: Statistics

Self-Rpt Socioeconomic Class by current age & sex

Socioeconomic Class	M E N				W O M E N				Grand		
	Age 13-14	Age 15-15	Age 16-16	Age 17-17	Men Total	Age 13-14	Age 15-15	Age 16-16		Age 17-17	Women Total
WELFARE	0 0	1 33	1 11	7 37	9 29	0 0	1 100	1 100	0 0	2 67	11 32
OCC EMPLOY	0 0	0 0	0 0	0 0	0 0	0 0	0 0	0 0	0 0	0 0	0 0
MINIMUM STD	0 0	0 0	0 0	3 16	3 10	0 0	0 0	0 0	0 0	0 0	3 9
MIDDLE	0 0	2 67	8 89	9 47	19 61	0 0	0 0	0 0	1 100	1 33	20 59
OTHER	0 0	0 0	0 0	0 0	0 0	0 0	0 0	0 0	0 0	0 0	0 0
Total reported	0 0	3 100	9 100	19 100	31 100	0 0	1 100	1 100	1 100	3 100	34 100
Percent reported	.0	100.0	100.0	100.0	100.0	.0	100.0	100.0	100.0	100.0	100.0
NOT RPTD	0	0	0	0	0	0	0	0	0	0	0
Total	0	3	9	19	31	0	1	1	1	3	34

Inmate statistical profile

Sample: ACTIVE JUVENILE PRISONERS EXCLUDING JAILS
Active inmates 06/23/2005

Requestor: Statistics

Self-Rpt Environment To Age 16 by current age & sex

Environment	M E N					W O M E N					Grand	
	Age 13-14	Age 15-15	Age 16-16	Age 17-17	Men Total	Age 13-14	Age 15-15	Age 16-16	Age 17-17	Women Total		Total
RURAL/FARM	0	0	0	0	0	0	0	0	0	0	0	0
RURAL/NFARM	0	0	0	1	5	1	3	0	0	1	100	3
S.M.S.A	0	0	1	33	4	44	15	79	20	65	0	21
URBAN	0	0	1	33	1	11	0	0	2	6	0	2
SMALL TOWN	0	0	1	33	4	44	3	16	8	26	0	8
OTHER	0	0	0	0	0	0	0	0	0	0	0	0
Total reported	0	0	3	100	9	100	19	100	31	100	0	34
Percent reported		.0	100.0	100.0	100.0	100.0		.0	100.0	100.0	100.0	100.0
NOT RPTD	0	0	0	0	0	0	0	0	0	0	0	0
Total	0	3	9	19	31	0	1	1	1	3	34	

Georgia Department of Corrections

Inmate statistical profile

Sample: ACTIVE JUVENILE PRISONERS EXCLUDING JAILS
 Active inmates 06/23/2005

Requestor: Statistics

Self-Rpt Education Level by current age & sex

Education Level	M E N					W O M E N					Grand Total %	
	Age 13-14	Age % 15-15	Age % 16-16	Age % 17-17	Men % Total	Age 13-14	Age % 15-15	Age % 16-16	Age % 17-17	Women % Total		
LESS THAN GRADE 7	0 0	0 0	0 0	0 0	0 0	0 0	0 0	0 0	0 0	0 0	0 0	0 0
GRADE 7	0 0	1 33	0 0	2 11	3 10	0 0	0 0	0 0	0 0	0 0	0 0	3 9
GRADE 8	0 0	1 33	4 44	8 42	13 42	0 0	1 100	0 0	0 0	1 33	1 33	14 41
GRADE 9	0 0	1 33	3 33	6 32	10 32	0 0	0 0	1 100	1 100	2 67	2 67	12 35
GRADE 10	0 0	0 0	2 22	3 16	5 16	0 0	0 0	0 0	0 0	0 0	0 0	5 15
GRADE 11	0 0	0 0	0 0	0 0	0 0	0 0	0 0	0 0	0 0	0 0	0 0	0 0
GRADE 12	0 0	0 0	0 0	0 0	0 0	0 0	0 0	0 0	0 0	0 0	0 0	0 0
MORE THAN GRADE 12	0 0	0 0	0 0	0 0	0 0	0 0	0 0	0 0	0 0	0 0	0 0	0 0
Total reported	0 0	3 100	9 100	19 100	31 100	0 0	1 100	1 100	1 100	3 100	3 100	34 100
Percent reported	.0	100.0	100.0	100.0	100.0	.0	100.0	100.0	100.0	100.0	100.0	100.0
NOT REPORTED	0	0	0	0	0	0	0	0	0	0	0	0
Total	0	3	9	19	31	0	1	1	1	3	3	34
AVG EDUCATION LEVEL	.00	8.00	8.78	8.53	8.55	.00	8.00	9.00	9.00	8.67	8.67	8.56

* NOTE: THE FIELD LABELED "LESS THAN GRADE 7" WAS CORRECTED IN MARCH 1989: MISSING DATA FOR INMATES STILL IN DIAGNOSTICS NOW HAS BEEN REMOVED FROM THIS FIELD AND IDENTIFIED AS "NOT REPORTED" INFORMATION.

Inmate statistical profile

Sample: ACTIVE JUVENILE PRISONERS EXCLUDING JAILS
Active inmates 06/23/2005

Requestor: Statistics

Functional Reading Level (WRAT Scores) by current age & sex

WRAT Reading Score	M E N					W O M E N					Grand Total %
	Age 13-14 %	Age 15-15 %	Age 16-16 %	Age 17-17 %	Men % Total	Age 13-14 %	Age 15-15 %	Age 16-16 %	Age 17-17 %	Women % Total	
LESS THAN GRADE 6	0 0	1 33	3 33	10 53	14 45	0 0	0 0	0 0	0 0	0 0	14 42
6TH THRU 8TH GRADE	0 0	0 0	2 22	2 11	4 13	0 0	1 100	0 0	0 0	1 50	5 15
GRADE 9	0 0	0 0	1 11	1 5	2 6	0 0	0 0	0 0	0 0	0 0	2 6
GRADE 10	0 0	1 33	0 0	0 0	1 3	0 0	0 0	0 0	0 0	0 0	1 3
GRADE 11	0 0	0 0	0 0	2 11	2 6	0 0	0 0	0 0	0 0	0 0	2 6
GRADE 12	0 0	1 33	3 33	4 21	8 26	0 0	0 0	0 0	0 0	0 0	8 24
MORE THAN GRADE 12	0 0	0 0	0 0	0 0	0 0	0 0	0 0	1 100	0 0	1 50	1 3
Total reported	0 0	3 100	9 100	19 100	31 100	0 0	1 100	1 100	0 0	2 100	33 100
Percent reported	.0	100.0	100.0	100.0	100.0	.0	100.0	100.0	.0	66.7	97.1
NOT REPORTED	0	0	0	0	0	0	0	0	1	1	1
Total	0	3	9	19	31	0	1	1	1	3	34
AVG READING SCORE	.00	9.20	8.73	6.93	7.67	.00	7.50	13.00	.00	10.25	7.83

Inmate statistical profile

Sample: ACTIVE JUVENILE PRISONERS EXCLUDING JAILS
Active inmates 06/23/2005

Requestor: Statistics

Functional Math Level (WRAT Scores) by current age & sex

WRAT Math Score	M E N					W O M E N					Grand Total %
	Age 13-14	Age % 15-15	Age % 16-16	Age % 17-17	Men % Total	Age 13-14	Age % 15-15	Age % 16-16	Age % 17-17	Women % Total	
LESS THAN GRADE 6	0 0	0 0	7 78	9 47	16 52	0 0	1 100	0 0	0 0	1 50	17 52
6TH THRU 8TH GRADE	0 0	2 67	2 22	6 32	10 32	0 0	0 0	0 0	0 0	0 0	10 30
GRADE 9	0 0	0 0	0 0	3 16	3 10	0 0	0 0	0 0	0 0	0 0	3 9
GRADE 10	0 0	0 0	0 0	1 5	1 3	0 0	0 0	0 0	0 0	0 0	1 3
GRADE 11	0 0	1 33	0 0	0 0	1 3	0 0	0 0	0 0	0 0	0 0	1 3
GRADE 12	0 0	0 0	0 0	0 0	0 0	0 0	0 0	0 0	0 0	0 0	0 0
MORE THAN GRADE 12	0 0	0 0	0 0	0 0	0 0	0 0	0 0	1 100	0 0	1 50	1 3
Total reported	0 0	3 100	9 100	19 100	31 100	0 0	1 100	1 100	0 0	2 100	33 100
Percent reported	.0	100.0	100.0	100.0	100.0	.0	100.0	100.0	.0	66.7	97.1
NOT REPORTED	0	0	0	0	0	0	0	0	1	1	1
Total	0	3	9	19	31	0	1	1	1	3	34
AVG MATH SCORE	.00	8.87	5.19	6.41	6.29	.00	3.90	13.00	.00	8.45	6.42

Georgia Department of Corrections

Inmate statistical profile

Sample: ACTIVE JUVENILE PRISONERS EXCLUDING JAILS
Active inmates 06/23/2005

Requestor: Statistics

Functional Spelling Level (WRAT Scores) by current age & sex

WRAT Spelling Score	M E N					W O M E N					Grand Total %
	Age 13-14 %	Age 15-15 %	Age 16-16 %	Age 17-17 %	Men % Total	Age 13-14 %	Age 15-15 %	Age 16-16 %	Age 17-17 %	Women % Total	
LESS THAN GRADE 6	0 0	1 33	4 44	9 47	14 45	0 0	0 0	0 0	0 0	0 0	14 42
6TH THRU 8TH GRADE	0 0	1 33	3 33	8 42	12 39	0 0	1 100	0 0	0 0	1 50	13 39
GRADE 9	0 0	0 0	1 11	1 5	2 6	0 0	0 0	0 0	0 0	0 0	2 6
GRADE 10	0 0	0 0	1 11	0 0	1 3	0 0	0 0	0 0	0 0	0 0	1 3
GRADE 11	0 0	1 33	0 0	1 5	2 6	0 0	0 0	0 0	0 0	0 0	2 6
GRADE 12	0 0	0 0	0 0	0 0	0 0	0 0	0 0	0 0	0 0	0 0	0 0
MORE THAN GRADE 12	0 0	0 0	0 0	0 0	0 0	0 0	0 0	1 100	0 0	1 50	1 3
Total reported	0 0	3 100	9 100	19 100	31 100	0 0	1 100	1 100	0 0	2 100	33 100
Percent reported	.0	100.0	100.0	100.0	100.0	.0	100.0	100.0	.0	66.7	97.1
NOT REPORTED	0	0	0	0	0	0	0	0	1	1	1
Total	0	3	9	19	31	0	1	1	1	3	34
AVG SPELLING SCORE	.00	7.27	5.80	5.78	5.93	.00	6.20	13.00	.00	9.60	6.15

Georgia Department of Corrections

Inmate statistical profile

Sample: ACTIVE JUVENILE PRISONERS EXCLUDING JAILS
Active inmates 06/23/2005

Requestor: Statistics

Self-Rpt Guardian Status To Age 16 by current age & sex

Guardian Status	M E N					W O M E N					Grand Total %		
	Age 13-14	Age % 15-15	Age % 16-16	Age % 17-17	Men % Total	Age 13-14	Age % 15-15	Age % 16-16	Age % 17-17	Women % Total			
ORPHANAGE	0	0	3 100	9 100	19 100	31 100	0	0	1 100	1 100	1 100	3 100	34 100
FATHER ONLY	0	0	0	0	3 16	3 10	0	0	0	0	1 100	1 33	4 12
FTR MTR HD	0	0	0	0	2 11	2 6	0	0	1 100	0	0	1 33	3 9
MOTHER ONLY	0	0	1 33	5 56	11 58	17 55	0	0	0	0	1 100	1 33	18 53
MTR FTR HD	0	0	2 67	3 33	2 11	7 23	0	0	0	0	0	0	7 21
OTH FEMALE	0	0	0	0	0	0	0	0	0	0	0	0	0
OTH MALE	0	0	0	0	0	0	0	0	0	0	0	0	0
STEP-PARNTS	0	0	0	1 11	0	1 3	0	0	0	0	0	0	1 3
FOSTER HOME	0	0	0	0	0	0	0	0	0	0	0	0	0
GRAND PRNTS	0	0	0	0	1 5	1 3	0	0	0	0	0	0	1 3
OTHER	0	0	0	0	0	0	0	0	0	0	0	0	0
Total reported	0	0	6 100	18 100	38 100	62 100	0	0	2 100	2 100	2 100	6 100	68 100
Percent reported	.0	.0	100.0	100.0	100.0	100.0	.0	.0	100.0	100.0	100.0	100.0	100.0
NOT RPTD	0	0	0	0	0	0	0	0	0	0	0	0	0
Total	0	3	9	19	31	0	1	1	1	3	34		

Georgia Department of Corrections

Inmate statistical profile

Sample: ACTIVE JUVENILE PRISONERS EXCLUDING JAILS
Active inmates 06/23/2005

Requestor: Statistics

Self-Rpt Employment Status Before Prison by current age & sex

Employment	M E N					W O M E N					Grand			
	Age 13-14	Age % 15-15	Age % 16-16	Age % 17-17	Men % Total	Age % 13-14	Age % 15-15	Age % 16-16	Age % 17-17	Women % Total		Total %		
FULL TIME	0	0	0	0	1 5	1 3	0	0	0	0	0	0	1 3	
PART TIME	0	0	0	0	0	0	0	0	0	0	0	0	0	0
UNEMPL < 6M	0	0	0	0	0	0	0	0	0	0	0	0	0	0
UNEMPL > 6M	0	0	0	0	0	0	0	0	0	0	0	0	0	0
NEVER WORKD	0	0	2 67	8 89	14 74	24 77	0	0	1 100	1 100	2 67	26 76		
STUDENT	0	0	1 33	1 11	4 21	6 19	0	0	1 100	0	0	1 33	7 21	
INCAPABLE	0	0	0	0	0	0	0	0	0	0	0	0	0	0
OTHER	0	0	0	0	0	0	0	0	0	0	0	0	0	0
Total reported	0	0	3 100	9 100	19 100	31 100	0	0	1 100	1 100	1 100	3 100	34 100	
Percent reported		.0	100.0	100.0	100.0	100.0		.0	100.0	100.0	100.0	100.0	100.0	
NOT RPTD	0	0	0	0	0	0	0	0	0	0	0	0	0	
Total	0	3	9	19	31	0	1	1	1	3	34			

* NOTE: THE FIELD LABELD "OTHER" WAS CORRECTED IN APRIL 1989; INMATES CODED "PRE-OTIS NOT REPORTED" NOW HAVE BEEN REMOVED FROM THIS FIELD AND IDENTIFIED AS "NOT REPORTED".

Inmate statistical profile

Sample: ACTIVE JUVENILE PRISONERS EXCLUDING JAILS
Active inmates 06/23/2005

Requestor: Statistics

Self-Rpt Marital Status At Admission by current age & sex

Marital Status	M E N					W O M E N					Grand
	Age 13-14	Age 15-15	Age 16-16	Age 17-17	Men Total	Age 13-14	Age 15-15	Age 16-16	Age 17-17	Women Total	
SINGLE	0	3	9	19	31	0	1	1	1	3	34
MARRIED	0	0	0	0	0	0	0	0	0	0	0
SEPARATED	0	0	0	0	0	0	0	0	0	0	0
DIVORCED	0	0	0	0	0	0	0	0	0	0	0
WIDOWED	0	0	0	0	0	0	0	0	0	0	0
COMMON LAW	0	0	0	0	0	0	0	0	0	0	0
OTHER	0	0	0	0	0	0	0	0	0	0	0
Total reported	0	3	9	19	31	0	1	1	1	3	34
Percent reported	.0	100.0	100.0	100.0	100.0	.0	100.0	100.0	100.0	100.0	100.0
NOT RPTD	0	0	0	0	0	0	0	0	0	0	0
Total	0	3	9	19	31	0	1	1	1	3	34

Inmate statistical profile

Sample: ACTIVE JUVENILE PRISONERS EXCLUDING JAILS
Active inmates 06/23/2005

Requestor: Statistics

Self-Rpt Number Of Children At Admission by current age & sex

Number Of Children	M E N				W O M E N				Grand		
	Age 13-14	Age 15-15	Age 16-16	Age 17-17	Men Total	Age 13-14	Age 15-15	Age 16-16		Age 17-17	Women Total
NO CHILDREN	0 0	3 100	7 78	18 95	28 90	0 0	1 100	1 100	1 100	3 100	31 91
ONE CHILD	0 0	0 0	2 22	0 0	2 6	0 0	0 0	0 0	0 0	0 0	2 6
TWO CHILDREN	0 0	0 0	0 0	0 0	0 0	0 0	0 0	0 0	0 0	0 0	0 0
THREE CHILDREN	0 0	0 0	0 0	1 5	1 3	0 0	0 0	0 0	0 0	0 0	1 3
FOUR CHILDREN	0 0	0 0	0 0	0 0	0 0	0 0	0 0	0 0	0 0	0 0	0 0
FIVE CHILDREN	0 0	0 0	0 0	0 0	0 0	0 0	0 0	0 0	0 0	0 0	0 0
MORE THAN 5 CHILDREN	0 0	0 0	0 0	0 0	0 0	0 0	0 0	0 0	0 0	0 0	0 0
Total reported	0 0	3 100	9 100	19 100	31 100	0 0	1 100	1 100	1 100	3 100	34 100
Percent reported	.0	100.0	100.0	100.0	100.0	.0	100.0	100.0	100.0	100.0	100.0
NOT REPORTED	0	0	0	0	0	0	0	0	0	0	0
Total	0	3	9	19	31	0	1	1	1	3	34
AVG NUM CHILDREN	.00	.00	.22	.16	.16	.00	.00	.00	.00	.00	.15

* NOTE: THE FIELD LABELED "NO CHILDREN" WAS CORRECTED IN MARCH 1989: MISSING DATA FOR INMATES STILL IN DIAGNOSTICS NOW HAS BEEN REMOVED FROM THIS FIELD AND IDENTIFIED AS "NOT REPORTED" INFORMATION.

Inmate statistical profile

Sample: ACTIVE JUVENILE PRISONERS EXCLUDING JAILS
Active inmates 06/23/2005

Requestor: Statistics

Self-Rpt Religious Affiliation by current age & sex

Religion	M E N					W O M E N					Grand Total %
	Age 13-14 %	Age 15-15 %	Age 16-16 %	Age 17-17 %	Men % Total	Age 13-14 %	Age 15-15 %	Age 16-16 %	Age 17-17 %	Women % Total	
ISLAM	0 0	1 33	1 11	1 5	3 10	0 0	0 0	0 0	0 0	0 0	3 9
CATHOLIC	0 0	1 33	2 22	0 0	3 10	0 0	0 0	0 0	0 0	0 0	3 9
BAPTIST	0 0	0 0	0 0	14 74	14 45	0 0	0 0	0 0	1 100	1 33	15 44
METHODIST	0 0	0 0	0 0	0 0	0 0	0 0	0 0	0 0	0 0	0 0	0 0
EPISCOPLN	0 0	0 0	0 0	0 0	0 0	0 0	0 0	0 0	0 0	0 0	0 0
PRESBYTRN	0 0	0 0	0 0	0 0	0 0	0 0	0 0	0 0	0 0	0 0	0 0
CHC OF GOD	0 0	0 0	0 0	1 5	1 3	0 0	0 0	0 0	0 0	0 0	1 3
HOLINESS	0 0	0 0	0 0	0 0	0 0	0 0	1 100	0 0	0 0	1 33	1 3
JEWISH	0 0	0 0	0 0	0 0	0 0	0 0	0 0	0 0	0 0	0 0	0 0
ANGLICAN	0 0	0 0	0 0	0 0	0 0	0 0	0 0	0 0	0 0	0 0	0 0
GRK ORTHDX	0 0	0 0	0 0	0 0	0 0	0 0	0 0	0 0	0 0	0 0	0 0
HINDU	0 0	0 0	0 0	0 0	0 0	0 0	0 0	0 0	0 0	0 0	0 0
BUDDHIST	0 0	0 0	0 0	0 0	0 0	0 0	0 0	0 0	0 0	0 0	0 0
TAOIST	0 0	0 0	0 0	0 0	0 0	0 0	0 0	0 0	0 0	0 0	0 0
SHINTOIST	0 0	0 0	0 0	0 0	0 0	0 0	0 0	0 0	0 0	0 0	0 0
SEVEN D AD	0 0	0 0	0 0	0 0	0 0	0 0	0 0	0 0	0 0	0 0	0 0
JEHOVAH WT	0 0	0 0	0 0	0 0	0 0	0 0	0 0	0 0	0 0	0 0	0 0
LATR DAY S	0 0	0 0	0 0	0 0	0 0	0 0	0 0	0 0	0 0	0 0	0 0
QUAKER	0 0	0 0	0 0	0 0	0 0	0 0	0 0	0 0	0 0	0 0	0 0
OTHER PROD	0 0	0 0	0 0	0 0	0 0	0 0	0 0	1 100	0 0	1 33	1 3
NONE	0 0	1 33	1 11	3 16	5 16	0 0	0 0	0 0	0 0	0 0	5 15
OTHER	0 0	0 0	5 56	0 0	5 16	0 0	0 0	0 0	0 0	0 0	5 15
Total reported	0 0	3 100	9 100	19 100	31 100	0 0	1 100	1 100	1 100	3 100	34 100
Percent reported	.0	100.0	100.0	100.0	100.0	.0	100.0	100.0	100.0	100.0	100.0
NOT RPTD	0	0	0	0	0	0	0	0	0	0	0
Total	0	3	9	19	31	0	1	1	1	3	34

Inmate statistical profile

Sample: ACTIVE JUVENILE PRISONERS EXCLUDING JAILS
Active inmates 06/23/2005

Requestor: Statistics

Self-Rpt Family Behavior Patterns * by current age & sex

Family Behavior	M E N					W O M E N					Grand Total %									
	Age 13-14	Age % 15-15	Age % 16-16	Age % 17-17	Men % Total	Age 13-14	Age % 15-15	Age % 16-16	Age % 17-17	Women % Total										
CRIMINLTY	0	0	2	18	11	35	13	30	0	0	1	33	1	20	1	25	3	25	16	29
ALCOHOLISM	0	0	2	18	3	10	5	12	0	0	1	33	1	20	1	25	3	25	8	15
DRUG ABUSE	0	0	1	9	2	6	3	7	0	0	1	33	1	20	1	25	3	25	6	11
DOMINERING	0	0	0	0	0	0	0	0	0	0	0	0	1	20	0	0	1	8	1	2
MIGRANT	0	0	0	0	0	0	0	0	0	0	0	0	0	0	0	0	0	0	0	0
INFL BTGS	0	0	0	0	0	0	0	0	0	0	0	0	1	20	1	25	2	17	2	4
PERMISSIVE	0	0	0	0	0	0	0	0	0	0	0	0	0	0	0	0	0	0	0	0
FATH ABSNT	0	0	1	100	6	55	10	32	17	40	0	0	0	0	0	0	0	0	17	31
MOTH ABSNT	0	0	0	0	5	16	5	12	0	0	0	0	0	0	0	0	0	0	5	9
NONE	0	0	0	0	0	0	0	0	0	0	0	0	0	0	0	0	0	0	0	0
Total reported	0	0	1	100	11	100	31	100	43	100	0	0	3	100	5	100	4	100	12	100
Percent reported		.0		33.3		66.7		94.7		80.6		.0		100.0		100.0		100.0		82.4
OTHER	0		2		3		1		6		0		0		0		0		0	6
Total	0		3		9		19		31		0		1		1		1		3	34

* NOTE: SINCE THERE CAN BE UP TO FIVE BEHAVIOR CODES PER INMATE, THE NUMBER OF CASES REPORTED IN THE DETAIL LINES AND THE TOTAL REPORTED LINE MAY EXCEED THE TOTAL NUMBER OF CASES. IN SHORT, THIS TABLE COUNTS THE NUMBER OF BEHAVIOR PROBLEMS, NOT INMATES.

Georgia Department of Corrections

Inmate statistical profile

Sample: ACTIVE JUVENILE PRISONERS EXCLUDING JAILS
 Active inmates 06/23/2005

Requestor: Statistics

Inmate Diagnostic Behavior Problem * by current age & sex

Diagnostic Problem	M E N						W O M E N							
	Age 13-14	Age % 15-15	Age % 16-16	Age % 17-17	Men % Total	%	Age 13-14	Age % 15-15	Age % 16-16	Age % 17-17	Women % Total	%	Grand Total	%
ALCOHOLIC	0	0	0	0	0	0	0	0	1	20	1	20	2	2
ALCOH ABSE	0	0	1	20	7	29	8	19	16	23	0	0	16	19
DRUG EXP	0	0	0	0	0	0	0	0	1	50	0	0	1	1
DRUG ABSE	0	0	1	20	6	25	12	29	19	27	0	0	2	25
NARC ADDCT	0	0	0	0	0	0	0	0	0	0	0	0	0	0
EPILEPTIC	0	0	0	0	0	0	0	0	0	0	0	0	0	0
MANIPULTVE	0	0	0	0	0	0	0	0	0	0	0	0	0	0
ASSAULTIVE	0	0	3	60	9	38	19	45	31	44	1	50	3	41
ESCAPE TEND	0	0	0	0	1	2	1	1	0	0	0	0	0	1
SUICIDAL	0	0	0	0	2	8	2	5	4	6	0	0	1	6
WITHDRAWN	0	0	0	0	0	0	0	0	1	20	1	20	2	2
PR RLTY CT	0	0	0	0	0	0	0	0	0	0	0	0	0	0
HOMOSEXUAL	0	0	0	0	0	0	0	0	0	0	1	20	1	1
NONE	0	0	0	0	0	0	0	0	0	0	0	0	0	0
OTHER	0	0	0	0	0	0	0	0	0	0	0	0	0	0
NOT RPTD	0	0	0	0	0	0	0	0	0	0	0	0	0	0
Total reported	0	0	5	100	24	100	42	100	71	100	0	0	12	100
Percent reported	.0	100.0	100.0	100.0	100.0	100.0	.0	100.0	100.0	100.0	100.0	100.0	100.0	100.0
UNKNOWN	0	0	0	0	0	0	0	0	0	0	0	0	0	0
Total	0	3	9	19	31	0	1	1	1	1	3	34		

* NOTE: SINCE THERE CAN BE UP TO FIVE BEHAVIOR CODES PER INMATE, THE NUMBER OF CASES REPORTED IN THE DETAIL LINES AND THE TOTAL REPORTED LINE MAY EXCEED THE TOTAL NUMBER OF CASES. IN SHORT, THIS TABLE COUNTS THE NUMBER OF BEHAVIOR PROBLEMS, NOT INMATES.

Georgia Department of Corrections

Inmate statistical profile

Sample: ACTIVE JUVENILE PRISONERS EXCLUDING JAILS
 Active inmates 06/23/2005

Requestor: Statistics

Physical Profile (General Condition) by current age & sex

Physical Profile	M E N					W O M E N					Grand											
	Age 13-14	Age %15-15	Age %16-16	Age %17-17	Men %Total	Age %13-14	Age %15-15	Age %16-16	Age %17-17	Women %Total												
NO LIMITATION	0	0	3	100	8	100	19	100	30	100	0	0	1	100	1	100	1	100	3	100	33	100
DEFECT NO MAJOR LIMIT	0	0	0	0	0	0	0	0	0	0	0	0	0	0	0	0	0	0	0	0	0	0
DEFECT MAJOR LIMIT	0	0	0	0	0	0	0	0	0	0	0	0	0	0	0	0	0	0	0	0	0	0
VERY MAJOR DEFECT	0	0	0	0	0	0	0	0	0	0	0	0	0	0	0	0	0	0	0	0	0	0
Total reported	0	0	3	100	8	100	19	100	30	100	0	0	1	100	1	100	1	100	3	100	33	100
Percent reported		.0	100.0		88.9		100.0		96.8		.0		100.0		100.0		100.0		100.0		97.1	
NOT REPORTED	0		0		1		0		1		0		0		0		0		0		0	1
Total	0		3		9		19		31		0		1		1		1		1		3	34

Georgia Department of Corrections

Inmate statistical profile

Sample: ACTIVE JUVENILE PRISONERS EXCLUDING JAILS
 Active inmates 06/23/2005

Requestor: Statistics

Security Status by current age & sex

Security	M E N					W O M E N					Grand	
	Age 13-14	Age % 15-15	Age % 16-16	Age % 17-17	Men % Total	Age 13-14	Age % 15-15	Age % 16-16	Age % 17-17	Women % Total		Total %
DIAG INCOM	0 0	0 0	0 0	0 0	0 0	0 0	0 0	0 0	0 0	0 0	0 0	0 0
WRK RELEAS	0 0	0 0	0 0	0 0	0 0	0 0	0 0	0 0	0 0	0 0	0 0	0 0
TRUSTY	0 0	0 0	0 0	0 0	0 0	0 0	0 0	0 0	0 0	0 0	0 0	0 0
MINIMUM	0 0	0 0	0 0	0 0	0 0	0 0	0 0	0 0	0 0	0 0	0 0	0 0
MEDIUM	0 0	0 0	3 33	2 11	5 16	0 0	0 0	0 0	0 0	0 0	0 0	5 15
CLOSE	0 0	3 100	5 56	16 84	24 77	0 0	1 100	1 100	0 0	2 67	26 76	
MAXIMUM	0 0	0 0	0 0	1 5	1 3	0 0	0 0	0 0	0 0	0 0	0 0	1 3
DIAGNOSTIC	0 0	0 0	1 11	0 0	1 3	0 0	0 0	0 0	1 100	1 33	2 6	
Total reported	0 0	3 100	9 100	19 100	31 100	0 0	1 100	1 100	1 100	3 100	34 100	
Percent reported	.0	100.0	100.0	100.0	100.0	.0	100.0	100.0	100.0	100.0	100.0	
HI-MAXIMUM	0	0	0	0	0	0	0	0	0	0	0	0
Total	0	3	9	19	31	0	1	1	1	3	34	

* NOTE: BEGINNING IN JULY 1987, THE FACILITIES
 DIVISION NO LONGER CODED INMATES AS BEING WORK RELEASE

Georgia Department of Corrections

Inmate statistical profile

Sample: ACTIVE JUVENILE PRISONERS EXCLUDING JAILS
Active inmates 06/23/2005

Requestor: Statistics

Number Of Sentences by current age & sex

Number Of Sentences	M E N					W O M E N					Grand
	Age 13-14	Age 15-15	Age 16-16	Age 17-17	Men Total	Age 13-14	Age 15-15	Age 16-16	Age 17-17	Women Total	
ONE	0 0	0 0	7 78	11 58	18 58	0 0	0 0	1 100	0 0	1 33	19 56
TWO	0 0	3 100	2 22	4 21	9 29	0 0	1 100	0 0	1 100	2 67	11 32
THREE	0 0	0 0	0 0	2 11	2 6	0 0	0 0	0 0	0 0	0 0	2 6
FOUR	0 0	0 0	0 0	0 0	0 0	0 0	0 0	0 0	0 0	0 0	0 0
FIVE	0 0	0 0	0 0	2 11	2 6	0 0	0 0	0 0	0 0	0 0	2 6
MORE THAN FIVE	0 0	0 0	0 0	0 0	0 0	0 0	0 0	0 0	0 0	0 0	0 0
Total reported	0 0	3 100	9 100	19 100	31 100	0 0	1 100	1 100	1 100	3 100	34 100
Percent reported	.0	100.0	100.0	100.0	100.0	.0	100.0	100.0	100.0	100.0	100.0
NOT REPORTED	0	0	0	0	0	0	0	0	0	0	0
Total	0	3	9	19	31	0	1	1	1	3	34
AVG NUM SENTENCES	.00	2.00	1.22	1.84	1.68	.00	2.00	1.00	2.00	1.67	1.68

Georgia Department of Corrections

Inmate statistical profile

Sample: ACTIVE JUVENILE PRISONERS EXCLUDING JAILS
 Active inmates 06/23/2005

Requestor: Statistics

Number Of Disciplinaries by current age & sex

Disciplinaries	M E N					W O M E N					Grand
	Age 13-14	Age %15-15	Age %16-16	Age %17-17	Men %Total	Age 13-14	Age %15-15	Age %16-16	Age %17-17	Women %Total	
ZERO	0 0	3 100	7 78	2 11	12 39	0 0	0 0	1 100	1 100	2 67	14 41
ONE	0 0	0 0	2 22	2 11	4 13	0 0	0 0	0 0	0 0	0 0	4 12
TWO	0 0	0 0	0 0	1 5	1 3	0 0	0 0	0 0	0 0	0 0	1 3
THREE	0 0	0 0	0 0	0 0	0 0	0 0	0 0	0 0	0 0	0 0	0 0
FOUR	0 0	0 0	0 0	1 5	1 3	0 0	0 0	0 0	0 0	0 0	1 3
FIVE	0 0	0 0	0 0	3 16	3 10	0 0	0 0	0 0	0 0	0 0	3 9
MORE THAN FIVE	0 0	0 0	0 0	10 53	10 32	0 0	1 100	0 0	0 0	1 33	11 32
Total reported	0 0	3 100	9 100	19 100	31 100	0 0	1 100	1 100	1 100	3 100	34 100
Percent reported	.0	100.0	100.0	100.0	100.0	.0	100.0	100.0	100.0	100.0	100.0
NOT REPORTED	0	0	0	0	0	0	0	0	0	0	0
Total	0	3	9	19	31	0	1	1	1	3	34
AVG NUM DISCIP	.00	.00	.22	14.05	8.68	.00	8.00	.00	.00	2.67	8.15

Inmate statistical profile

Sample: ACTIVE JUVENILE PRISONERS EXCLUDING JAILS
Active inmates 06/23/2005

Requestor: Statistics

Number Of Prior Georgia Incarcerations * by current age & sex

Prior Incarcerations	M E N					W O M E N					Grand Total %
	Age 13-14 %	Age 15-15 %	Age 16-16 %	Age 17-17 %	Men % Total	Age 13-14 %	Age 15-15 %	Age 16-16 %	Age 17-17 %	Women % Total	
ZERO	0 0	3 100	9 100	19 100	31 100	0 0	1 100	1 100	1 100	3 100	34 100
ONE	0 0	0 0	0 0	0 0	0 0	0 0	0 0	0 0	0 0	0 0	0 0
TWO	0 0	0 0	0 0	0 0	0 0	0 0	0 0	0 0	0 0	0 0	0 0
THREE	0 0	0 0	0 0	0 0	0 0	0 0	0 0	0 0	0 0	0 0	0 0
FOUR	0 0	0 0	0 0	0 0	0 0	0 0	0 0	0 0	0 0	0 0	0 0
FIVE	0 0	0 0	0 0	0 0	0 0	0 0	0 0	0 0	0 0	0 0	0 0
MORE THAN FIVE	0 0	0 0	0 0	0 0	0 0	0 0	0 0	0 0	0 0	0 0	0 0
Total reported	0 0	3 100	9 100	19 100	31 100	0 0	1 100	1 100	1 100	3 100	34 100
Percent reported	.0	100.0	100.0	100.0	100.0	.0	100.0	100.0	100.0	100.0	100.0
NOT REPORTED	0	0	0	0	0	0	0	0	0	0	0
Total	0	3	9	19	31	0	1	1	1	3	34
AVG # INCARCERATIONS	.00	.00	.00	.00	.00	.00	.00	.00	.00	.00	.00

* This data counts a parole revocation on an existing sentence AS A prior incarceration. Also, this data counts, for any cohort of inmates, the total number of Georgia incarcerations the inmate has had during his entire criminal career. For example, if an inmate was admitted to prison first in FY72, and then re-admitted in FY79 and FY85, he had two prior incarcerations before the FY85 admission. This inmate's records show two prior incarcerations in all three of his records since he has had two prior incarcerations in his criminal career. If the cohort of FY72 admissions is selected for analysis, two prior incarcerations will be listed for this inmate even though in FY72, he had no prior incarcerations.

Inmate statistical profile

Sample: ACTIVE JUVENILE PRISONERS EXCLUDING JAILS
Active inmates 06/23/2005

Requestor: Statistics

Number Of Transfers by current age & sex

Transfers	M E N					W O M E N					Grand Total %
	Age 13-14 %	Age 15-15 %	Age 16-16 %	Age 17-17 %	Men Total %	Age 13-14 %	Age 15-15 %	Age 16-16 %	Age 17-17 %	Women Total %	
ZERO	0 0	3 100	9 100	18 95	30 97	0 0	0 0	0 0	1 100	1 33	31 91
ONE	0 0	0 0	0 0	1 5	1 3	0 0	1 100	1 100	0 0	2 67	3 9
TWO	0 0	0 0	0 0	0 0	0 0	0 0	0 0	0 0	0 0	0 0	0 0
THREE	0 0	0 0	0 0	0 0	0 0	0 0	0 0	0 0	0 0	0 0	0 0
FOUR	0 0	0 0	0 0	0 0	0 0	0 0	0 0	0 0	0 0	0 0	0 0
FIVE	0 0	0 0	0 0	0 0	0 0	0 0	0 0	0 0	0 0	0 0	0 0
MORE THAN FIVE	0 0	0 0	0 0	0 0	0 0	0 0	0 0	0 0	0 0	0 0	0 0
Total reported	0 0	3 100	9 100	19 100	31 100	0 0	1 100	1 100	1 100	3 100	34 100
Percent reported	.0	100.0	100.0	100.0	100.0	.0	100.0	100.0	100.0	100.0	100.0
NOT REPORTED	0	0	0	0	0	0	0	0	0	0	0
Total	0	3	9	19	31	0	1	1	1	3	34
AVG NUM TRANSFERS	.00	.00	.00	.05	.03	.00	1.00	1.00	.00	.67	.09

Inmate statistical profile

Sample: ACTIVE JUVENILE PRISONERS EXCLUDING JAILS
Active inmates 06/23/2005

Requestor: Statistics

County Of Conviction by current age & sex

County Of Conviction	M E N					W O M E N					Grand Total %
	Age 13-14 %	Age 15-15 %	Age 16-16 %	Age 17-17 %	Men % Total	Age 13-14 %	Age 15-15 %	Age 16-16 %	Age 17-17 %	Women % Total	
Bibb	0 0	0 0	0 0	2 11	2 6	0 0	0 0	0 0	0 0	0 0	2 6
Chatham	0 0	0 0	1 11	0 0	1 3	0 0	0 0	0 0	0 0	0 0	1 3
Clayton	0 0	0 0	1 11	1 5	2 6	0 0	0 0	0 0	0 0	0 0	2 6
Cobb	0 0	1 33	5 56	1 5	7 23	0 0	0 0	0 0	0 0	0 0	7 21
Decatur	0 0	0 0	0 0	1 5	1 3	0 0	0 0	0 0	0 0	0 0	1 3
DeKalb	0 0	0 0	2 22	0 0	2 6	0 0	1 100	0 0	0 0	1 33	3 9
Fayette	0 0	0 0	0 0	0 0	0 0	0 0	0 0	1 100	1 100	2 67	2 6
Fulton	0 0	0 0	0 0	7 37	7 23	0 0	0 0	0 0	0 0	0 0	7 21
Gwinnett	0 0	2 67	0 0	0 0	2 6	0 0	0 0	0 0	0 0	0 0	2 6
Muscogee	0 0	0 0	0 0	2 11	2 6	0 0	0 0	0 0	0 0	0 0	2 6
Polk	0 0	0 0	0 0	1 5	1 3	0 0	0 0	0 0	0 0	0 0	1 3
Richmond	0 0	0 0	0 0	3 16	3 10	0 0	0 0	0 0	0 0	0 0	3 9
Turner	0 0	0 0	0 0	1 5	1 3	0 0	0 0	0 0	0 0	0 0	1 3
Total reported	0 0	3 100	9 100	19 100	31 100	0 0	1 100	1 100	1 100	3 100	34 100
Percent reported	.0	100.0	100.0	100.0	100.0	.0	100.0	100.0	100.0	100.0	100.0
Not reported	0	0	0	0	0	0	0	0	0	0	0
Total	0	3	9	19	31	0	1	1	1	3	34

Georgia Department of Corrections

Inmate statistical profile

Sample: ACTIVE JUVENILE PRISONERS EXCLUDING JAILS
Active inmates 06/23/2005

Requestor: Statistics

Circ Of Conviction by current age & sex

Circ Of Conviction	M E N					W O M E N					Grand
	Age 13-14	Age % 15-15	Age % 16-16	Age % 17-17	Men % Total	Age 13-14	Age % 15-15	Age % 16-16	Age % 17-17	Women % Total	
Atlanta	0	0	0	0	7 37	0	0	0	0	0 0	7 21
Augusta	0	0	0	0	3 16	0	0	0	0	0 0	3 9
Chattahoochee	0	0	0	0	2 11	0	0	0	0	0 0	2 6
Clayton	0	0	1	1	2 6	0	0	0	0	0 0	2 6
Cobb	0	0	1	1	7 23	0	0	0	0	0 0	7 21
Eastern	0	0	1	0	1 3	0	0	0	0	0 0	1 3
Griffin	0	0	0	0	0 0	0	0	1	1	2 67	2 6
Gwinnett	0	0	2	0	2 6	0	0	0	0	0 0	2 6
Macon	0	0	0	0	2 11	0	0	0	0	0 0	2 6
South Georgia	0	0	0	1	1 3	0	0	0	0	0 0	1 3
Stone Mountain	0	0	2	0	2 6	0	0	1	0	1 33	3 9
Tallapoosa	0	0	0	1	1 3	0	0	0	0	0 0	1 3
Tifton	0	0	0	1	1 3	0	0	0	0	0 0	1 3
Total reported	0	3	9	19	31 100	0	1	1	1	3 100	34 100
Percent reported		.0	100.0	100.0	100.0		.0	100.0	100.0	100.0	100.0
Not reported	0	0	0	0	0	0	0	0	0	0	0
Total	0	3	9	19	31	0	1	1	1	3	34

Georgia Department of Corrections

Inmate statistical profile

Sample: ACTIVE JUVENILE PRISONERS EXCLUDING JAILS
Active inmates 06/23/2005

Requestor: Statistics

Home County by current age & sex

Home County	M E N					W O M E N					Grand Total %
	Age 13-14 %	Age 15-15 %	Age 16-16 %	Age 17-17 %	Men % Total	Age 13-14 %	Age 15-15 %	Age 16-16 %	Age 17-17 %	Women % Total	
Bibb	0 0	0 0	0 0	2 11	2 7	0 0	0 0	0 0	0 0	0 0	2 6
Chatham	0 0	0 0	1 11	0 0	1 3	0 0	0 0	0 0	0 0	0 0	1 3
Clayton	0 0	0 0	2 22	1 6	3 10	0 0	0 0	1 100	0 0	1 33	4 12
Cobb	0 0	0 0	5 56	1 6	6 20	0 0	0 0	0 0	0 0	0 0	6 18
Decatur	0 0	0 0	0 0	1 6	1 3	0 0	0 0	0 0	0 0	0 0	1 3
DeKalb	0 0	0 0	1 11	0 0	1 3	0 0	1 100	0 0	0 0	1 33	2 6
Fulton	0 0	1 33	0 0	7 39	8 27	0 0	0 0	0 0	0 0	0 0	8 24
Gwinnett	0 0	2 67	0 0	0 0	2 7	0 0	0 0	0 0	0 0	0 0	2 6
Muscogee	0 0	0 0	0 0	2 11	2 7	0 0	0 0	0 0	0 0	0 0	2 6
Polk	0 0	0 0	0 0	1 6	1 3	0 0	0 0	0 0	0 0	0 0	1 3
Richmond	0 0	0 0	0 0	3 17	3 10	0 0	0 0	0 0	0 0	0 0	3 9
Spalding	0 0	0 0	0 0	0 0	0 0	0 0	0 0	0 0	1 100	1 33	1 3
Total reported	0 0	3 100	9 100	18 100	30 100	0 0	1 100	1 100	1 100	3 100	33 100
Percent reported	.0	100.0	100.0	94.7	96.8	.0	100.0	100.0	100.0	100.0	97.1
Not reported	0	0	0	1	1	0	0	0	0	0	1
Total	0	3	9	19	31	0	1	1	1	3	34

Georgia Department of Corrections

Inmate statistical profile

Sample: ACTIVE JUVENILE PRISONERS EXCLUDING JAILS
 Active inmates 06/23/2005

Requestor: Statistics

Prison Sentence In Years by current age & sex

Sentence In Years	M E N						W O M E N						Grand Total %									
	Age 13-14 %	Age 15-15 %	Age 16-16 %	Age 17-17 %	Men Total %		Age 13-14 %	Age 15-15 %	Age 16-16 %	Age 17-17 %	Women Total %											
0-1	0	0	0	0	0	0	0	0	0	0	0	0	0									
1.1-2	0	0	0	0	0	0	0	0	0	0	0	0	0									
2.1-3	0	0	0	0	0	0	0	0	0	0	0	0	0									
3.1-4	0	0	0	0	0	0	0	0	0	0	0	0	0									
4.1-5	0	0	0	0	0	0	0	0	0	0	0	0	0									
5.1-6	0	0	0	0	0	0	0	0	0	0	0	0	0									
6.1-7	0	0	0	0	0	0	0	0	0	0	0	0	0									
7.1-8	0	0	0	0	0	0	0	0	0	0	0	0	0									
8.1-9	0	0	0	0	0	0	0	0	0	0	0	0	0									
9.1-10	0	0	0	0	0	0	0	0	0	0	0	0	0									
10.1-12	0	0	2	67	4	44	11	58	17	55	0	0	17	50								
12.1-15	0	0	0	0	1	11	1	5	2	6	0	0	0	2	6							
15.1-20	0	0	0	0	1	11	3	16	4	13	0	0	1	33	5	15						
20.1-OVER	0	0	1	33	1	11	2	11	4	13	0	0	0	0	4	12						
LIFE	0	0	0	0	2	22	2	11	4	13	0	0	1	100	2	67	6	18				
DEATH	0	0	0	0	0	0	0	0	0	0	0	0	0	0	0	0	0	0				
LIFE W/O PAROLE	0	0	0	0	0	0	0	0	0	0	0	0	0	0	0	0	0	0				
YOUTHFUL OFFENDERS	0	0	0	0	0	0	0	0	0	0	0	0	0	0	0	0	0	0				
Total reported	0	0	3	100	9	100	19	100	31	100	0	0	1	100	1	100	1	100	3	100	34	100
Percent reported	.0		100.0		100.0		100.0		100.0		.0		100.0		100.0		100.0		100.0		100.0	
NOT REPORTED	0		0		0		0		0		0		0		0		0		0		0	
Total	0		3		9		19		31		0		1		1		1		3		34	
AVG EXCLUDING LIFE, DEATH, YO	.00		13.34		13.29		14.99		14.37		.00		18.01		.00		.00		18.01		14.50	
AVG INCLUDING LIFE=21, YO=3 YRS	.00		13.34		15.00		15.63		15.22		.00		18.01		21.00		21.00		20.00		15.65	

Georgia Department of Corrections
 Office of Planning and Analysis

Inmate statistical profile

Sample: ACTIVE JUVENILE PRISONERS EXCLUDING JAILS
 Active inmates 06/23/2005

Requestor: Statistics

Probation To Follow Prison by current age & sex

Prob After Prison	M E N					W O M E N					Grand												
	Age 13-14	Age % 15-15	Age % 16-16	Age % 17-17	Men % Total	Age % 13-14	Age % 15-15	Age % 16-16	Age % 17-17	Women % Total		Total %											
PROBATION TO FOLLOW	0	0	2	67	4	44	8	42	14	45	0	0	0	0	0	0	14	41					
NO PROBATION	0	0	1	33	5	56	11	58	17	55	0	0	1	100	1	100	1	100	3	100	20	59	
Total reported	0	0	3	100	9	100	19	100	31	100	0	0	1	100	1	100	1	100	3	100	34	100	
Percent reported		.0		100.0		100.0		100.0		100.0		.0		100.0		100.0		100.0		100.0		100.0	
NOT REPORTED	0		0		0		0		0		0		0		0		0		0		0		0
Total	0		3		9		19		31		0		1		1		1		3		34		

Georgia Department of Corrections

Inmate statistical profile

Sample: ACTIVE JUVENILE PRISONERS EXCLUDING JAILS
Active inmates 06/23/2005

Requestor: Statistics

Admission Type by current age & sex

Admission Type	M E N				W O M E N				Grand													
	Age 13-14	Age 15-15	Age 16-16	Age 17-17	Men Total	Age 13-14	Age 15-15	Age 16-16		Age 17-17	Women Total	Total	%									
COMMITTED FROM COURT	0	0	3	100	9	100	19	100	31	100	0	0	1	100	1	100	1	100	3	100	34	100
RETURN APPEAL/BOND	0	0	0	0	0	0	0	0	0	0	0	0	0	0	0	0	0	0	0	0	0	0
PAROLE REV/NEW SENT	0	0	0	0	0	0	0	0	0	0	0	0	0	0	0	0	0	0	0	0	0	0
PAR REV/NO NEW SENT	0	0	0	0	0	0	0	0	0	0	0	0	0	0	0	0	0	0	0	0	0	0
PROB VIOL/TOTAL REV	0	0	0	0	0	0	0	0	0	0	0	0	0	0	0	0	0	0	0	0	0	0
PROB VIOL/PARTIAL	0	0	0	0	0	0	0	0	0	0	0	0	0	0	0	0	0	0	0	0	0	0
ADMIT FM OTHER CUST	0	0	0	0	0	0	0	0	0	0	0	0	0	0	0	0	0	0	0	0	0	0
SHOCK INCARCERATION	0	0	0	0	0	0	0	0	0	0	0	0	0	0	0	0	0	0	0	0	0	0
PROB REV/REMAINDER	0	0	0	0	0	0	0	0	0	0	0	0	0	0	0	0	0	0	0	0	0	0
NEW SENT/PAR REV PND	0	0	0	0	0	0	0	0	0	0	0	0	0	0	0	0	0	0	0	0	0	0
LIFE W/O PAROLE	0	0	0	0	0	0	0	0	0	0	0	0	0	0	0	0	0	0	0	0	0	0
PAROLE REV BOOT CAMP	0	0	0	0	0	0	0	0	0	0	0	0	0	0	0	0	0	0	0	0	0	0
PAR REV/RSN UNKNOWN	0	0	0	0	0	0	0	0	0	0	0	0	0	0	0	0	0	0	0	0	0	0
PROBATION/PAROLE REV	0	0	0	0	0	0	0	0	0	0	0	0	0	0	0	0	0	0	0	0	0	0
PB PAROLE RESCINDED	0	0	0	0	0	0	0	0	0	0	0	0	0	0	0	0	0	0	0	0	0	0
PROB REVOC/SPEC COND	0	0	0	0	0	0	0	0	0	0	0	0	0	0	0	0	0	0	0	0	0	0
PAR REV/REVOC CENTER	0	0	0	0	0	0	0	0	0	0	0	0	0	0	0	0	0	0	0	0	0	0
INFORMATION ONLY	0	0	0	0	0	0	0	0	0	0	0	0	0	0	0	0	0	0	0	0	0	0
INCOMPLETE SENT PKG	0	0	0	0	0	0	0	0	0	0	0	0	0	0	0	0	0	0	0	0	0	0
HANCOCK REVOC CENTER	0	0	0	0	0	0	0	0	0	0	0	0	0	0	0	0	0	0	0	0	0	0
WHITWORTH DETENTION	0	0	0	0	0	0	0	0	0	0	0	0	0	0	0	0	0	0	0	0	0	0
DCYS AT RISK	0	0	0	0	0	0	0	0	0	0	0	0	0	0	0	0	0	0	0	0	0	0
OTHER	0	0	0	0	0	0	0	0	0	0	0	0	0	0	0	0	0	0	0	0	0	0
Total reported	0	0	3	100	9	100	19	100	31	100	0	0	1	100	1	100	1	100	3	100	34	100
Percent reported		.0		100.0		100.0		100.0		100.0		.0		100.0		100.0		100.0		100.0		100.0
UNKNOWN	0		0		0		0		0		0		0		0		0		0		0	
Total	0		3		9		19		31		0		1		1		1		3		34	

Inmate statistical profile

Sample: ACTIVE JUVENILE PRISONERS EXCLUDING JAILS
Active inmates 06/23/2005

Requestor: Statistics

Release Type by current age & sex

Release Type	M E N					W O M E N					Grand Total %											
	Age 13-14	Age 15-15 %	Age 16-16 %	Age 17-17 %	Men % Total	Age 13-14	Age 15-15 %	Age 16-16 %	Age 17-17 %	Women % Total												
Active	0	0	3	100	9	100	19	100	31	100	0	0	1	100	1	100	1	100	3	100	34	100
Total	0		3		9		19		31		0		1		1		1		3		34	

Georgia Department of Corrections

Inmate statistical profile

Sample: ACTIVE JUVENILE PRISONERS EXCLUDING JAILS
 Active inmates 06/23/2005

Requestor: Statistics

Inst By Group by current age & sex

Inst By Group	M E N					W O M E N					Grand
	Age 13-14	Age 15-15	Age 16-16	Age 17-17	Men Total	Age 13-14	Age 15-15	Age 16-16	Age 17-17	Women Total	
State prison	0	3	9	19	31	0	1	1	1	3	34

Georgia Department of Corrections

Inmate statistical profile

Sample: ACTIVE JUVENILE PRISONERS EXCLUDING JAILS
 Active inmates 06/23/2005

Requestor: Statistics

Institution by current age & sex

Institution	M E N					W O M E N					Grand
	Age 13-14	Age 15-15	Age 16-16	Age 17-17	Men Total	Age 13-14	Age 15-15	Age 16-16	Age 17-17	Women Total	
Arrendale Prison	0 0	3 100	9 100	19 100	31 100	0 0	0 0	0 0	0 0	0 0	31 91
Metro Womens Prison	0 0	0 0	0 0	0 0	0 0	0 0	0 0	1 100	1 100	2 67	2 6
Pulaski Womens Pris	0 0	0 0	0 0	0 0	0 0	0 0	1 100	0 0	0 0	1 33	1 3
Total reported	0 0	6 100	18 100	38 100	62 100	0 0	2 100	2 100	2 100	6 100	68 100
Percent reported	.0	100.0	100.0	100.0	100.0	.0	100.0	100.0	100.0	100.0	100.0
Not Reported	0	0	0	0	0	0	0	0	0	0	0
Total	0	3	9	19	31	0	1	1	1	3	34

Georgia Department of Corrections

Inmate statistical profile

Sample: ACTIVE JUVENILE PRISONERS EXCLUDING JAILS
 Active inmates 06/23/2005

Requestor: Statistics

Misdemeanors And Felonies by current age & sex

Crime Type	M E N					W O M E N					Grand Total %
	Age 13-14	Age 15-15 %	Age 16-16 %	Age 17-17 %	Men % Total	Age 13-14	Age 15-15 %	Age 16-16 %	Age 17-17 %	Women % Total	
MISDEMEANOR	0 0	0 0	0 0	0 0	0 0	0 0	0 0	0 0	0 0	0 0	0 0
FELONY	0 0	3 100	9 100	19 100	31 100	0 0	1 100	1 100	1 100	3 100	34 100
Total reported	0 0	3 100	9 100	19 100	31 100	0 0	1 100	1 100	1 100	3 100	34 100
Percent reported	.0	100.0	100.0	100.0	100.0	.0	100.0	100.0	100.0	100.0	100.0
NOT REPORTED	0	0	0	0	0	0	0	0	0	0	0
Total	0	3	9	19	31	0	1	1	1	3	34

Inmate statistical profile

Sample: ACTIVE JUVENILE PRISONERS EXCLUDING JAILS
Active inmates 06/23/2005

Requestor: Statistics

Crimes By Group by current age & sex

Crimes By Group	M E N					W O M E N					Grand Total %
	Age 13-14 %	Age 15-15 %	Age 16-16 %	Age 17-17 %	Men Total %	Age 13-14 %	Age 15-15 %	Age 16-16 %	Age 17-17 %	Women Total %	
HOMICIDE	0 0	0 0	4 44	5 26	9 29	0 0	0 0	1 100	1 100	2 67	11 32
ABORTION	0 0	0 0	0 0	0 0	0 0	0 0	0 0	0 0	0 0	0 0	0 0
BODILY INJRY&REL OFF	0 0	0 0	0 0	0 0	0 0	0 0	1 100	0 0	0 0	1 33	1 3
ARSON & REL OFF	0 0	0 0	0 0	0 0	0 0	0 0	0 0	0 0	0 0	0 0	0 0
DAMAGE OF PROPERTY	0 0	0 0	0 0	0 0	0 0	0 0	0 0	0 0	0 0	0 0	0 0
BURGLARY & REL OFF	0 0	0 0	0 0	0 0	0 0	0 0	0 0	0 0	0 0	0 0	0 0
FORGERY & REL OFF	0 0	0 0	0 0	0 0	0 0	0 0	0 0	0 0	0 0	0 0	0 0
THEFT	0 0	0 0	0 0	0 0	0 0	0 0	0 0	0 0	0 0	0 0	0 0
ROBBERY	0 0	1 33	5 56	11 58	17 55	0 0	0 0	0 0	0 0	0 0	17 50
SEXUAL OFFENSES	0 0	2 67	0 0	3 16	5 16	0 0	0 0	0 0	0 0	0 0	5 15
OBSCENITY CRIMES	0 0	0 0	0 0	0 0	0 0	0 0	0 0	0 0	0 0	0 0	0 0
TREASON & REL OFF	0 0	0 0	0 0	0 0	0 0	0 0	0 0	0 0	0 0	0 0	0 0
CRIMES INVOLVNG GOVT	0 0	0 0	0 0	0 0	0 0	0 0	0 0	0 0	0 0	0 0	0 0
FALSIFICATIONS	0 0	0 0	0 0	0 0	0 0	0 0	0 0	0 0	0 0	0 0	0 0
OBSTRUCT LAW ENFORCE	0 0	0 0	0 0	0 0	0 0	0 0	0 0	0 0	0 0	0 0	0 0
DISORDERLY CONDUCT	0 0	0 0	0 0	0 0	0 0	0 0	0 0	0 0	0 0	0 0	0 0
GAMBLING & REL OFF	0 0	0 0	0 0	0 0	0 0	0 0	0 0	0 0	0 0	0 0	0 0
CRUELTY TO CHILDREN	0 0	0 0	0 0	0 0	0 0	0 0	0 0	0 0	0 0	0 0	0 0
CRIMES WITH GUNS	0 0	0 0	0 0	0 0	0 0	0 0	0 0	0 0	0 0	0 0	0 0
INVASION PRIVACY	0 0	0 0	0 0	0 0	0 0	0 0	0 0	0 0	0 0	0 0	0 0
RACKETEERING	0 0	0 0	0 0	0 0	0 0	0 0	0 0	0 0	0 0	0 0	0 0
DRUG ABUSE OFFENSES	0 0	0 0	0 0	0 0	0 0	0 0	0 0	0 0	0 0	0 0	0 0
DRUG TRAFFICKING	0 0	0 0	0 0	0 0	0 0	0 0	0 0	0 0	0 0	0 0	0 0
AUTO CRIMES	0 0	0 0	0 0	0 0	0 0	0 0	0 0	0 0	0 0	0 0	0 0
REVENUE & CONTRABAND	0 0	0 0	0 0	0 0	0 0	0 0	0 0	0 0	0 0	0 0	0 0
CRIMES OF OTH STATES	0 0	0 0	0 0	0 0	0 0	0 0	0 0	0 0	0 0	0 0	0 0
MISC. FELONIES	0 0	0 0	0 0	0 0	0 0	0 0	0 0	0 0	0 0	0 0	0 0
MISDEMEANORS	0 0	0 0	0 0	0 0	0 0	0 0	0 0	0 0	0 0	0 0	0 0
Total reported	0 0	3 100	9 100	19 100	31 100	0 0	1 100	1 100	1 100	3 100	34 100
Percent reported	.0	100.0	100.0	100.0	100.0	.0	100.0	100.0	100.0	100.0	100.0
NOT REPORTED	0	0	0	0	0	0	0	0	0	0	0
Total	0	3	9	19	31	0	1	1	1	3	34

Georgia Department of Corrections

Inmate statistical profile

Sample: ACTIVE JUVENILE PRISONERS EXCLUDING JAILS
 Active inmates 06/23/2005

Requestor: Statistics

Most Serious Offense by current age & sex

Most Serious Offense	M E N					W O M E N					Grand Total %
	Age 13-14 %	Age 15-15 %	Age 16-16 %	Age 17-17 %	Men Total %	Age 13-14 %	Age 15-15 %	Age 16-16 %	Age 17-17 %	Women Total %	
NOTE: In the table below, misdemeanors come first, and are in lower-case letters. AFTER THAT COME FELONIES, IN UPPER-CASE LETTERS.											
MURDER	0 0	0 0	2 22	2 11	4 13	0 0	0 0	1 100	1 100	2 67	6 18
VOLUNTARY MANSLAUGHT	0 0	0 0	2 22	3 16	5 16	0 0	0 0	0 0	0 0	0 0	5 15
KIDNAPPING	0 0	0 0	0 0	0 0	0 0	0 0	1 100	0 0	0 0	1 33	1 3
ARMED ROBBERY	0 0	1 33	5 56	11 58	17 55	0 0	0 0	0 0	0 0	0 0	17 50
RAPE	0 0	0 0	0 0	3 16	3 10	0 0	0 0	0 0	0 0	0 0	3 9
AGGRAV CHILD MOLESTA	0 0	2 67	0 0	0 0	2 6	0 0	0 0	0 0	0 0	0 0	2 6
CONCEAL CONTRABAND	0 0	2 67	4 44	8 42	14 45	0 0	0 0	0 0	0 0	0 0	14 41
CONVYNCE HANDLE CONT	0 0	1 33	5 56	11 58	17 55	0 0	1 100	1 100	1 100	3 100	20 59
Total	0	3	9	19	31	0	1	1	1	3	34

Georgia Department of Corrections

Inmate statistical profile

Sample: ACTIVE JUVENILE PRISONERS EXCLUDING JAILS
 Active inmates 06/23/2005

Requestor: Statistics

Most Serious Crime Type by current age & sex

Crime Type	M E N					W O M E N					Grand Total %
	Age 13-14 %	Age 15-15 %	Age 16-16 %	Age 17-17 %	Men Total %	Age 13-14 %	Age 15-15 %	Age 16-16 %	Age 17-17 %	Women Total %	
VIOL/PERSN	0 0	1 33	9 100	16 84	26 84	0 0	1 100	1 100	1 100	3 100	29 85
NVIOL/PERS	0 0	0 0	0 0	0 0	0 0	0 0	0 0	0 0	0 0	0 0	0 0
PROPERTY	0 0	0 0	0 0	0 0	0 0	0 0	0 0	0 0	0 0	0 0	0 0
DRUG SALES	0 0	0 0	0 0	0 0	0 0	0 0	0 0	0 0	0 0	0 0	0 0
DRUG POSSN	0 0	0 0	0 0	0 0	0 0	0 0	0 0	0 0	0 0	0 0	0 0
ALCOHOL	0 0	0 0	0 0	0 0	0 0	0 0	0 0	0 0	0 0	0 0	0 0
HABIT/DUI	0 0	0 0	0 0	0 0	0 0	0 0	0 0	0 0	0 0	0 0	0 0
SEX OFFEND	0 0	2 67	0 0	3 16	5 16	0 0	0 0	0 0	0 0	0 0	5 15
OTHER	0 0	0 0	0 0	0 0	0 0	0 0	0 0	0 0	0 0	0 0	0 0
Total	0	3	9	19	31	0	1	1	1	3	34