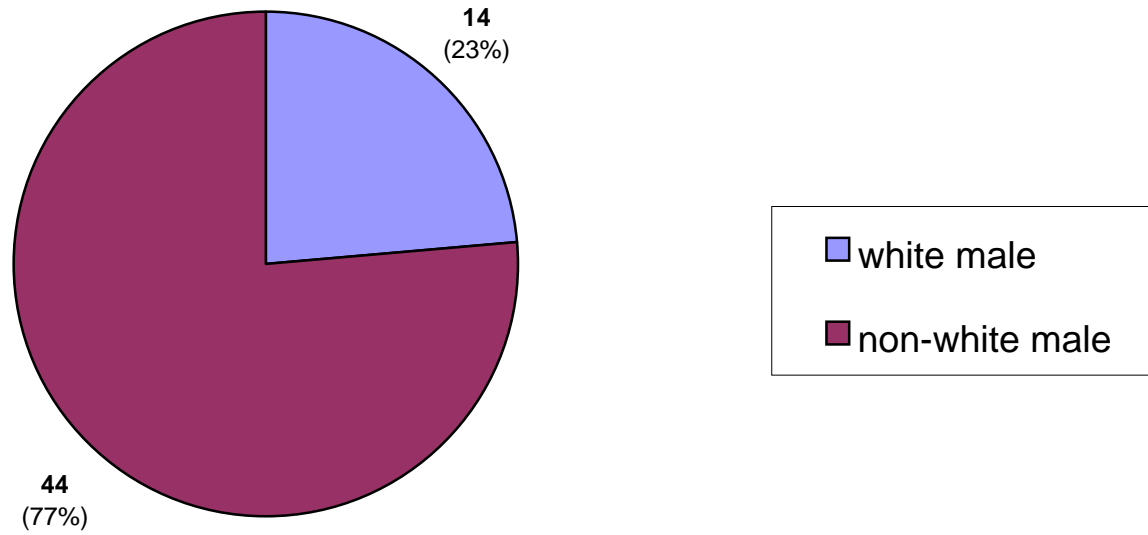
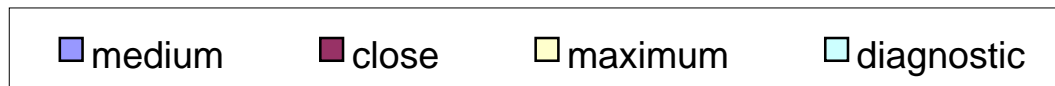
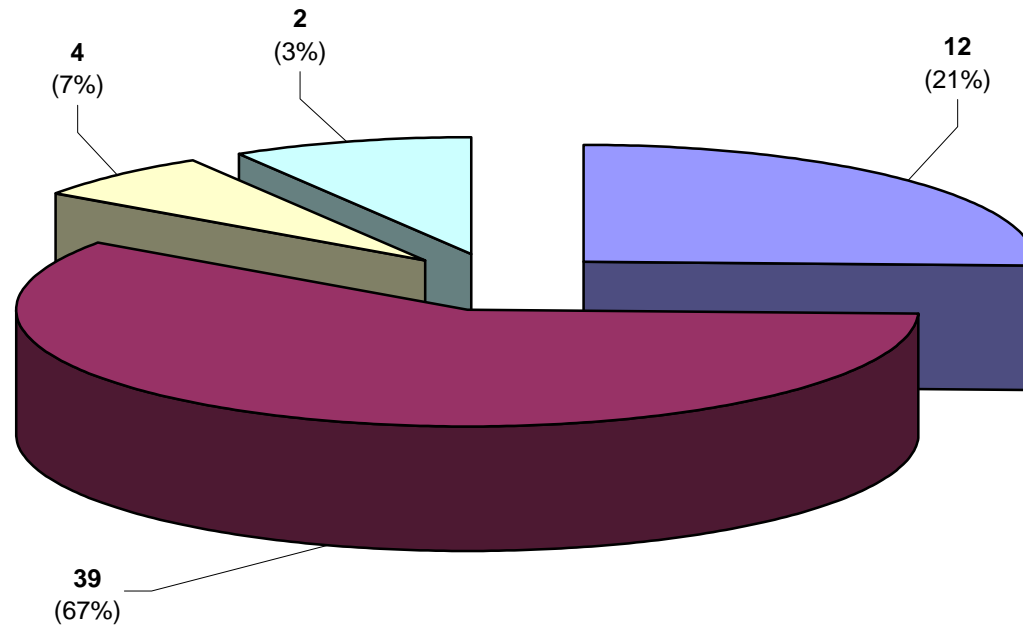


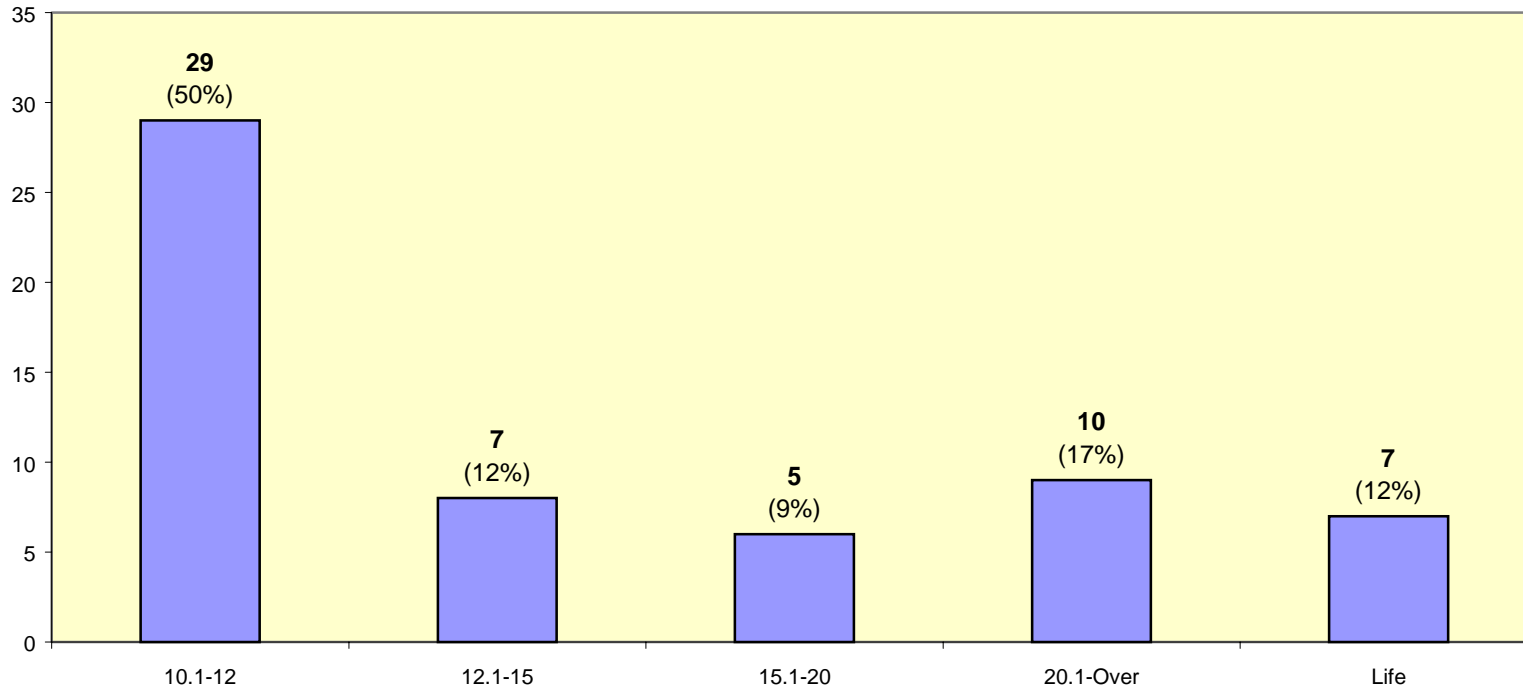
**ACTIVE JUVENILES IN ADULT PRISONS BY RACE AND GENDER**



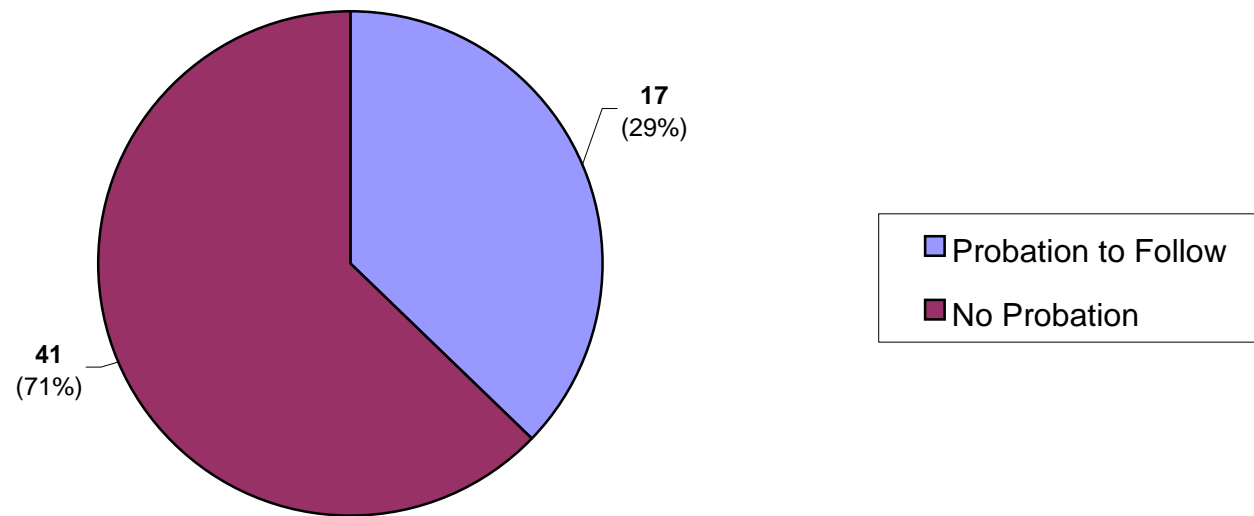
Active Juveniles in Adult Prisons by Security Status



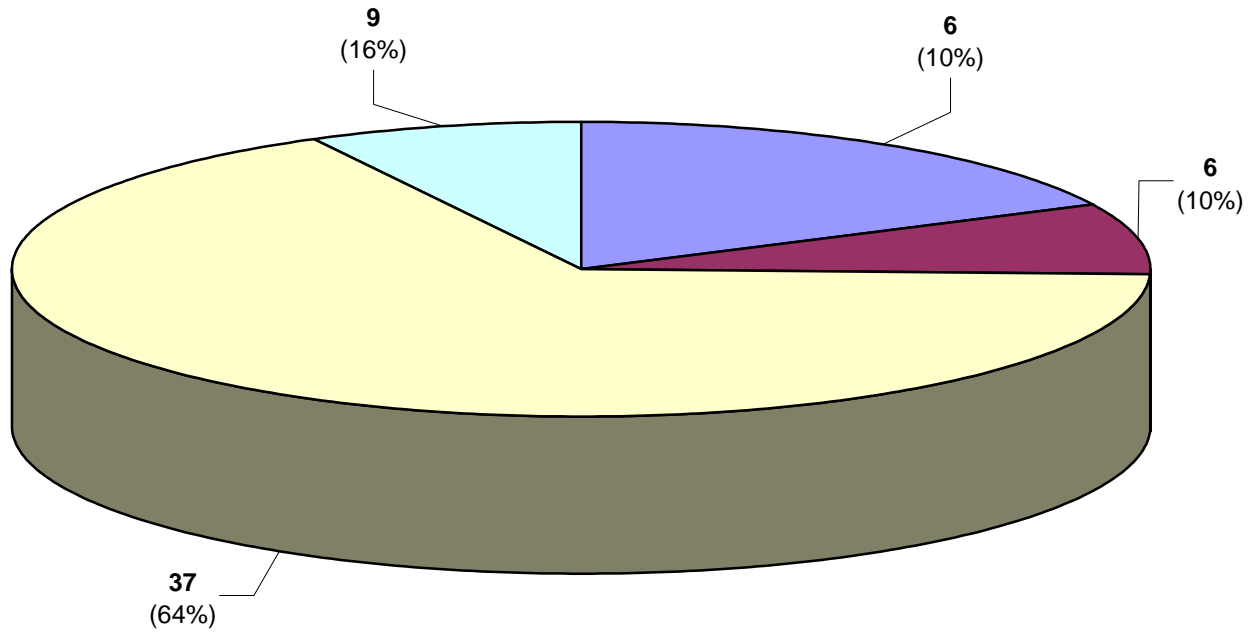
### ACTIVE JUVENILES IN ADULT PRISONS BY SENTENCE LENGTH



### Active Juveniles in Adult Prison With Probation to Follow Prison

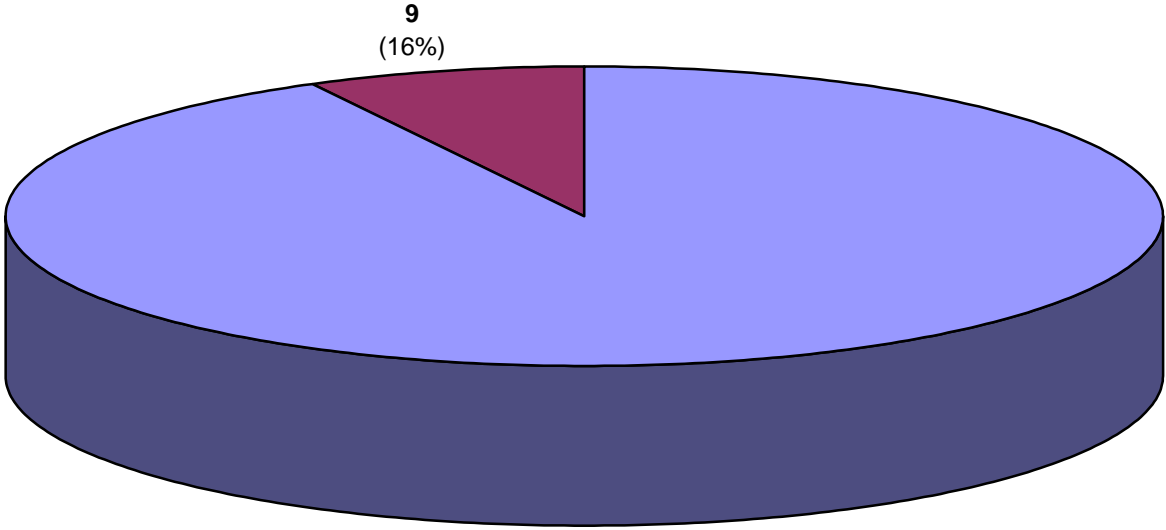


Active Juveniles in Adult Prisons by Crime Group



■ homicide    ■ bodily injury &rel off    ■ robbery    ■ sexual offense

**Active Juveniles in Adult Prison By Crime Type**



49 (84%)  
9 (16%)

viol/persn	sex offend
------------	------------

Inmate statistical profile  
TABLE OF CONTENTS FOR ACTIVE JUVENILE PRISONERS EXCLUDING JAILS

Title	PAGE
RACE AND SEX.....	2
Culture Fair IQ Scores.....	3
Self-Rpt Socioeconomic Class.....	4
Self-Rpt Environment To Age 16.....	5
Self-Rpt Education Level.....	6
Functional Reading Level (WRAT Scores)..	7
Functional Math Level (WRAT Scores).....	8
Functional Spelling Level (WRAT Scores). 9	
Self-Rpt Guardian Status To Age 16.....	10
Self-Rpt Employment Status Before Prison	11
Self-Rpt Marital Status At Admission....	12
Self-Rpt Number Of Children At Admission	13
Self-Rpt Religious Affiliation.....	14
Self-Rpt Family Behavior Patterns *.....	15
Inmate Diagnostic Behavior Problem *.....	16
Physical Profile (General Condition)....	17
Security Status.....	18
Number Of Sentences.....	19
Number Of Disciplinarys.....	20
Number Of Escapes.....	21
Number Of Prior Georgia Incarcerations *	22
Number Of Transfers.....	23
County Of Conviction.....	24
Circ Of Conviction.....	25
Home County.....	26
Prison Sentence In Years.....	27
Probation To Follow Prison.....	28
Admission Type.....	29
Release Type.....	30
Inst By Group.....	31
Institution.....	32
Misdemeanors And Felonies.....	33
Crimes By Group.....	34
Most Serious Offense.....	35
Most Serious Crime Type.....	36

Inmate statistical profile

Sample: ACTIVE JUVENILE PRISONERS EXCLUDING JAILS  
 Active inmates 12/21/2001

Requestor: Statistics

RACE AND SEX by current age & sex

RACE AND SEX	Age		M E N				Age		W O M E N				Women		Grand					
	13-14	%	15-15	%	16-16	%	17-17	%	13-14	%	15-15	%	16-16	%	17-17	%	Total	%		
WHITE MALE	0	0	2	67	2	12	10	26	14	24	0	0	0	0	0	0	0	0	14	24
NON WHITE MALE	0	0	1	33	15	88	28	74	44	76	0	0	0	0	0	0	0	0	44	76
WHITE FEMALE	0	0	0	0	0	0	0	0	0	0	0	0	0	0	0	0	0	0	0	0
NON WHITE FEMALE	0	0	0	0	0	0	0	0	0	0	0	0	0	0	0	0	0	0	0	0
Total reported	0	0	3	100	17	100	38	100	58	100	0	0	0	0	0	0	0	0	58	100
Percent reported		.0		100.0		100.0		100.0		100.0		.0		.0		.0		.0		100.0
NOT REPORTED	0		0		0		0		0		0		0		0		0		0	
Total	0		3		17		38		58		0		0		0		0		58	
AVERAGE AGE		.00		15.00		16.00		17.00		16.60		.00		.00		.00		.00		16.60



Inmate statistical profile

Sample: ACTIVE JUVENILE PRISONERS EXCLUDING JAILS  
Active inmates 12/21/2001

Requestor: Statistics

Culture Fair IQ Scores by current age & sex

IQ Score	Age		M E N				Age		W O M E N				Women		Grand					
	13-14	%	15-15	%	16-16	%	17-17	%	13-14	%	15-15	%	16-16	%	17-17	%	Total	%		
LESS THAN 70	0	0	0	0	0	0	1	3	1	2	0	0	0	0	0	0	0	0	1	2
70 AND UP	0	0	2	100	17	100	37	97	56	98	0	0	0	0	0	0	0	0	56	98
Total reported	0	0	2	100	17	100	38	100	57	100	0	0	0	0	0	0	0	0	57	100
Percent reported		.0		66.7		100.0		100.0		98.3		.0		.0		.0		.0		98.3
NOT REPORTED	0		1		0		0		1		0		0		0		0			1
Total	0		3		17		38		58		0		0		0		0			58
AVERAGE IQ		.00		90.50		93.29		93.26		93.18		.00		.00		.00		.00		93.18



Inmate statistical profile

Sample: ACTIVE JUVENILE PRISONERS EXCLUDING JAILS  
Active inmates 12/21/2001

Requestor: Statistics

Self-Rpt Environment To Age 16 by current age & sex

Environment	Age		M E N				Men		W O M E N				Women	Grand				
	13-14	%	Age	%	Age	%	Age	%	Age	%	Age	%	Total	%	Total	%		
RURAL/FARM	0	0	0	0	1	6	0	0	1	2	0	0	0	0	0	0	1	2
RURAL/NFARM	0	0	0	0	0	0	2	5	2	4	0	0	0	0	0	0	2	4
S.M.S.A	0	0	1	50	5	29	16	42	22	39	0	0	0	0	0	0	22	39
URBAN	0	0	0	0	5	29	8	21	13	23	0	0	0	0	0	0	13	23
SMALL TOWN	0	0	1	50	6	35	12	32	19	33	0	0	0	0	0	0	19	33
OTHER	0	0	0	0	0	0	0	0	0	0	0	0	0	0	0	0	0	0
Total reported	0	0	2	100	17	100	38	100	57	100	0	0	0	0	0	0	57	100
Percent reported		.0		66.7		100.0		100.0		98.3		.0		.0		.0		98.3
NOT RPTD	0		1		0		0		1		0		0		0		1	
Total	0		3		17		38		58		0		0		0		58	

Inmate statistical profile

Sample: ACTIVE JUVENILE PRISONERS EXCLUDING JAILS  
Active inmates 12/21/2001

Requestor: Statistics

Self-Rpt Education Level by current age & sex

Education Level	M E N						W O M E N						Grand Total %	
	Age 13-14	Age 15-15 %	Age 16-16 %	Age 17-17 %	Men Total %	Age 13-14	Age 15-15 %	Age 16-16 %	Age 17-17 %	Women Total %				
LESS THAN GRADE 7	0	0	0	0	1	2	0	0	0	0	0	0	1	2
GRADE 7	0	0	1	50	2	13	0	0	0	0	0	0	3	5
GRADE 8	0	0	1	50	4	27	14	37	19	35	0	0	19	35
GRADE 9	0	0	0	0	5	33	16	42	21	38	0	0	21	38
GRADE 10	0	0	0	0	3	20	7	18	10	18	0	0	10	18
GRADE 11	0	0	0	0	0	0	0	0	0	0	0	0	0	0
GRADE 12	0	0	0	0	1	7	0	0	1	2	0	0	1	2
MORE THAN GRADE 12	0	0	0	0	0	0	0	0	0	0	0	0	0	0
Total reported	0	0	2	100	15	100	38	100	55	100	0	0	55	100
Percent reported		.0	66.7		88.2		100.0		94.8		.0	.0	.0	94.8
NOT REPORTED	0		1		2		0		3		0		0	3
Total	0		3		17		38		58		0		0	58
AVG EDUCATION LEVEL	.00		7.50		8.87		8.74		8.73		.00		.00	8.73

\* NOTE: THE FIELD LABELED "LESS THAN GRADE 7" WAS CORRECTED IN MARCH 1989: MISSING DATA FOR INMATES STILL IN DIAGNOSTICS NOW HAS BEEN REMOVED FROM THIS FIELD AND IDENTIFIED AS "NOT REPORTED" INFORMATION.

Inmate statistical profile

Sample: ACTIVE JUVENILE PRISONERS EXCLUDING JAILS  
Active inmates 12/21/2001

Requestor: Statistics

Functional Reading Level (WRAT Scores) by current age & sex

WRAT Reading Score	M E N								W O M E N								Grand Total %			
	Age 13-14		Age 15-15		Age 16-16		Age 17-17		Age 13-14		Age 15-15		Age 16-16		Age 17-17					
LESS THAN GRADE 6	0	0	1	50	7	41	18	47	26	46	0	0	0	0	0	0	0	0	26	46
6TH THRU 8TH GRADE	0	0	0	0	7	41	3	8	10	18	0	0	0	0	0	0	0	0	10	18
GRADE 9	0	0	0	0	1	6	2	5	3	5	0	0	0	0	0	0	0	0	3	5
GRADE 10	0	0	0	0	0	0	1	3	1	2	0	0	0	0	0	0	0	0	1	2
GRADE 11	0	0	1	50	1	6	1	3	3	5	0	0	0	0	0	0	0	0	3	5
GRADE 12	0	0	0	0	1	6	13	34	14	25	0	0	0	0	0	0	0	0	14	25
MORE THAN GRADE 12	0	0	0	0	0	0	0	0	0	0	0	0	0	0	0	0	0	0	0	0
Total reported	0	0	2	100	17	100	38	100	57	100	0	0	0	0	0	0	0	0	57	100
Percent reported			.0		66.7		100.0		100.0		98.3		.0		.0		.0		.0	98.3
NOT REPORTED	0		1		0		0		1		0		0		0		0		1	
Total	0		3		17		38		58		0		0		0		0		58	
AVG READING SCORE	.00		7.15		6.38		8.06		7.52		.00		.00		.00		.00		.00	7.52





Inmate statistical profile

Sample: ACTIVE JUVENILE PRISONERS EXCLUDING JAILS  
Active inmates 12/21/2001

Requestor: Statistics

Self-Rpt Guardian Status To Age 16 by current age & sex

Guardian Status	M E N				W O M E N				Grand Total	%
	Age 13-14	Age 15-15	Age 16-16	Age 17-17	Age 13-14	Age 15-15	Age 16-16	Age 17-17		
ORPHANAGE	0	0	0	0	0	0	0	0	0	0
FATHER ONLY	0	0	0	0	0	0	0	0	0	0
FTR MTR HD	0	0	1	50	3	18	5	13	9	16
MOTHER ONLY	0	0	0	0	5	29	20	53	25	44
MTR FTR HD	0	0	1	50	5	29	8	21	14	25
OTH FEMALE	0	0	0	0	0	0	0	0	0	0
OTH MALE	0	0	0	0	0	0	0	0	0	0
STEP-PARNTS	0	0	0	0	1	6	0	0	1	2
FOSTER HOME	0	0	0	0	0	0	0	0	0	0
GRAND PRNTS	0	0	0	0	2	12	5	13	7	12
OTHER	0	0	0	0	1	6	0	0	1	2
Total reported	0	0	2	100	17	100	38	100	57	100
Percent reported		.0	66.7	100.0	100.0		98.3		.0	98.3
NOT RPTD	0	1	0	0	1	0	0	0	0	1
Total	0	3	17	38	58	0	0	0	0	58



Inmate statistical profile

Sample: ACTIVE JUVENILE PRISONERS EXCLUDING JAILS  
Active inmates 12/21/2001

Requestor: Statistics

Self-Rpt Employment Status Before Prison by current age & sex

Employment	M E N								W O M E N								Grand Total %	
	Age 13-14	Age % 15-15	Age % 16-16	Age % 17-17	Men % Total	Age 13-14	Age % 15-15	Age % 16-16	Age % 17-17	Women % Total								
FULL TIME	0	0	1	6	1	3	2	4	0	0	0	0	0	0	0	0	2	4
PART TIME	0	0	2	12	6	16	8	14	0	0	0	0	0	0	0	0	8	14
UNEMPL < 6M	0	0	0	0	0	0	0	0	0	0	0	0	0	0	0	0	0	0
UNEMPL > 6M	0	0	0	0	0	0	0	0	0	0	0	0	0	0	0	0	0	0
NEVER WORKD	0	0	8	47	26	68	34	60	0	0	0	0	0	0	0	0	34	60
STUDENT	0	0	2	100	6	35	13	23	0	0	0	0	0	0	0	0	13	23
INCAPABLE	0	0	0	0	0	0	0	0	0	0	0	0	0	0	0	0	0	0
OTHER	0	0	0	0	0	0	0	0	0	0	0	0	0	0	0	0	0	0
Total reported	0	0	2	100	17	100	38	100	0	0	0	0	0	0	0	0	57	100
Percent reported		.0		66.7		100.0		100.0		.0		.0		.0		.0		98.3
NOT RPTD	0		1		0		0		0		0		0		0		1	
Total	0		3		17		38		0		0		0		0		58	

\* NOTE: THE FIELD LABELD "OTHER" WAS CORRECTED IN APRIL 1989; INMATES CODED "PRE-OTIS NOT REPORTED" NOW HAVE BEEN REMOVED FROM THIS FIELD AND IDENTIFIED AS "NOT REPORTED".

Inmate statistical profile

Sample: ACTIVE JUVENILE PRISONERS EXCLUDING JAILS  
Active inmates 12/21/2001

Requestor: Statistics

Self-Rpt Marital Status At Admission by current age & sex

Marital Status	M E N						W O M E N						Grand Total %
	Age 13-14 %	Age 15-15 %	Age 16-16 %	Age 17-17 %	Men Total %	Age 13-14 %	Age 15-15 %	Age 16-16 %	Age 17-17 %	Women Total %			
SINGLE	0 0	2 100	15 100	37 100	54 100	0 0	0 0	0 0	0 0	0 0	54 100		
MARRIED	0 0	0 0	0 0	0 0	0 0	0 0	0 0	0 0	0 0	0 0	0 0		
SEPARATED	0 0	0 0	0 0	0 0	0 0	0 0	0 0	0 0	0 0	0 0	0 0		
DIVORCED	0 0	0 0	0 0	0 0	0 0	0 0	0 0	0 0	0 0	0 0	0 0		
WIDOWED	0 0	0 0	0 0	0 0	0 0	0 0	0 0	0 0	0 0	0 0	0 0		
COMMON LAW	0 0	0 0	0 0	0 0	0 0	0 0	0 0	0 0	0 0	0 0	0 0		
OTHER	0 0	0 0	0 0	0 0	0 0	0 0	0 0	0 0	0 0	0 0	0 0		
Total reported	0 0	2 100	15 100	37 100	54 100	0 0	0 0	0 0	0 0	0 0	54 100		
Percent reported	.0	66.7	88.2	97.4	93.1	.0	.0	.0	.0	.0	93.1		
NOT RPTD	0	1	2	1	4	0	0	0	0	0	4		
Total	0	3	17	38	58	0	0	0	0	0	58		

Inmate statistical profile

Sample: ACTIVE JUVENILE PRISONERS EXCLUDING JAILS  
Active inmates 12/21/2001

Requestor: Statistics

Self-Rpt Number Of Children At Admission by current age & sex

Number Of Children	M E N						W O M E N						Grand Total %	
	Age 13-14 %	Age 15-15 %	Age 16-16 %	Age 17-17 %	Men Total %	Age 13-14 %	Age 15-15 %	Age 16-16 %	Age 17-17 %	Women Total %				
NO CHILDREN	0	0	0	0	0	0	0	0	0	0	0	0	0	0
ONE CHILD	0	0	1	1	2	100	0	0	0	0	0	0	0	0
TWO CHILDREN	0	0	0	0	0	0	0	0	0	0	0	0	0	0
THREE CHILDREN	0	0	0	0	0	0	0	0	0	0	0	0	0	0
FOUR CHILDREN	0	0	0	0	0	0	0	0	0	0	0	0	0	0
FIVE CHILDREN	0	0	0	0	0	0	0	0	0	0	0	0	0	0
MORE THAN 5 CHILDREN	0	0	0	0	0	0	0	0	0	0	0	0	0	0
Total reported	0	0	1	1	2	100	0	0	0	0	0	0	0	0
Percent reported	.0	.0	5.9	2.6	3.4		.0	.0	.0	.0	.0		.0	3.4
NOT REPORTED	0	3	16	37	56		0	0	0	0	0		0	56
Total	0	3	17	38	58		0	0	0	0	0		0	58
AVG NUM CHILDREN	.00	.00	1.00	1.00	1.00		.00	.00	.00	.00	.00		.00	1.00

\* NOTE: THE FIELD LABELED "NO CHILDREN" WAS CORRECTED IN MARCH 1989: MISSING DATA FOR INMATES STILL IN DIAGNOSTICS NOW HAS BEEN REMOVED FROM THIS FIELD AND IDENTIFIED AS "NOT REPORTED" INFORMATION.

Inmate statistical profile

Sample: ACTIVE JUVENILE PRISONERS EXCLUDING JAILS  
Active inmates 12/21/2001

Requestor: Statistics

Self-Rpt Religious Affiliation by current age & sex

Religion	M E N				W O M E N				Grand Total	%
	Age 13-14	Age 15-15	Age 16-16	Age 17-17	Age 13-14	Age 15-15	Age 16-16	Age 17-17		
ISLAM	0	0	0	0	0	0	0	0	0	0
CATHOLIC	0	0	1	50	2	12	1	3	4	7
BAPTIST	0	0	0	0	9	53	24	63	33	58
METHODIST	0	0	0	0	0	0	0	0	0	0
EPISCOPLN	0	0	0	0	0	0	0	0	0	0
PRESBYTRN	0	0	0	0	0	0	0	0	0	0
CHC OF GOD	0	0	0	0	0	0	1	3	1	2
HOLINESS	0	0	0	0	1	6	0	0	1	2
JEWISH	0	0	0	0	0	0	0	0	0	0
ANGLICAN	0	0	0	0	0	0	0	0	0	0
GRK ORTHDX	0	0	0	0	0	0	0	0	0	0
HINDU	0	0	0	0	0	0	0	0	0	0
BUDDHIST	0	0	0	0	1	6	2	5	3	5
TAOIST	0	0	0	0	0	0	0	0	0	0
SHINTOIST	0	0	0	0	0	0	0	0	0	0
SEVEN D AD	0	0	0	0	0	0	0	0	0	0
JEHOVAH WT	0	0	1	50	0	0	0	0	1	2
LATR DAY S	0	0	0	0	0	0	0	0	0	0
QUAKER	0	0	0	0	0	0	0	0	0	0
OTHER PROD	0	0	0	0	0	0	0	0	0	0
NONE	0	0	0	0	3	18	9	24	12	21
OTHER	0	0	0	0	1	6	1	3	2	4
Total reported	0	0	2	100	17	100	38	100	57	100
Percent reported		.0		66.7		100.0		100.0		98.3
NOT RPTD	0		1		0		0		1	
Total	0		3		17		38		58	

Inmate statistical profile

Sample: ACTIVE JUVENILE PRISONERS EXCLUDING JAILS  
Active inmates 12/21/2001

Requestor: Statistics

Self-Rpt Family Behavior Patterns \* by current age & sex

Family Behavior	Age		Age		M E N		Age		Men		Age		Age		W O M E N		Women		Grand			
	13-14	%	15-15	%	16-16	%	17-17	%	Total	%	13-14	%	15-15	%	16-16	%	17-17	%	Total	%		
CRIMINLTY	0	0	0	0	5	29	15	28	20	28	0	0	0	0	0	0	0	0	0	0	20	28
ALCOHOLISM	0	0	0	0	1	6	4	7	5	7	0	0	0	0	0	0	0	0	0	0	5	7
DRUG ABUSE	0	0	0	0	1	6	6	11	7	10	0	0	0	0	0	0	0	0	0	0	7	10
DOMINERING	0	0	0	0	0	0	0	0	0	0	0	0	0	0	0	0	0	0	0	0	0	0
MIGRANT	0	0	0	0	0	0	1	2	1	1	0	0	0	0	0	0	0	0	0	0	1	1
INFL BTGS	0	0	0	0	0	0	0	0	0	0	0	0	0	0	0	0	0	0	0	0	0	0
PERMISSIVE	0	0	0	0	0	0	0	0	0	0	0	0	0	0	0	0	0	0	0	0	0	0
FATH ABSNT	0	0	0	0	7	41	23	43	30	42	0	0	0	0	0	0	0	0	0	0	30	42
MOTH ABSNT	0	0	0	0	2	12	5	9	7	10	0	0	0	0	0	0	0	0	0	0	7	10
NONE	0	0	0	0	1	6	0	0	1	1	0	0	0	0	0	0	0	0	0	0	1	1
Total reported	0	0	0	0	17	100	54	100	71	100	0	0	0	0	0	0	0	0	0	0	71	100
Percent reported		.0		.0		64.7		76.3		69.0		.0		.0		.0		.0		.0		69.0
OTHER	0		3		6		9		18		0		0		0		0		0		18	
Total	0		3		17		38		58		0		0		0		0		0		58	

\* NOTE: SINCE THERE CAN BE UP TO FIVE BEHAVIOR CODES PER INMATE, THE NUMBER OF CASES REPORTED IN THE DETAIL LINES AND THE TOTAL REPORTED LINE MAY EXCEED THE TOTAL NUMBER OF CASES. IN SHORT, THIS TABLE COUNTS THE NUMBER OF BEHAVIOR PROBLEMS, NOT INMATES.

Inmate statistical profile

Sample: ACTIVE JUVENILE PRISONERS EXCLUDING JAILS  
Active inmates 12/21/2001

Requestor: Statistics

Inmate Diagnostic Behavior Problem \* by current age & sex

Diagnostic Problem	M E N						W O M E N						Grand Total	%		
	Age 13-14	Age 15-15	Age 16-16	Age 17-17	Men Total	Men %	Age 13-14	Age 15-15	Age 16-16	Age 17-17	Women Total	Women %				
ALCOHOLIC	0	0	0	0	0	0	0	0	0	0	0	0	0	0	0	0
ALCOH ABSE	0	0	0	6	18	24	0	0	0	0	0	0	0	0	24	21
DRUG EXP	0	0	0	1	0	1	0	0	0	0	0	0	0	0	1	1
DRUG ABSE	0	0	1	10	25	36	0	0	0	0	0	0	0	0	36	32
NARC ADDCT	0	0	0	0	0	0	0	0	0	0	0	0	0	0	0	0
EPILEPTIC	0	0	0	0	0	0	0	0	0	0	0	0	0	0	0	0
MANIPULTVE	0	0	0	0	0	0	0	0	0	0	0	0	0	0	0	0
ASSAULTIVE	0	0	2	11	24	37	0	0	0	0	0	0	0	0	37	33
ESCAPE TEND	0	0	0	1	0	1	0	0	0	0	0	0	0	0	1	1
SUICIDAL	0	0	0	1	2	3	0	0	0	0	0	0	0	0	3	3
WITHDRAWN	0	0	0	1	0	1	0	0	0	0	0	0	0	0	1	1
PR RLTY CT	0	0	0	0	0	0	0	0	0	0	0	0	0	0	0	0
HOMOSEXUAL	0	0	0	0	0	0	0	0	0	0	0	0	0	0	0	0
NONE	0	0	0	0	0	0	0	0	0	0	0	0	0	0	0	0
OTHER	0	0	0	0	0	0	0	0	0	0	0	0	0	0	0	0
NOT RPTD	0	0	0	1	8	9	0	0	0	0	0	0	0	0	9	8
Total reported	0	0	3	32	77	112	0	0	0	0	0	0	0	0	112	100
Percent reported		.0	100.0	100.0	100.0	100.0		.0	.0	.0	.0	.0		.0	100.0	
UNKNOWN	0	0	0	0	0	0	0	0	0	0	0	0	0	0	0	0
Total	0	3	17	38	58		0	0	0	0	0		0	58		

\* NOTE: SINCE THERE CAN BE UP TO FIVE BEHAVIOR CODES PER INMATE, THE NUMBER OF CASES REPORTED IN THE DETAIL LINES AND THE TOTAL REPORTED LINE MAY EXCEED THE TOTAL NUMBER OF CASES. IN SHORT, THIS TABLE COUNTS THE NUMBER OF BEHAVIOR PROBLEMS, NOT INMATES.

Inmate statistical profile

Sample: ACTIVE JUVENILE PRISONERS EXCLUDING JAILS  
Active inmates 12/21/2001

Requestor: Statistics

Physical Profile (General Condition) by current age & sex

Physical Profile	M E N					W O M E N					Grand Total	%								
	Age 13-14	Age % 15-15	Age % 16-16	Age % 17-17	Men % Total	Age 13-14	Age % 15-15	Age % 16-16	Age % 17-17	Women % Total										
NO LIMITATION	0	0	3	100	16	94	35	92	54	93	0	0	0	0	0	0	0	0	54	93
DEFECT NO MAJOR LIMIT	0	0	0	0	1	6	2	5	3	5	0	0	0	0	0	0	0	0	3	5
DEFECT MAJOR LIMIT	0	0	0	0	0	0	1	3	1	2	0	0	0	0	0	0	0	0	1	2
VERY MAJOR DEFECT	0	0	0	0	0	0	0	0	0	0	0	0	0	0	0	0	0	0	0	0
Total reported	0	0	3	100	17	100	38	100	58	100	0	0	0	0	0	0	0	0	58	100
Percent reported		.0		100.0		100.0		100.0		100.0		.0		.0		.0		.0		100.0
NOT REPORTED	0		0		0		0		0		0		0		0		0		0	
Total	0		3		17		38		58		0		0		0		0		58	

Inmate statistical profile

Sample: ACTIVE JUVENILE PRISONERS EXCLUDING JAILS  
Active inmates 12/21/2001

Requestor: Statistics

Security Status by current age & sex

Security	M E N				W O M E N				Grand Total	%
	Age 13-14	Age 15-15	Age 16-16	Age 17-17	Age 13-14	Age 15-15	Age 16-16	Age 17-17		
DIAG INCOM	0	0	0	0	0	0	0	0	0	0
WRK RELEAS	0	0	0	1	3	1	2	0	0	0
TRUSTY	0	0	0	0	0	0	0	0	0	0
MINIMUM	0	0	0	0	0	0	0	0	0	0
MEDIUM	0	0	1	6	11	29	12	21	0	0
CLOSE	0	0	2	67	14	82	23	61	39	67
MAXIMUM	0	0	0	2	12	2	5	4	7	0
DIAGNOSTIC	0	0	1	33	0	0	1	3	2	3
Total reported	0	0	3	100	17	100	38	100	58	100
Percent reported	.0	100.0	100.0	100.0	100.0	.0	.0	.0	.0	100.0
NOT RPTD	0	0	0	0	0	0	0	0	0	0
Total	0	3	17	38	58	0	0	0	0	58

\* NOTE: BEGINNING IN JULY 1987, THE FACILITIES DIVISION NO LONGER CODED INMATES AS BEING WORK RELEASE



Inmate statistical profile

Sample: ACTIVE JUVENILE PRISONERS EXCLUDING JAILS  
Active inmates 12/21/2001

Requestor: Statistics

Number Of Sentences by current age & sex

Number Of Sentences	M E N				W O M E N				Grand Total	%									
	Age 13-14	Age % 15-15	Age % 16-16	Age % 17-17	Men % Total	Age 13-14	Age % 15-15	Age % 16-16			Age % 17-17	Women % Total							
ONE	0	0	1	33	9	53	14	37	24	41	0	0	0	0	0	0	0	24	41
TWO	0	0	1	33	4	24	13	34	18	31	0	0	0	0	0	0	0	18	31
THREE	0	0	0	0	2	12	3	8	5	9	0	0	0	0	0	0	0	5	9
FOUR	0	0	0	0	1	6	6	16	7	12	0	0	0	0	0	0	0	7	12
FIVE	0	0	1	33	0	0	2	5	3	5	0	0	0	0	0	0	0	3	5
MORE THAN FIVE	0	0	0	0	1	6	0	0	1	2	0	0	0	0	0	0	0	1	2
Total reported	0	0	3	100	17	100	38	100	58	100	0	0	0	0	0	0	0	58	100
Percent reported		.0		100.0		100.0		100.0		100.0		.0		.0		.0			100.0
NOT REPORTED	0		0		0		0		0		0		0		0		0		0
Total	0		3		17		38		58		0		0		0		0		58
AVG NUM SENTENCES	.00		2.67		1.94		2.18		2.14		.00		.00		.00		.00		2.14





Inmate statistical profile

Sample: ACTIVE JUVENILE PRISONERS EXCLUDING JAILS  
Active inmates 12/21/2001

Requestor: Statistics

Number Of Prior Georgia Incarcerations \* by current age & sex

Prior Incarcerations	M E N						W O M E N						Grand Total %
	Age 13-14 %	Age 15-15 %	Age 16-16 %	Age 17-17 %	Men Total %	Age 13-14 %	Age 15-15 %	Age 16-16 %	Age 17-17 %	Women Total %			
ZERO	0 0	3 100	17 100	38 100	58 100	0 0	0 0	0 0	0 0	0 0	58 100		
ONE	0 0	0 0	0 0	0 0	0 0	0 0	0 0	0 0	0 0	0 0	0 0		
TWO	0 0	0 0	0 0	0 0	0 0	0 0	0 0	0 0	0 0	0 0	0 0		
THREE	0 0	0 0	0 0	0 0	0 0	0 0	0 0	0 0	0 0	0 0	0 0		
FOUR	0 0	0 0	0 0	0 0	0 0	0 0	0 0	0 0	0 0	0 0	0 0		
FIVE	0 0	0 0	0 0	0 0	0 0	0 0	0 0	0 0	0 0	0 0	0 0		
MORE THAN FIVE	0 0	0 0	0 0	0 0	0 0	0 0	0 0	0 0	0 0	0 0	0 0		
Total reported	0 0	3 100	17 100	38 100	58 100	0 0	0 0	0 0	0 0	0 0	58 100		
Percent reported	.0	100.0	100.0	100.0	100.0	.0	.0	.0	.0	.0	100.0		
NOT REPORTED	0	0	0	0	0	0	0	0	0	0	0		
Total	0	3	17	38	58	0	0	0	0	0	58		
AVG # INCARCERATIONS	.00	.00	.00	.00	.00	.00	.00	.00	.00	.00	.00		

\* This data counts a parole revocation on an existing sentence AS A prior incarceration. Also, this data counts, for any cohort of inmates, the total number of Georgia incarcerations the inmate has had during his entire criminal career. For example, if an inmate was admitted to prison first in FY72, and then re-admitted in FY79 and FY85, he had two prior incarcerations before the FY85 admission. This inmate's records show two prior incarcerations in all three of his records since he has had two prior incarcerations in his criminal career. If the cohort of FY72 admissions is selected for analysis, two prior incarcerations will be listed for this inmate even though in FY72, he had no prior incarcerations.

Inmate statistical profile

Sample: ACTIVE JUVENILE PRISONERS EXCLUDING JAILS  
Active inmates 12/21/2001

Requestor: Statistics

Number Of Transfers by current age & sex

Transfers	Age		M E N				Age		W O M E N				Women		Grand					
	13-14	%	15-15	%	16-16	%	17-17	%	13-14	%	15-15	%	16-16	%	17-17	%	Total	%		
ZERO	0	0	3	100	17	100	37	97	57	98	0	0	0	0	0	0	0	0	57	98
ONE	0	0	0	0	0	0	1	3	1	2	0	0	0	0	0	0	0	0	1	2
TWO	0	0	0	0	0	0	0	0	0	0	0	0	0	0	0	0	0	0	0	0
THREE	0	0	0	0	0	0	0	0	0	0	0	0	0	0	0	0	0	0	0	0
FOUR	0	0	0	0	0	0	0	0	0	0	0	0	0	0	0	0	0	0	0	0
FIVE	0	0	0	0	0	0	0	0	0	0	0	0	0	0	0	0	0	0	0	0
MORE THAN FIVE	0	0	0	0	0	0	0	0	0	0	0	0	0	0	0	0	0	0	0	0
Total reported	0	0	3	100	17	100	38	100	58	100	0	0	0	0	0	0	0	0	58	100
Percent reported		.0		100.0		100.0		100.0		100.0		.0		.0		.0		.0		100.0
NOT REPORTED	0		0		0		0		0		0		0		0		0		0	
Total	0		3		17		38		58		0		0		0		0		58	
AVG NUM TRANSFERS	.00		.00		.00		.03		.02		.00		.00		.00		.00		.02	



Inmate statistical profile

Sample: ACTIVE JUVENILE PRISONERS EXCLUDING JAILS  
Active inmates 12/21/2001

Requestor: Statistics

Circ Of Conviction by current age & sex

Circ Of Conviction	Age		M E N				Men		Age		W O M E N				Women		Grand			
	13-14	%	Age	%	Age	%	Age	%	13-14	%	Age	%	Age	%	Total	%	Total	%		
Atlanta	0	0	0	0	0	0	2	5	2	3	0	0	0	0	0	0	0	0	2	3
Augusta	0	0	0	0	2	12	4	11	6	10	0	0	0	0	0	0	0	0	6	10
Chattahoochee	0	0	0	0	1	6	1	3	2	3	0	0	0	0	0	0	0	0	2	3
Clayton	0	0	0	0	2	12	1	3	3	5	0	0	0	0	0	0	0	0	3	5
Cobb	0	0	0	0	0	0	2	5	2	3	0	0	0	0	0	0	0	0	2	3
Eastern	0	0	0	0	2	12	5	13	7	12	0	0	0	0	0	0	0	0	7	12
Gwinnett	0	0	2	67	0	0	2	5	4	7	0	0	0	0	0	0	0	0	4	7
Lookout Mountain	0	0	0	0	0	0	1	3	1	2	0	0	0	0	0	0	0	0	1	2
Macon	0	0	0	0	0	0	4	11	4	7	0	0	0	0	0	0	0	0	4	7
Ocmulgee	0	0	0	0	2	12	2	5	4	7	0	0	0	0	0	0	0	0	4	7
Pataula	0	0	0	0	1	6	0	0	1	2	0	0	0	0	0	0	0	0	1	2
Rome	0	0	1	33	0	0	0	0	1	2	0	0	0	0	0	0	0	0	1	2
South Georgia	0	0	0	0	1	6	0	0	1	2	0	0	0	0	0	0	0	0	1	2
Southern	0	0	0	0	0	0	3	8	3	5	0	0	0	0	0	0	0	0	3	5
Stone Mountain	0	0	0	0	2	12	3	8	5	9	0	0	0	0	0	0	0	0	5	9
Tallapoosa	0	0	0	0	0	0	4	11	4	7	0	0	0	0	0	0	0	0	4	7
Tifton	0	0	0	0	1	6	2	5	3	5	0	0	0	0	0	0	0	0	3	5
Waycross	0	0	0	0	0	0	1	3	1	2	0	0	0	0	0	0	0	0	1	2
Western	0	0	0	0	2	12	0	0	2	3	0	0	0	0	0	0	0	0	2	3
Douglas	0	0	0	0	0	0	1	3	1	2	0	0	0	0	0	0	0	0	1	2
Towaliga	0	0	0	0	1	6	0	0	1	2	0	0	0	0	0	0	0	0	1	2
Total reported	0	0	3	100	17	100	38	100	58	100	0	0	0	0	0	0	0	0	58	100
Percent reported		.0		100.0		100.0		100.0		100.0		.0		.0		.0		.0		100.0
Not reported	0		0		0		0		0		0		0		0		0		0	
Total	0		3		17		38		58		0		0		0		0		58	

Inmate statistical profile

Sample: ACTIVE JUVENILE PRISONERS EXCLUDING JAILS  
Active inmates 12/21/2001

Requestor: Statistics

Home County by current age & sex

Home County	M E N				W O M E N				Grand Total	%										
	Age 13-14	Age % 15-15	Age % 16-16	Age % 17-17	Men Total	Age % 13-14	Age % 15-15	Age % 16-16			Age % 17-17	Women Total								
Baldwin	0	0	0	0	2	5	2	4	0	0	0	0	0	0	0	0	0	2	4	
Berrien	0	0	0	0	1	3	1	2	0	0	0	0	0	0	0	0	0	0	1	2
Bibb	0	0	0	0	1	7	4	11	5	9	0	0	0	0	0	0	0	0	5	9
Calhoun	0	0	0	0	1	7	0	0	1	2	0	0	0	0	0	0	0	0	1	2
Carroll	0	0	0	0	1	7	0	0	1	2	0	0	0	0	0	0	0	0	1	2
Chatham	0	0	0	0	2	14	5	14	7	13	0	0	0	0	0	0	0	0	7	13
Clarke	0	0	0	0	1	7	0	0	1	2	0	0	0	0	0	0	0	0	1	2
Clayton	0	0	0	0	2	14	2	5	4	8	0	0	0	0	0	0	0	0	4	8
Cobb	0	0	0	0	0	0	2	5	2	4	0	0	0	0	0	0	0	0	2	4
Colquit	0	0	0	0	0	0	1	3	1	2	0	0	0	0	0	0	0	0	1	2
Decatur	0	0	0	0	1	7	0	0	1	2	0	0	0	0	0	0	0	0	1	2
DeKalb	0	0	0	0	0	0	2	5	2	4	0	0	0	0	0	0	0	0	2	4
Floyd	0	0	1	50	0	0	0	0	1	2	0	0	0	0	0	0	0	0	1	2
Fulton	0	0	0	0	2	14	2	5	4	8	0	0	0	0	0	0	0	0	4	8
Greene	0	0	0	0	1	7	0	0	1	2	0	0	0	0	0	0	0	0	1	2
Gwinnett	0	0	1	50	0	0	2	5	3	6	0	0	0	0	0	0	0	0	3	6
Jones	0	0	0	0	0	0	1	3	1	2	0	0	0	0	0	0	0	0	1	2
Lowndes	0	0	0	0	0	0	2	5	2	4	0	0	0	0	0	0	0	0	2	4
Newton	0	0	0	0	0	0	1	3	1	2	0	0	0	0	0	0	0	0	1	2
Paulding	0	0	0	0	0	0	4	11	4	8	0	0	0	0	0	0	0	0	4	8
Richmond	0	0	0	0	1	7	3	8	4	8	0	0	0	0	0	0	0	0	4	8
Tift	0	0	0	0	1	7	1	3	2	4	0	0	0	0	0	0	0	0	2	4
Walker	0	0	0	0	0	0	1	3	1	2	0	0	0	0	0	0	0	0	1	2
Ware	0	0	0	0	0	0	1	3	1	2	0	0	0	0	0	0	0	0	1	2
Total reported	0	0	2	100	14	100	37	100	53	100	0	0	0	0	0	0	0	0	53	100
Percent reported		.0		66.7		82.4		97.4		91.4		.0		.0		.0		.0		91.4
Not reported	0		1		3		1		5		0		0		0		0		5	
Total	0		3		17		38		58		0		0		0		0		58	





Inmate statistical profile

Sample: ACTIVE JUVENILE PRISONERS EXCLUDING JAILS  
Active inmates 12/21/2001

Requestor: Statistics

Probation To Follow Prison by current age & sex

Prob After Prison	M E N								W O M E N					Grand Total	%					
	Age 13-14	Age % 15-15	Age % 16-16	Age % 17-17	Men % Total	Age 13-14	Age % 15-15	Age % 16-16	Age % 17-17	Women % Total										
PROBATION TO FOLLOW	0	0	1	33	5	29	11	29	17	29	0	0	0	0	0	0	0	0	17	29
NO PROBATION	0	0	2	67	12	71	27	71	41	71	0	0	0	0	0	0	0	0	41	71
Total reported	0	0	3	100	17	100	38	100	58	100	0	0	0	0	0	0	0	0	58	100
Percent reported		.0	100.0		100.0		100.0		100.0		.0		.0		.0		.0		100.0	
NOT REPORTED	0		0		0		0		0		0		0		0		0		0	
Total	0		3		17		38		58		0		0		0		0		58	

Inmate statistical profile

Sample: ACTIVE JUVENILE PRISONERS EXCLUDING JAILS  
Active inmates 12/21/2001

Requestor: Statistics

Admission Type by current age & sex

Admission Type	Age		M E N				Age		W O M E N				Women		Grand					
	13-14	%	15-15	%	16-16	%	17-17	%	13-14	%	15-15	%	16-16	%	17-17	%	Total	%		
COMMITTED FROM COURT	0	0	3	100	17	100	38	100	58	100	0	0	0	0	0	0	0	0	58	100
RETURN APPEAL/BOND	0	0	0	0	0	0	0	0	0	0	0	0	0	0	0	0	0	0	0	0
PAROLE REV/NEW SENT	0	0	0	0	0	0	0	0	0	0	0	0	0	0	0	0	0	0	0	0
PAR REV/NO NEW SENT	0	0	0	0	0	0	0	0	0	0	0	0	0	0	0	0	0	0	0	0
PROB VIOL/TOTAL REV	0	0	0	0	0	0	0	0	0	0	0	0	0	0	0	0	0	0	0	0
PROB VIOL/PARTIAL	0	0	0	0	0	0	0	0	0	0	0	0	0	0	0	0	0	0	0	0
ADMIT FM OTHER CUST	0	0	0	0	0	0	0	0	0	0	0	0	0	0	0	0	0	0	0	0
SHOCK INCARCERATION	0	0	0	0	0	0	0	0	0	0	0	0	0	0	0	0	0	0	0	0
PROB REV/REMAINDER	0	0	0	0	0	0	0	0	0	0	0	0	0	0	0	0	0	0	0	0
NEW SENT/PAR REV PND	0	0	0	0	0	0	0	0	0	0	0	0	0	0	0	0	0	0	0	0
LIFE W/O PAROLE	0	0	0	0	0	0	0	0	0	0	0	0	0	0	0	0	0	0	0	0
PAROLE REV BOOT CAMP	0	0	0	0	0	0	0	0	0	0	0	0	0	0	0	0	0	0	0	0
PAR REV/RSN UNKNOWN	0	0	0	0	0	0	0	0	0	0	0	0	0	0	0	0	0	0	0	0
PROBATION/PAROLE REV	0	0	0	0	0	0	0	0	0	0	0	0	0	0	0	0	0	0	0	0
PB PAROLE RESCINDED	0	0	0	0	0	0	0	0	0	0	0	0	0	0	0	0	0	0	0	0
PROB REVOC/SPEC COND	0	0	0	0	0	0	0	0	0	0	0	0	0	0	0	0	0	0	0	0
PAR REV/REVOC CENTER	0	0	0	0	0	0	0	0	0	0	0	0	0	0	0	0	0	0	0	0
INFORMATION ONLY	0	0	0	0	0	0	0	0	0	0	0	0	0	0	0	0	0	0	0	0
INCOMPLETE SENT PKG	0	0	0	0	0	0	0	0	0	0	0	0	0	0	0	0	0	0	0	0
HANCOCK REVOC CENTER	0	0	0	0	0	0	0	0	0	0	0	0	0	0	0	0	0	0	0	0
WHITWORTH DETENTION	0	0	0	0	0	0	0	0	0	0	0	0	0	0	0	0	0	0	0	0
DCYS AT RISK	0	0	0	0	0	0	0	0	0	0	0	0	0	0	0	0	0	0	0	0
OTHER	0	0	0	0	0	0	0	0	0	0	0	0	0	0	0	0	0	0	0	0
Total reported	0	0	3	100	17	100	38	100	58	100	0	0	0	0	0	0	0	0	58	100
Percent reported		.0		100.0		100.0		100.0		100.0		.0		.0		.0		.0		100.0
UNKNOWN	0		0		0		0		0		0		0		0		0		0	
Total	0		3		17		38		58		0		0		0		0		58	







Inmate statistical profile

Sample: ACTIVE JUVENILE PRISONERS EXCLUDING JAILS  
Active inmates 12/21/2001

Requestor: Statistics

Misdemeanors And Felonies by current age & sex

Crime Type	Age		M E N				Age		W O M E N				Women	Grand				
	13-14	%	15-15	%	16-16	%	17-17	%	13-14	%	15-15	%	16-16	%	17-17	%	Total	%
MISDEMEANOR	0	0	0	0	0	0	0	0	0	0	0	0	0	0	0	0	0	0
FELONY	0	0	3	100	17	100	38	100	58	100	0	0	0	0	0	0	0	0
Total reported	0	0	3	100	17	100	38	100	58	100	0	0	0	0	0	0	0	58
Percent reported		.0		100.0		100.0		100.0		100.0		.0		.0		.0		100.0
NOT REPORTED	0		0		0		0		0		0		0		0		0	0
Total	0		3		17		38		58		0		0		0		0	58





Inmate statistical profile

Sample: ACTIVE JUVENILE PRISONERS EXCLUDING JAILS  
Active inmates 12/21/2001

Requestor: Statistics

Most Serious Offense by current age & sex

Most Serious Offense	M E N					W O M E N					Grand Total %	
	Age 13-14 %	Age 15-15 %	Age 16-16 %	Age 17-17 %	Men Total %	Age 13-14 %	Age 15-15 %	Age 16-16 %	Age 17-17 %	Women Total %		
Misdemeanors												
-----												
FELONIES												
-----												
MURDER	0 0	0 0	0 0	4 11	4 7	0 0	0 0	0 0	0 0	0 0	4 7	
VOLUNTARY MANSLAUGHT	0 0	0 0	0 0	2 5	2 3	0 0	0 0	0 0	0 0	0 0	2 3	
KIDNAPPING	0 0	0 0	1 6	5 13	6 10	0 0	0 0	0 0	0 0	0 0	6 10	
ARMED ROBBERY	0 0	1 33	14 82	22 58	37 64	0 0	0 0	0 0	0 0	0 0	37 64	
RAPE	0 0	2 67	1 6	5 13	8 14	0 0	0 0	0 0	0 0	0 0	8 14	
AGGRAV CHILD MOLESTA	0 0	0 0	1 6	0 0	1 2	0 0	0 0	0 0	0 0	0 0	1 2	
NONPYMT AGR NVL STOR	0 0	1 33	5 29	11 29	17 29	0 0	0 0	0 0	0 0	0 0	17 29	
CRMNL SOLICITATION	0 0	2 67	12 71	27 71	41 71	0 0	0 0	0 0	0 0	0 0	41 71	
-----												
Total reported	0 0	6 100	34 100	76 100	116 100	0 0	0 0	0 0	0 0	0 0	116 100	
Percent reported	.0	100.0	100.0	100.0	100.0	.0	.0	.0	.0	.0	100.0	
-----												
NOT REPORTED	0	0	0	0	0	0	0	0	0	0	0	
-----												
Total	0	3	17	38	58	0	0	0	0	0	58	

