
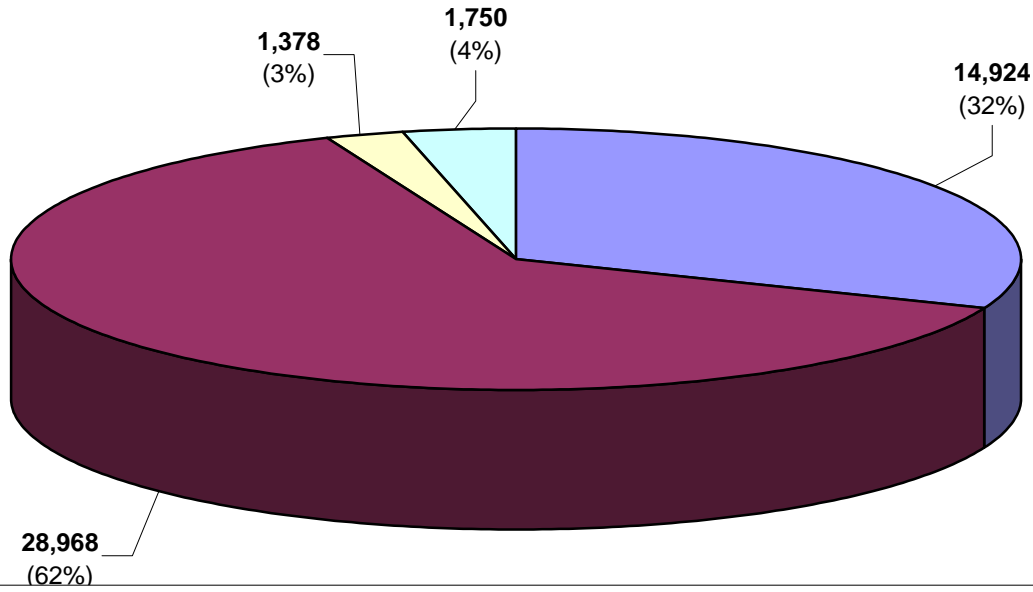
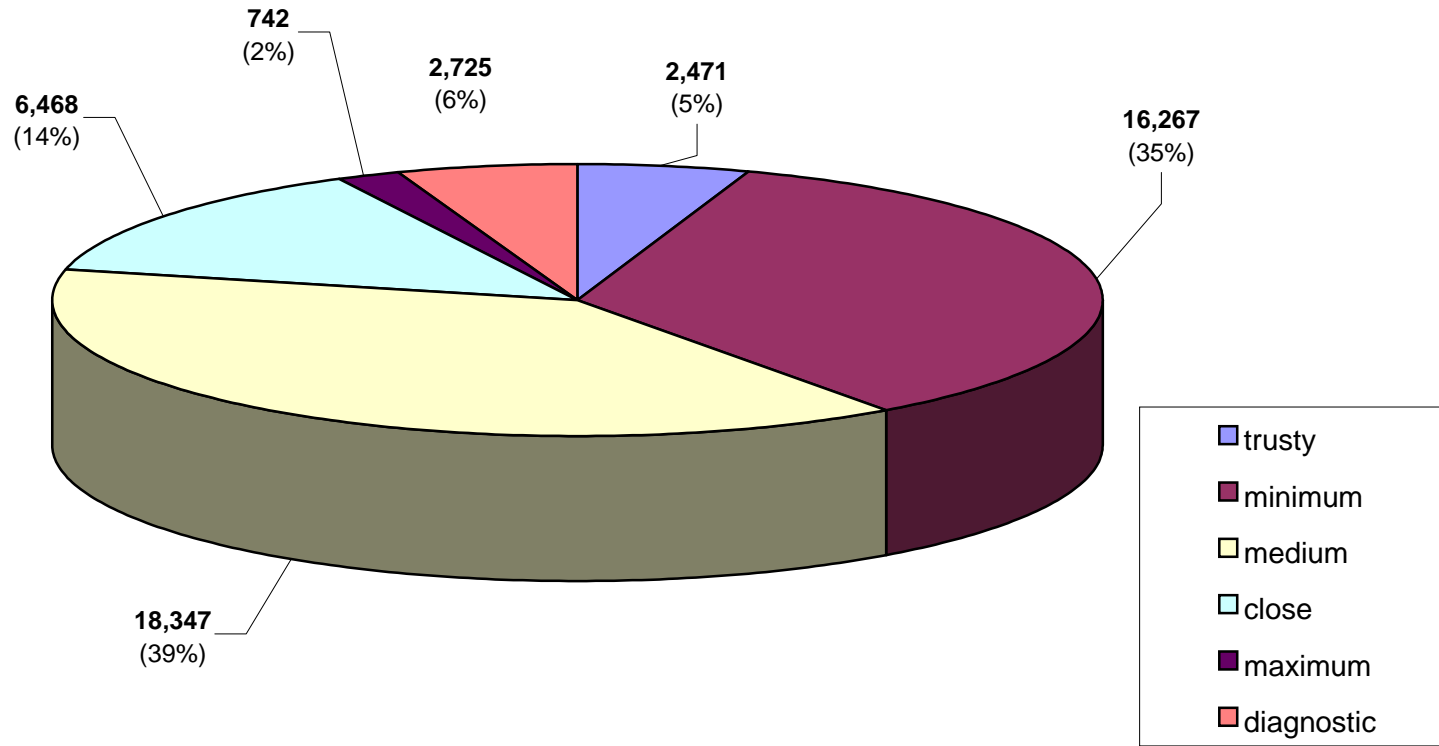


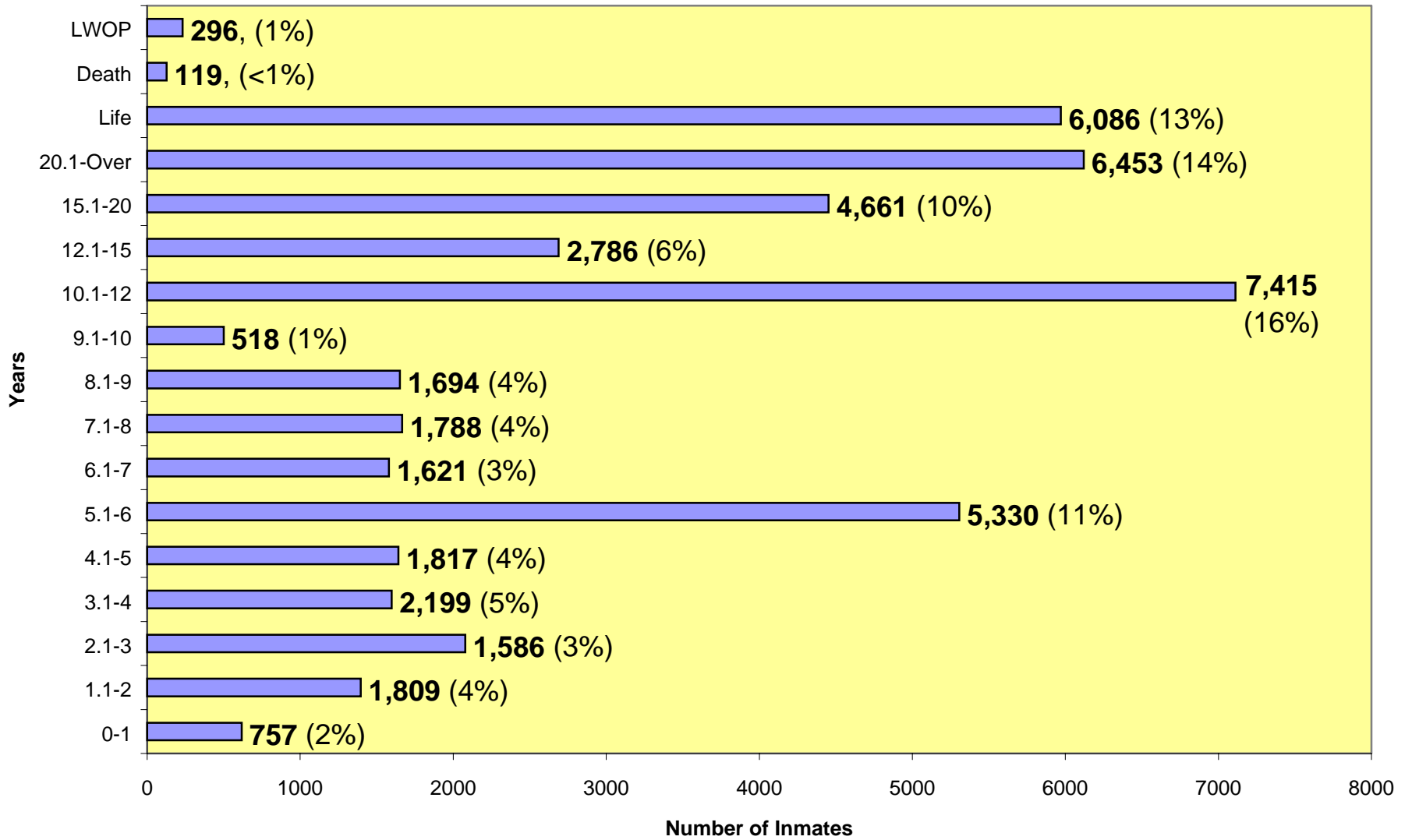
Active Inmate Population By Race and Gender



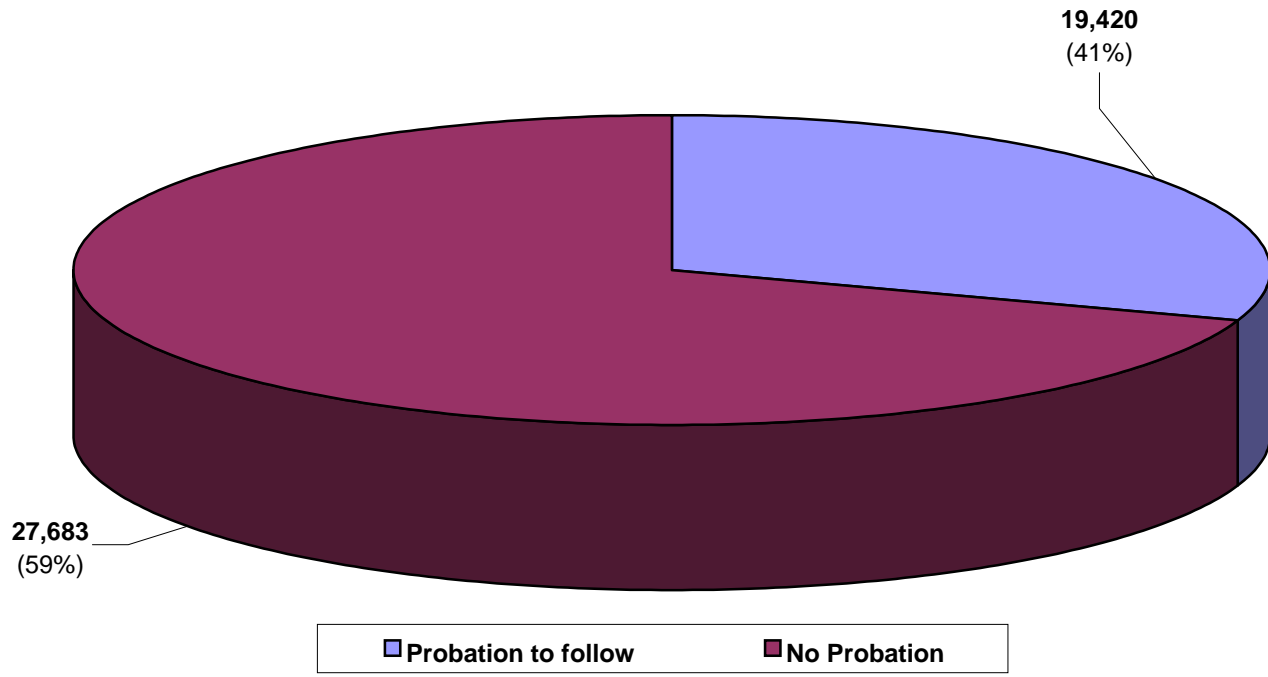
**Active Inmates By Security Status**



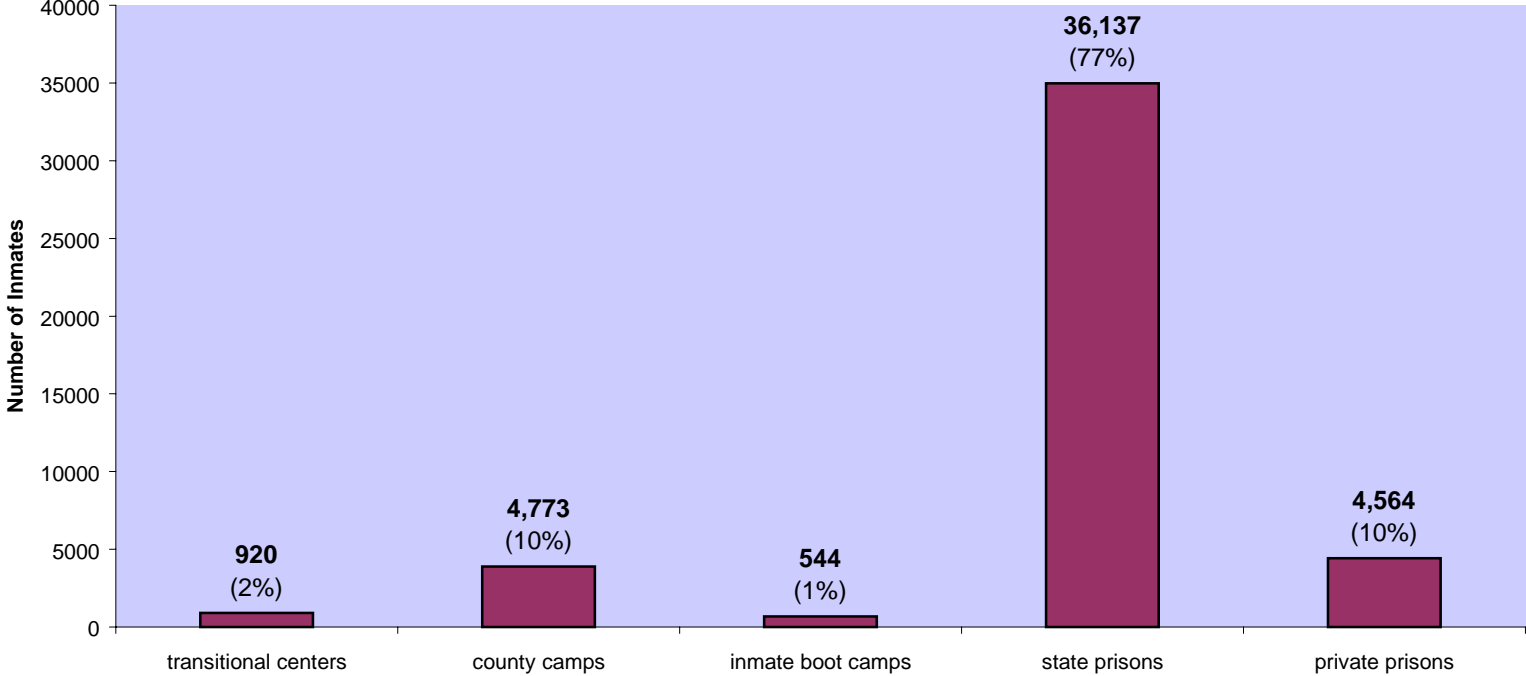
## Active Inmates Prison Sentence In Years



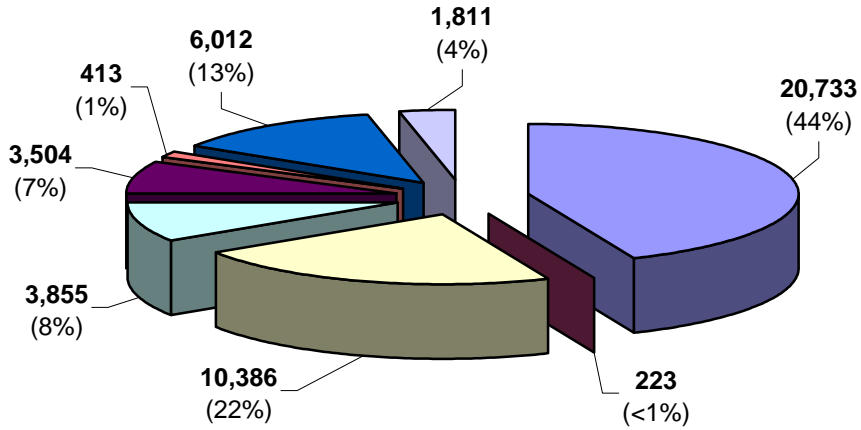
**Active Inmates Who Have Probation To Follow Prison**



### Active Inmates Grouped By Institution



**Active Inmates By Most Serious Crime Type**



|             |                |            |            |
|-------------|----------------|------------|------------|
| viol/person | nonviol/person | property   | drug sales |
| drug poss   | habit/dui      | sex offend | other      |

Inmate statistical profile

TABLE OF CONTENTS FOR ACTIVE PRISONERS EXCLUDING JAIL

| Title                                     | PAGE |
|---|------|
| -----                                     | ---- |
| RACE AND SEX.....                         | 2    |
| Culture Fair IQ Scores.....               | 3    |
| Self-Rpt Socioeconomic Class.....         | 4    |
| Self-Rpt Environment To Age 16.....       | 5    |
| Self-Rpt Education Level.....             | 6    |
| Functional Reading Level (WRAT Scores)..  | 7    |
| Functional Math Level (WRAT Scores)....   | 8    |
| Functional Spelling Level (WRAT Scores).. | 9    |
| Self-Rpt Guardian Status To Age 16.....   | 10   |
| Self-Rpt Employment Status Before Prison  | 11   |
| Self-Rpt Marital Status At Admission....  | 12   |
| Self-Rpt Number Of Children At Admission  | 13   |
| Self-Rpt Religious Affiliation.....       | 14   |
| Self-Rpt Family Behavior Patterns *....   | 15   |
| Inmate Diagnostic Behavior Problem *....  | 16   |
| Physical Profile (General Condition)....  | 17   |
| Security Status.....                      | 18   |
| Number Of Sentences.....                  | 19   |
| Number Of Disciplinarys.....              | 20   |
| Number Of Escapes.....                    | 21   |
| Number Of Prior Georgia Incarcerations *  | 22   |
| Number Of Transfers.....                  | 23   |
| County Of Conviction.....                 | 24   |
| Circ Of Conviction.....                   | 29   |
| Home County.....                          | 31   |
| Prison Sentence In Years.....             | 36   |
| Probation To Follow Prison.....           | 37   |
| Admission Type.....                       | 38   |
| Release Type.....                         | 39   |
| Inst By Group.....                        | 40   |
| Institution.....                          | 41   |
| Misdemeanors And Felonies.....            | 44   |
| Crimes By Group.....                      | 45   |
| Most Serious Offense.....                 | 46   |
| Most Serious Crime Type.....              | 52   |

Inmate statistical profile

Sample: ACTIVE PRISONERS EXCLUDING JAIL  
Active inmates 08/21/2002

Requestor: DECISION SUPPORT

RACE AND SEX by current age & sex

| RACE AND SEX     | M E N          |     |                |     |                |     |                |     | W O M E N      |     |                |     |                |     |                |     | Grand<br>Total % |                |       |                  |       |     |
|------------------|----------------|-----|----------------|-----|----------------|-----|----------------|-----|----------------|-----|----------------|-----|----------------|-----|----------------|-----|------------------|----------------|-------|------------------|-------|-----|
|                  | Age<br>00-21 % |     | Age<br>22-39 % |     | Age<br>40-54 % |     | Age<br>55-99 % |     | Men<br>Total % |     | Age<br>00-21 % |     | Age<br>22-39 % |     | Age<br>40-54 % |     |                  | Age<br>55-99 % |       | Women<br>Total % |       |     |
| WHITE MALE       | 961            | 28  | 8261           | 31  | 4619           | 39  | 1083           | 57  | 14924          | 34  | 0              | 0   | 0              | 0   | 0              | 0   | 0                | 0              | 0     | 0                | 14924 | 32  |
| NON WHITE MALE   | 2476           | 72  | 18428          | 69  | 7254           | 61  | 810            | 43  | 28968          | 66  | 0              | 0   | 0              | 0   | 0              | 0   | 0                | 0              | 0     | 0                | 28968 | 62  |
| WHITE FEMALE     | 0              | 0   | 0              | 0   | 0              | 0   | 0              | 0   | 0              | 0   | 71             | 43  | 859            | 43  | 403            | 45  | 45               | 53             | 1378  | 44               | 1378  | 3   |
| NON WHITE FEMALE | 0              | 0   | 0              | 0   | 0              | 0   | 0              | 0   | 0              | 0   | 95             | 57  | 1121           | 57  | 494            | 55  | 40               | 47             | 1750  | 56               | 1750  | 4   |
| Total reported   | 3437           | 100 | 26689          | 100 | 11873          | 100 | 1893           | 100 | 43892          | 100 | 166            | 100 | 1980           | 100 | 897            | 100 | 85               | 100            | 3128  | 100              | 47020 | 100 |
| Percent reported | 100.0          |     | 100.0          |     | 100.0          |     | 100.0          |     | 100.0          |     | 100.0          |     | 100.0          |     | 100.0          |     | 100.0            |                | 100.0 |                  | 100.0 |     |
| NOT REPORTED     | 0              |     | 0              |     | 0              |     | 0              |     | 0              |     | 0              |     | 0              |     | 0              |     | 0                |                | 0     |                  | 0     |     |
| Total            | 3437           |     | 26689          |     | 11873          |     | 1893           |     | 43892          |     | 166            |     | 1980           |     | 897            |     | 85               |                | 3128  |                  | 47020 |     |
| AVERAGE AGE      | 19.94          |     | 30.11          |     | 45.19          |     | 60.43          |     | 34.70          |     | 20.09          |     | 31.10          |     | 44.59          |     | 59.95            |                | 35.17 |                  | 34.73 |     |



Inmate statistical profile

Sample: ACTIVE PRISONERS EXCLUDING JAIL  
Active inmates 08/21/2002

Requestor: DECISION SUPPORT

Culture Fair IQ Scores by current age & sex

| IQ Score         | M E N |     |        |     |       |     |       |     | W O M E N |     |       |     |       |     |       |     | Grand |     |       |     |       |     |
|------------------|-------|-----|--------|-----|-------|-----|-------|-----|-----------|-----|-------|-----|-------|-----|-------|-----|-------|-----|-------|-----|-------|-----|
|                  | Age   |     | Age    |     | Age   |     | Age   |     | Men       |     | Age   |     | Age   |     | Age   |     | Age   |     | Women |     | Total | %   |
|                  | 00-21 | %   | 22-39  | %   | 40-54 | %   | 55-99 | %   | Total     | %   | 00-21 | %   | 22-39 | %   | 40-54 | %   | 55-99 | %   | Total | %   | Total | %   |
| LESS THAN 70     | 83    | 3   | 880    | 3   | 846   | 8   | 112   | 7   | 1921      | 5   | 6     | 4   | 174   | 9   | 197   | 23  | 29    | 37  | 406   | 14  | 2327  | 5   |
| 70 AND UP        | 3165  | 97  | 24639  | 97  | 10357 | 92  | 1584  | 93  | 39745     | 95  | 145   | 96  | 1686  | 91  | 653   | 77  | 49    | 63  | 2533  | 86  | 42278 | 95  |
| Total reported   | 3248  | 100 | 25519  | 100 | 11203 | 100 | 1696  | 100 | 41666     | 100 | 151   | 100 | 1860  | 100 | 850   | 100 | 78    | 100 | 2939  | 100 | 44605 | 100 |
| Percent reported | 94.5  |     | 95.6   |     | 94.4  |     | 89.6  |     | 94.9      |     | 91.0  |     | 93.9  |     | 94.8  |     | 91.8  |     | 94.0  |     | 94.9  |     |
| NOT REPORTED     | 189   |     | 1170   |     | 670   |     | 197   |     | 2226      |     | 15    |     | 120   |     | 47    |     | 7     |     | 189   |     | 2415  |     |
| Total            | 3437  |     | 26689  |     | 11873 |     | 1893  |     | 43892     |     | 166   |     | 1980  |     | 897   |     | 85    |     | 3128  |     | 47020 |     |
| AVERAGE IQ       | 99.57 |     | 100.11 |     | 96.21 |     | 94.32 |     | 98.78     |     | 99.40 |     | 95.50 |     | 86.04 |     | 78.18 |     | 92.51 |     | 98.37 |     |

Inmate statistical profile

Sample: ACTIVE PRISONERS EXCLUDING JAIL  
Active inmates 08/21/2002

Requestor: DECISION SUPPORT

Self-Rpt Socioeconomic Class by current age & sex

| Socioeconomic Class | M E N       |             |             |             |             |             |             |             | W O M E N   |               |           |  |  |  |  |  | Grand Total % |
|---------------------|-------------|-------------|-------------|-------------|-------------|-------------|-------------|-------------|-------------|---------------|-----------|--|--|--|--|--|---------------|
|                     | Age 00-21 % | Age 22-39 % | Age 40-54 % | Age 55-99 % | Men Total % | Age 00-21 % | Age 22-39 % | Age 40-54 % | Age 55-99 % | Women Total % |           |  |  |  |  |  |               |
| WELFARE             | 332 10      | 2090 8      | 808 7       | 96 5        | 3326 8      | 26 16       | 281 14      | 93 10       | 1 1         | 401 13        | 3727 8    |  |  |  |  |  |               |
| OCC EMPLOY          | 262 8       | 1962 8      | 528 5       | 49 3        | 2801 7      | 0 0         | 11 1        | 4 0         | 1 1         | 16 1          | 2817 6    |  |  |  |  |  |               |
| MINIMUM STD         | 1439 45     | 10879 42    | 4979 43     | 858 48      | 18155 43    | 44 27       | 566 29      | 322 36      | 47 59       | 979 32        | 19134 42  |  |  |  |  |  |               |
| MIDDLE              | 1117 35     | 10694 41    | 5059 44     | 784 44      | 17654 42    | 91 55       | 1035 53     | 450 51      | 28 35       | 1604 52       | 19258 42  |  |  |  |  |  |               |
| OTHER               | 49 2        | 218 1       | 86 1        | 14 1        | 367 1       | 3 2         | 51 3        | 20 2        | 3 4         | 77 3          | 444 1     |  |  |  |  |  |               |
| Total reported      | 3199 100    | 25843 100   | 11460 100   | 1801 100    | 42303 100   | 164 100     | 1944 100    | 889 100     | 80 100      | 3077 100      | 45380 100 |  |  |  |  |  |               |
| Percent reported    | 93.1        | 96.8        | 96.5        | 95.1        | 96.4        | 98.8        | 98.2        | 99.1        | 94.1        | 98.4          | 96.5      |  |  |  |  |  |               |
| NOT RPTD            | 238         | 846         | 413         | 92          | 1589        | 2           | 36          | 8           | 5           | 51            | 1640      |  |  |  |  |  |               |
| Total               | 3437        | 26689       | 11873       | 1893        | 43892       | 166         | 1980        | 897         | 85          | 3128          | 47020     |  |  |  |  |  |               |

Inmate statistical profile

Sample: ACTIVE PRISONERS EXCLUDING JAIL  
Active inmates 08/21/2002

Requestor: DECISION SUPPORT

Self-Rpt Environment To Age 16 by current age & sex

| Environment      | M E N          |                |                |                |       |     |                |                | W O M E N      |                |       |     |      |     |      |     | Grand<br>Total % |     |      |     |       |     |
|------------------|----------------|----------------|----------------|----------------|-------|-----|----------------|----------------|----------------|----------------|-------|-----|------|-----|------|-----|------------------|-----|------|-----|-------|-----|
|                  | Age<br>00-21 % | Age<br>22-39 % | Age<br>40-54 % | Age<br>55-99 % | Men   |     | Age<br>00-21 % | Age<br>22-39 % | Age<br>40-54 % | Age<br>55-99 % | Women |     |      |     |      |     |                  |     |      |     |       |     |
| RURAL/FARM       | 34             | 1              | 564            | 2              | 684   | 6   | 308            | 17             | 1590           | 4              | 0     | 0   | 51   | 3   | 43   | 5   | 13               | 16  | 107  | 3   | 1697  | 4   |
| RURAL/NFARM      | 95             | 3              | 1386           | 5              | 754   | 7   | 141            | 8              | 2376           | 6              | 32    | 20  | 272  | 14  | 103  | 12  | 8                | 10  | 415  | 13  | 2791  | 6   |
| S.M.S.A          | 1084           | 33             | 9223           | 35             | 3894  | 34  | 506            | 28             | 14707          | 34             | 21    | 13  | 269  | 14  | 153  | 17  | 13               | 16  | 456  | 15  | 15163 | 33  |
| URBAN            | 812            | 25             | 5138           | 20             | 2062  | 18  | 230            | 13             | 8242           | 19             | 70    | 43  | 758  | 39  | 333  | 37  | 22               | 28  | 1183 | 38  | 9425  | 21  |
| SMALL TOWN       | 1258           | 38             | 9676           | 37             | 4122  | 36  | 632            | 35             | 15688          | 37             | 39    | 24  | 582  | 30  | 256  | 29  | 22               | 28  | 899  | 29  | 16587 | 36  |
| OTHER            | 23             | 1              | 153            | 1              | 59    | 1   | 8              | 0              | 243            | 1              | 1     | 1   | 12   | 1   | 4    | 0   | 1                | 1   | 18   | 1   | 261   | 1   |
| Total reported   | 3306           | 100            | 26140          | 100            | 11575 | 100 | 1825           | 100            | 42846          | 100            | 163   | 100 | 1944 | 100 | 892  | 100 | 79               | 100 | 3078 | 100 | 45924 | 100 |
| Percent reported | 96.2           |                | 97.9           |                | 97.5  |     | 96.4           |                | 97.6           |                | 98.2  |     | 98.2 |     | 99.4 |     | 92.9             |     | 98.4 |     | 97.7  |     |
| NOT RPTD         | 131            |                | 549            |                | 298   |     | 68             |                | 1046           |                | 3     |     | 36   |     | 5    |     | 6                |     | 50   |     | 1096  |     |
| Total            | 3437           |                | 26689          |                | 11873 |     | 1893           |                | 43892          |                | 166   |     | 1980 |     | 897  |     | 85               |     | 3128 |     | 47020 |     |

Inmate statistical profile

Sample: ACTIVE PRISONERS EXCLUDING JAIL  
Active inmates 08/21/2002

Requestor: DECISION SUPPORT

Self-Rpt Education Level by current age & sex

| Education Level     | M E N       |             |             |             |             |             |             |             | W O M E N   |               |           |  |  |  |  |  | Grand Total % |
|---------------------|-------------|-------------|-------------|-------------|-------------|-------------|-------------|-------------|-------------|---------------|-----------|--|--|--|--|--|---------------|
|                     | Age 00-21 % | Age 22-39 % | Age 40-54 % | Age 55-99 % | Men Total % | Age 00-21 % | Age 22-39 % | Age 40-54 % | Age 55-99 % | Women Total % |           |  |  |  |  |  |               |
| LESS THAN GRADE 7   | 57 2        | 528 2       | 470 4       | 335 18      | 1390 3      | 1 1         | 20 1        | 20 2        | 12 15       | 53 2          | 1443 3    |  |  |  |  |  |               |
| GRADE 7             | 91 3        | 584 2       | 354 3       | 145 8       | 1174 3      | 7 4         | 47 2        | 23 3        | 3 4         | 80 3          | 1254 3    |  |  |  |  |  |               |
| GRADE 8             | 478 14      | 2280 9      | 996 9       | 211 12      | 3965 9      | 21 13       | 160 8       | 62 7        | 8 10        | 251 8         | 4216 9    |  |  |  |  |  |               |
| GRADE 9             | 892 27      | 4199 16     | 1481 13     | 170 9       | 6742 16     | 36 22       | 253 13      | 90 10       | 7 9         | 386 13        | 7128 16   |  |  |  |  |  |               |
| GRADE 10            | 913 28      | 5801 22     | 1921 17     | 176 10      | 8811 21     | 33 20       | 310 16      | 117 13      | 14 17       | 474 16        | 9285 20   |  |  |  |  |  |               |
| GRADE 11            | 662 20      | 5370 21     | 1569 14     | 141 8       | 7742 18     | 36 22       | 318 17      | 114 13      | 6 7         | 474 16        | 8216 18   |  |  |  |  |  |               |
| GRADE 12            | 182 6       | 4994 19     | 2895 25     | 359 20      | 8430 20     | 16 10       | 318 17      | 179 21      | 17 21       | 530 18        | 8960 20   |  |  |  |  |  |               |
| MORE THAN GRADE 12  | 34 1        | 2419 9      | 1906 16     | 292 16      | 4651 11     | 13 8        | 484 25      | 267 31      | 15 18       | 779 26        | 5430 12   |  |  |  |  |  |               |
| Total reported      | 3309 100    | 26175 100   | 11592 100   | 1829 100    | 42905 100   | 163 100     | 1910 100    | 872 100     | 82 100      | 3027 100      | 45932 100 |  |  |  |  |  |               |
| Percent reported    | 96.3        | 98.1        | 97.6        | 96.6        | 97.8        | 98.2        | 96.5        | 97.2        | 96.5        | 96.8          | 97.7      |  |  |  |  |  |               |
| NOT REPORTED        | 128         | 514         | 281         | 64          | 987         | 3           | 70          | 25          | 3           | 101           | 1088      |  |  |  |  |  |               |
| Total               | 3437        | 26689       | 11873       | 1893        | 43892       | 166         | 1980        | 897         | 85          | 3128          | 47020     |  |  |  |  |  |               |
| AVG EDUCATION LEVEL | 9.70        | 10.91       | 11.49       | 10.16       | 10.94       | 11.09       | 13.49       | 13.94       | 11.09       | 13.42         | 11.11     |  |  |  |  |  |               |

\* NOTE: THE FIELD LABELED "LESS THAN GRADE 7" WAS CORRECTED IN MARCH 1989: MISSING DATA FOR INMATES STILL IN DIAGNOSTICS NOW HAS BEEN REMOVED FROM THIS FIELD AND IDENTIFIED AS "NOT REPORTED" INFORMATION.

Inmate statistical profile

Sample: ACTIVE PRISONERS EXCLUDING JAIL  
Active inmates 08/21/2002

Requestor: DECISION SUPPORT

Functional Reading Level (WRAT Scores) by current age & sex

| WRAT Reading Score | M E N       |             |             |             |             |             |             |             | W O M E N   |               |      |      |      |      |      |      | Grand Total % |      |      |      |       |      |
|--------------------|-------------|-------------|-------------|-------------|-------------|-------------|-------------|-------------|-------------|---------------|------|------|------|------|------|------|---------------|------|------|------|-------|------|
|                    | Age 00-21 % | Age 22-39 % | Age 40-54 % | Age 55-99 % | Men Total % | Age 00-21 % | Age 22-39 % | Age 40-54 % | Age 55-99 % | Women Total % |      |      |      |      |      |      |               |      |      |      |       |      |
| LESS THAN GRADE 6  | 1284        | 39          | 9435        | 37          | 4887        | 44          | 815         | 48          | 16421       | 39            | 33   | 22   | 447  | 24   | 249  | 29   | 31            | 39   | 760  | 26   | 17181 | 38   |
| 6TH THRU 8TH GRADE | 747         | 23          | 5816        | 23          | 2413        | 22          | 309         | 18          | 9285        | 22            | 35   | 23   | 337  | 18   | 149  | 18   | 16            | 20   | 537  | 18   | 9822  | 22   |
| GRADE 9            | 290         | 9           | 2273        | 9           | 791         | 7           | 126         | 7           | 3480        | 8             | 20   | 13   | 153  | 8    | 59   | 7    | 5             | 6    | 237  | 8    | 3717  | 8    |
| GRADE 10           | 148         | 5           | 1167        | 5           | 401         | 4           | 56          | 3           | 1772        | 4             | 9    | 6    | 85   | 5    | 33   | 4    | 3             | 4    | 130  | 4    | 1902  | 4    |
| GRADE 11           | 151         | 5           | 1079        | 4           | 425         | 4           | 52          | 3           | 1707        | 4             | 1    | 1    | 85   | 5    | 28   | 3    | 3             | 4    | 117  | 4    | 1824  | 4    |
| GRADE 12           | 411         | 13          | 3812        | 15          | 1711        | 15          | 295         | 17          | 6229        | 15            | 15   | 10   | 165  | 9    | 66   | 8    | 6             | 8    | 252  | 9    | 6481  | 15   |
| MORE THAN GRADE 12 | 225         | 7           | 2015        | 8           | 556         | 5           | 59          | 3           | 2855        | 7             | 38   | 25   | 588  | 32   | 265  | 31   | 15            | 19   | 906  | 31   | 3761  | 8    |
| Total reported     | 3256        | 100         | 25597       | 100         | 11184       | 100         | 1712        | 100         | 41749       | 100           | 151  | 100  | 1860 | 100  | 849  | 100  | 79            | 100  | 2939 | 100  | 44688 | 100  |
| Percent reported   |             | 94.7        |             | 95.9        |             | 94.2        |             | 90.4        |             | 95.1          |      | 91.0 |      | 93.9 |      | 94.6 |               | 92.9 |      | 94.0 |       | 95.0 |
| NOT REPORTED       | 181         |             | 1092        |             | 689         |             | 181         |             | 2143        |               | 15   |      | 120  |      | 48   |      | 6             |      | 189  |      | 2332  |      |
| Total              | 3437        |             | 26689       |             | 11873       |             | 1893        |             | 43892       |               | 166  |      | 1980 |      | 897  |      | 85            |      | 3128 |      | 47020 |      |
| AVG READING SCORE  | 7.62        |             | 7.81        |             | 7.17        |             | 6.86        |             | 7.59        |               | 9.11 |      | 9.29 |      | 8.87 |      | 7.61          |      | 9.12 |      | 7.69  |      |

Inmate statistical profile

Sample: ACTIVE PRISONERS EXCLUDING JAIL  
Active inmates 08/21/2002

Requestor: DECISION SUPPORT

Functional Math Level (WRAT Scores) by current age & sex

| WRAT Math Score    | M E N     |     |           |     |           |     |           |     | W O M E N |     |           |     |           |     |           |     | Grand Total % |           |      |             |       |     |
|--------------------|-----------|-----|-----------|-----|-----------|-----|-----------|-----|-----------|-----|-----------|-----|-----------|-----|-----------|-----|---------------|-----------|------|-------------|-------|-----|
|                    | Age 00-21 |     | Age 22-39 |     | Age 40-54 |     | Age 55-99 |     | Men Total |     | Age 00-21 |     | Age 22-39 |     | Age 40-54 |     |               | Age 55-99 |      | Women Total |       |     |
| LESS THAN GRADE 6  | 1099      | 34  | 7634      | 30  | 4464      | 40  | 834       | 49  | 14031     | 34  | 33        | 22  | 409       | 22  | 301       | 35  | 42            | 53        | 785  | 27          | 14816 | 33  |
| 6TH THRU 8TH GRADE | 1628      | 50  | 12594     | 49  | 4543      | 41  | 494       | 29  | 19259     | 46  | 76        | 50  | 907       | 49  | 351       | 41  | 20            | 25        | 1354 | 46          | 20613 | 46  |
| GRADE 9            | 252       | 8   | 2409      | 9   | 831       | 7   | 118       | 7   | 3610      | 9   | 23        | 15  | 218       | 12  | 65        | 8   | 5             | 6         | 311  | 11          | 3921  | 9   |
| GRADE 10           | 145       | 4   | 1426      | 6   | 596       | 5   | 101       | 6   | 2268      | 5   | 11        | 7   | 166       | 9   | 63        | 7   | 5             | 6         | 245  | 8           | 2513  | 6   |
| GRADE 11           | 70        | 2   | 865       | 3   | 380       | 3   | 73        | 4   | 1388      | 3   | 5         | 3   | 100       | 5   | 30        | 4   | 4             | 5         | 139  | 5           | 1527  | 3   |
| GRADE 12           | 44        | 1   | 476       | 2   | 303       | 3   | 73        | 4   | 896       | 2   | 2         | 1   | 22        | 1   | 16        | 2   | 0             | 0         | 40   | 1           | 936   | 2   |
| MORE THAN GRADE 12 | 18        | 1   | 197       | 1   | 77        | 1   | 19        | 1   | 311       | 1   | 1         | 1   | 38        | 2   | 24        | 3   | 3             | 4         | 66   | 2           | 377   | 1   |
| Total reported     | 3256      | 100 | 25601     | 100 | 11194     | 100 | 1712      | 100 | 41763     | 100 | 151       | 100 | 1860      | 100 | 850       | 100 | 79            | 100       | 2940 | 100         | 44703 | 100 |
| Percent reported   | 94.7      |     | 95.9      |     | 94.3      |     | 90.4      |     | 95.1      |     | 91.0      |     | 93.9      |     | 94.8      |     | 92.9          |           | 94.0 |             | 95.1  |     |
| NOT REPORTED       | 181       |     | 1088      |     | 679       |     | 181       |     | 2129      |     | 15        |     | 120       |     | 47        |     | 6             |           | 188  |             | 2317  |     |
| Total              | 3437      |     | 26689     |     | 11873     |     | 1893      |     | 43892     |     | 166       |     | 1980      |     | 897       |     | 85            |           | 3128 |             | 47020 |     |
| AVG MATH SCORE     | 6.82      |     | 7.10      |     | 6.70      |     | 6.35      |     | 6.94      |     | 7.49      |     | 7.62      |     | 7.03      |     | 5.99          |           | 7.40 |             | 6.97  |     |

Inmate statistical profile

Sample: ACTIVE PRISONERS EXCLUDING JAIL  
Active inmates 08/21/2002

Requestor: DECISION SUPPORT

Functional Spelling Level (WRAT Scores) by current age & sex

| WRAT Spelling Score | M E N     |     |           |     |           |     |           |     | W O M E N |     |           |     |           |     |           |     | Grand Total % |           |      |             |       |     |
|---------------------|-----------|-----|-----------|-----|-----------|-----|-----------|-----|-----------|-----|-----------|-----|-----------|-----|-----------|-----|---------------|-----------|------|-------------|-------|-----|
|                     | Age 00-21 |     | Age 22-39 |     | Age 40-54 |     | Age 55-99 |     | Men Total |     | Age 00-21 |     | Age 22-39 |     | Age 40-54 |     |               | Age 55-99 |      | Women Total |       |     |
| LESS THAN GRADE 6   | 1377      | 42  | 10718     | 42  | 6099      | 55  | 1028      | 60  | 19222     | 46  | 28        | 19  | 410       | 22  | 251       | 30  | 35            | 44        | 724  | 25          | 19946 | 45  |
| 6TH THRU 8TH GRADE  | 1053      | 32  | 7604      | 30  | 2646      | 24  | 355       | 21  | 11658     | 28  | 57        | 38  | 567       | 30  | 255       | 30  | 24            | 30        | 903  | 31          | 12561 | 28  |
| GRADE 9             | 258       | 8   | 1982      | 8   | 578       | 5   | 68        | 4   | 2886      | 7   | 16        | 11  | 191       | 10  | 75        | 9   | 4             | 5         | 286  | 10          | 3172  | 7   |
| GRADE 10            | 222       | 7   | 1851      | 7   | 511       | 5   | 60        | 4   | 2644      | 6   | 22        | 15  | 188       | 10  | 61        | 7   | 1             | 1         | 272  | 9           | 2916  | 7   |
| GRADE 11            | 109       | 3   | 944       | 4   | 306       | 3   | 40        | 2   | 1399      | 3   | 7         | 5   | 119       | 6   | 31        | 4   | 3             | 4         | 160  | 5           | 1559  | 3   |
| GRADE 12            | 152       | 5   | 1718      | 7   | 808       | 7   | 137       | 8   | 2815      | 7   | 9         | 6   | 97        | 5   | 35        | 4   | 2             | 3         | 143  | 5           | 2958  | 7   |
| MORE THAN GRADE 12  | 85        | 3   | 779       | 3   | 239       | 2   | 23        | 1   | 1126      | 3   | 12        | 8   | 288       | 15  | 142       | 17  | 10            | 13        | 452  | 15          | 1578  | 4   |
| Total reported      | 3256      | 100 | 25596     | 100 | 11187     | 100 | 1711      | 100 | 41750     | 100 | 151       | 100 | 1860      | 100 | 850       | 100 | 79            | 100       | 2940 | 100         | 44690 | 100 |
| Percent reported    | 94.7      |     | 95.9      |     | 94.2      |     | 90.4      |     | 95.1      |     | 91.0      |     | 93.9      |     | 94.8      |     | 92.9          |           | 94.0 |             | 95.0  |     |
| NOT REPORTED        | 181       |     | 1093      |     | 686       |     | 182       |     | 2142      |     | 15        |     | 120       |     | 47        |     | 6             |           | 188  |             | 2330  |     |
| Total               | 3437      |     | 26689     |     | 11873     |     | 1893      |     | 43892     |     | 166       |     | 1980      |     | 897       |     | 85            |           | 3128 |             | 47020 |     |
| AVG SPELLING SCORE  | 6.84      |     | 6.94      |     | 6.07      |     | 5.61      |     | 6.65      |     | 8.44      |     | 8.60      |     | 8.12      |     | 6.50          |           | 8.40 |             | 6.76  |     |

Inmate statistical profile

Sample: ACTIVE PRISONERS EXCLUDING JAIL  
Active inmates 08/21/2002

Requestor: DECISION SUPPORT

Self-Rpt Guardian Status To Age 16 by current age & sex

| Guardian Status  | M E N       |             |             |             |             |             |             |             | W O M E N   |               |      |     |      |     |      |     | Grand Total % |     |      |     |       |     |
|------------------|-------------|-------------|-------------|-------------|-------------|-------------|-------------|-------------|-------------|---------------|------|-----|------|-----|------|-----|---------------|-----|------|-----|-------|-----|
|                  | Age 00-21 % | Age 22-39 % | Age 40-54 % | Age 55-99 % | Men Total % | Age 00-21 % | Age 22-39 % | Age 40-54 % | Age 55-99 % | Women Total % |      |     |      |     |      |     |               |     |      |     |       |     |
| ORPHANAGE        | 2           | 0           | 28          | 0           | 25          | 0           | 10          | 1           | 65          | 0             | 0    | 0   | 1    | 0   | 1    | 0   | 0             | 0   | 2    | 0   | 67    | 0   |
| FATHER ONLY      | 131         | 4           | 713         | 3           | 309         | 3           | 34          | 2           | 1187        | 3             | 4    | 2   | 50   | 3   | 24   | 3   | 4             | 5   | 82   | 3   | 1269  | 3   |
| FTR MTR HD       | 228         | 7           | 1564        | 6           | 770         | 7           | 96          | 5           | 2658        | 6             | 14   | 9   | 106  | 5   | 59   | 7   | 1             | 1   | 180  | 6   | 2838  | 6   |
| MOTHER ONLY      | 1715        | 52          | 11835       | 45          | 3778        | 33          | 409         | 22          | 17737       | 41            | 73   | 45  | 745  | 38  | 272  | 31  | 25            | 30  | 1115 | 36  | 18852 | 41  |
| MTR FTR HD       | 694         | 21          | 7912        | 30          | 5088        | 44          | 1024        | 56          | 14718       | 34            | 39   | 24  | 718  | 37  | 432  | 49  | 40            | 49  | 1229 | 40  | 15947 | 35  |
| OTH FEMALE       | 73          | 2           | 543         | 2           | 265         | 2           | 56          | 3           | 937         | 2             | 4    | 2   | 45   | 2   | 23   | 3   | 3             | 4   | 75   | 2   | 1012  | 2   |
| OTH MALE         | 23          | 1           | 100         | 0           | 46          | 0           | 10          | 1           | 179         | 0             | 0    | 0   | 3    | 0   | 4    | 0   | 0             | 0   | 7    | 0   | 186   | 0   |
| STEP-PARNTS      | 32          | 1           | 420         | 2           | 161         | 1           | 24          | 1           | 637         | 1             | 0    | 0   | 6    | 0   | 1    | 0   | 0             | 0   | 7    | 0   | 644   | 1   |
| FOSTER HOME      | 40          | 1           | 275         | 1           | 117         | 1           | 24          | 1           | 456         | 1             | 6    | 4   | 37   | 2   | 12   | 1   | 1             | 1   | 56   | 2   | 512   | 1   |
| GRAND PRNTS      | 304         | 9           | 2247        | 9           | 779         | 7           | 117         | 6           | 3447        | 8             | 22   | 13  | 224  | 11  | 57   | 6   | 6             | 7   | 309  | 10  | 3756  | 8   |
| OTHER            | 77          | 2           | 571         | 2           | 270         | 2           | 27          | 1           | 945         | 2             | 2    | 1   | 14   | 1   | 4    | 0   | 2             | 2   | 22   | 1   | 967   | 2   |
| Total reported   | 3319        | 100         | 26208       | 100         | 11608       | 100         | 1831        | 100         | 42966       | 100           | 164  | 100 | 1949 | 100 | 889  | 100 | 82            | 100 | 3084 | 100 | 46050 | 100 |
| Percent reported | 96.6        |             | 98.2        |             | 97.8        |             | 96.7        |             | 97.9        |               | 98.8 |     | 98.4 |     | 99.1 |     | 96.5          |     | 98.6 |     | 97.9  |     |
| NOT RPTD         | 118         |             | 481         |             | 265         |             | 62          |             | 926         |               | 2    |     | 31   |     | 8    |     | 3             |     | 44   |     | 970   |     |
| Total            | 3437        |             | 26689       |             | 11873       |             | 1893        |             | 43892       |               | 166  |     | 1980 |     | 897  |     | 85            |     | 3128 |     | 47020 |     |



Inmate statistical profile

Sample: ACTIVE PRISONERS EXCLUDING JAIL  
Active inmates 08/21/2002

Requestor: DECISION SUPPORT

Self-Rpt Employment Status Before Prison by current age & sex

| Employment       | M E N          |     |                |     |                |     |                |     | W O M E N      |     |                |     |                |     |                |     | Grand<br>Total % |                |      |                  |       |     |
|------------------|----------------|-----|----------------|-----|----------------|-----|----------------|-----|----------------|-----|----------------|-----|----------------|-----|----------------|-----|------------------|----------------|------|------------------|-------|-----|
|                  | Age<br>00-21 % |     | Age<br>22-39 % |     | Age<br>40-54 % |     | Age<br>55-99 % |     | Men<br>Total % |     | Age<br>00-21 % |     | Age<br>22-39 % |     | Age<br>40-54 % |     |                  | Age<br>55-99 % |      | Women<br>Total % |       |     |
| FULL TIME        | 876            | 28  | 13175          | 53  | 6203           | 56  | 759            | 45  | 21013          | 52  | 50             | 35  | 760            | 45  | 303            | 40  | 19               | 26             | 1132 | 43               | 22145 | 51  |
| PART TIME        | 464            | 15  | 2461           | 10  | 724            | 7   | 101            | 6   | 3750           | 9   | 12             | 8   | 93             | 6   | 41             | 5   | 1                | 1              | 147  | 6                | 3897  | 9   |
| UNEMPL < 6M      | 350            | 11  | 3005           | 12  | 1199           | 11  | 165            | 10  | 4719           | 12  | 17             | 12  | 200            | 12  | 97             | 13  | 11               | 15             | 325  | 12               | 5044  | 12  |
| UNEMPL > 6M      | 359            | 12  | 3691           | 15  | 1960           | 18  | 349            | 21  | 6359           | 16  | 15             | 11  | 306            | 18  | 167            | 22  | 19               | 26             | 507  | 19               | 6866  | 16  |
| NEVER WORKD      | 920            | 30  | 1711           | 7   | 157            | 1   | 10             | 1   | 2798           | 7   | 33             | 23  | 186            | 11  | 39             | 5   | 5                | 7              | 263  | 10               | 3061  | 7   |
| STUDENT          | 129            | 4   | 203            | 1   | 13             | 0   | 2              | 0   | 347            | 1   | 11             | 8   | 10             | 1   | 2              | 0   | 0                | 0              | 23   | 1                | 370   | 1   |
| INCAPABLE        | 11             | 0   | 473            | 2   | 750            | 7   | 287            | 17  | 1521           | 4   | 4              | 3   | 120            | 7   | 117            | 15  | 19               | 26             | 260  | 10               | 1781  | 4   |
| OTHER            | 0              | 0   | 0              | 0   | 0              | 0   | 0              | 0   | 0              | 0   | 0              | 0   | 0              | 0   | 0              | 0   | 0                | 0              | 0    | 0                | 0     | 0   |
| Total reported   | 3109           | 100 | 24719          | 100 | 11006          | 100 | 1673           | 100 | 40507          | 100 | 142            | 100 | 1675           | 100 | 766            | 100 | 74               | 100            | 2657 | 100              | 43164 | 100 |
| Percent reported | 90.5           |     | 92.6           |     | 92.7           |     | 88.4           |     | 92.3           |     | 85.5           |     | 84.6           |     | 85.4           |     | 87.1             |                | 84.9 |                  | 91.8  |     |
| NOT RPTD         | 328            |     | 1970           |     | 867            |     | 220            |     | 3385           |     | 24             |     | 305            |     | 131            |     | 11               |                | 471  |                  | 3856  |     |
| Total            | 3437           |     | 26689          |     | 11873          |     | 1893           |     | 43892          |     | 166            |     | 1980           |     | 897            |     | 85               |                | 3128 |                  | 47020 |     |

\* NOTE: THE FIELD LABELD "OTHER" WAS CORRECTED IN APRIL 1989; INMATES CODED "PRE-OTIS NOT REPORTED" NOW HAVE BEEN REMOVED FROM THIS FIELD AND IDENTIFIED AS "NOT REPORTED".

Inmate statistical profile

Sample: ACTIVE PRISONERS EXCLUDING JAIL  
Active inmates 08/21/2002

Requestor: DECISION SUPPORT

Self-Rpt Marital Status At Admission by current age & sex

| Marital Status   | M E N       |     |             |     |             |     |             |     | W O M E N   |     |             |     |             |     |             |     | Grand Total % |             |      |               |       |     |
|------------------|-------------|-----|-------------|-----|-------------|-----|-------------|-----|-------------|-----|-------------|-----|-------------|-----|-------------|-----|---------------|-------------|------|---------------|-------|-----|
|                  | Age 00-21 % |     | Age 22-39 % |     | Age 40-54 % |     | Age 55-99 % |     | Men Total % |     | Age 00-21 % |     | Age 22-39 % |     | Age 40-54 % |     |               | Age 55-99 % |      | Women Total % |       |     |
| SINGLE           | 3148        | 95  | 17776       | 68  | 4398        | 38  | 299         | 16  | 25621       | 60  | 149         | 91  | 1150        | 59  | 332         | 37  | 11            | 13          | 1642 | 53            | 27263 | 59  |
| MARRIED          | 42          | 1   | 2778        | 11  | 2087        | 18  | 515         | 28  | 5422        | 13  | 5           | 3   | 255         | 13  | 155         | 17  | 9             | 11          | 424  | 14            | 5846  | 13  |
| SEPARATED        | 5           | 0   | 1071        | 4   | 1049        | 9   | 192         | 10  | 2317        | 5   | 4           | 2   | 221         | 11  | 118         | 13  | 6             | 7           | 349  | 11            | 2666  | 6   |
| DIVORCED         | 7           | 0   | 1764        | 7   | 2574        | 22  | 537         | 29  | 4882        | 11  | 3           | 2   | 208         | 11  | 175         | 20  | 20            | 24          | 406  | 13            | 5288  | 11  |
| WIDOWED          | 4           | 0   | 110         | 0   | 214         | 2   | 137         | 7   | 465         | 1   | 0           | 0   | 36          | 2   | 60          | 7   | 34            | 41          | 130  | 4             | 595   | 1   |
| COMMON LAW       | 116         | 3   | 2739        | 10  | 1300        | 11  | 158         | 9   | 4313        | 10  | 3           | 2   | 77          | 4   | 52          | 6   | 2             | 2           | 134  | 4             | 4447  | 10  |
| OTHER            | 0           | 0   | 13          | 0   | 4           | 0   | 3           | 0   | 20          | 0   | 0           | 0   | 1           | 0   | 0           | 0   | 0             | 0           | 1    | 0             | 21    | 0   |
| Total reported   | 3322        | 100 | 26251       | 100 | 11626       | 100 | 1841        | 100 | 43040       | 100 | 164         | 100 | 1948        | 100 | 892         | 100 | 82            | 100         | 3086 | 100           | 46126 | 100 |
| Percent reported | 96.7        |     | 98.4        |     | 97.9        |     | 97.3        |     | 98.1        |     | 98.8        |     | 98.4        |     | 99.4        |     | 96.5          |             | 98.7 |               | 98.1  |     |
| NOT RPTD         | 115         |     | 438         |     | 247         |     | 52          |     | 852         |     | 2           |     | 32          |     | 5           |     | 3             |             | 42   |               | 894   |     |
| Total            | 3437        |     | 26689       |     | 11873       |     | 1893        |     | 43892       |     | 166         |     | 1980        |     | 897         |     | 85            |             | 3128 |               | 47020 |     |

Inmate statistical profile

Sample: ACTIVE PRISONERS EXCLUDING JAIL  
Active inmates 08/21/2002

Requestor: DECISION SUPPORT

Self-Rpt Number Of Children At Admission by current age & sex

| Number Of Children   | M E N       |             |             |             |             |             |             |             | W O M E N   |               |      |     |      |     |      |     | Grand Total % |     |      |     |       |     |
|----------------------|-------------|-------------|-------------|-------------|-------------|-------------|-------------|-------------|-------------|---------------|------|-----|------|-----|------|-----|---------------|-----|------|-----|-------|-----|
|                      | Age 00-21 % | Age 22-39 % | Age 40-54 % | Age 55-99 % | Men Total % | Age 00-21 % | Age 22-39 % | Age 40-54 % | Age 55-99 % | Women Total % |      |     |      |     |      |     |               |     |      |     |       |     |
| NO CHILDREN          | 0           | 0           | 627         | 4           | 470         | 5           | 74          | 5           | 1171        | 4             | 0    | 0   | 6    | 0   | 6    | 1   | 1             | 1   | 13   | 1   | 1184  | 4   |
| ONE CHILD            | 587         | 75          | 6569        | 42          | 2612        | 30          | 303         | 20          | 10071       | 38            | 40   | 58  | 371  | 23  | 165  | 21  | 12            | 16  | 588  | 23  | 10659 | 37  |
| TWO CHILDREN         | 150         | 19          | 4272        | 27          | 2322        | 27          | 371         | 24          | 7115        | 27            | 21   | 30  | 499  | 31  | 237  | 30  | 18            | 24  | 775  | 31  | 7890  | 27  |
| THREE CHILDREN       | 36          | 5           | 2356        | 15          | 1554        | 18          | 312         | 20          | 4258        | 16            | 8    | 12  | 391  | 25  | 208  | 27  | 23            | 31  | 630  | 25  | 4888  | 17  |
| FOUR CHILDREN        | 7           | 1           | 1079        | 7           | 788         | 9           | 187         | 12          | 2061        | 8             | 0    | 0   | 175  | 11  | 99   | 13  | 11            | 15  | 285  | 11  | 2346  | 8   |
| FIVE CHILDREN        | 0           | 0           | 460         | 3           | 448         | 5           | 122         | 8           | 1030        | 4             | 0    | 0   | 81   | 5   | 29   | 4   | 1             | 1   | 111  | 4   | 1141  | 4   |
| MORE THAN 5 CHILDREN | 0           | 0           | 329         | 2           | 382         | 4           | 181         | 12          | 892         | 3             | 0    | 0   | 65   | 4   | 40   | 5   | 8             | 11  | 113  | 4   | 1005  | 3   |
| Total reported       | 780         | 100         | 15692       | 100         | 8576        | 100         | 1550        | 100         | 26598       | 100           | 69   | 100 | 1588 | 100 | 784  | 100 | 74            | 100 | 2515 | 100 | 29113 | 100 |
| Percent reported     | 22.7        |             | 58.8        |             | 72.2        |             | 81.9        |             | 60.6        |               | 41.6 |     | 80.2 |     | 87.4 |     | 87.1          |     | 80.4 |     | 61.9  |     |
| NOT REPORTED         | 2657        |             | 10997       |             | 3297        |             | 343         |             | 17294       |               | 97   |     | 392  |     | 113  |     | 11            |     | 613  |     | 17907 |     |
| Total                | 3437        |             | 26689       |             | 11873       |             | 1893        |             | 43892       |               | 166  |     | 1980 |     | 897  |     | 85            |     | 3128 |     | 47020 |     |
| AVG NUM CHILDREN     | 1.31        |             | 2.00        |             | 2.35        |             | 3.03        |             | 2.15        |               | 1.54 |     | 2.57 |     | 2.66 |     | 3.04          |     | 2.58 |     | 2.19  |     |

\* NOTE: THE FIELD LABELED "NO CHILDREN" WAS CORRECTED IN MARCH 1989: MISSING DATA FOR INMATES STILL IN DIAGNOSTICS NOW HAS BEEN REMOVED FROM THIS FIELD AND IDENTIFIED AS "NOT REPORTED" INFORMATION.

Inmate statistical profile

Sample: ACTIVE PRISONERS EXCLUDING JAIL  
Active inmates 08/21/2002

Requestor: DECISION SUPPORT

Self-Rpt Religious Affiliation by current age & sex

| Religion         | M E N     |     |           |     |           |     |           |     | W O M E N |     |           |     |           |     |           |     | Grand Total | %   |           |     |             |     |
|------------------|-----------|-----|-----------|-----|-----------|-----|-----------|-----|-----------|-----|-----------|-----|-----------|-----|-----------|-----|-------------|-----|-----------|-----|-------------|-----|
|                  | Age 00-21 | %   | Age 22-39 | %   | Age 40-54 | %   | Age 55-99 | %   | Men Total | %   | Age 00-21 | %   | Age 22-39 | %   | Age 40-54 | %   |             |     | Age 55-99 | %   | Women Total | %   |
| ISLAM            | 67        | 2   | 939       | 4   | 357       | 3   | 32        | 2   | 1395      | 3   | 4         | 2   | 17        | 1   | 5         | 1   | 0           | 0   | 26        | 1   | 1421        | 3   |
| CATHOLIC         | 156       | 5   | 1062      | 4   | 399       | 4   | 81        | 5   | 1698      | 4   | 6         | 4   | 90        | 5   | 40        | 5   | 3           | 4   | 139       | 5   | 1837        | 4   |
| BAPTIST          | 1271      | 39  | 12089     | 47  | 6520      | 57  | 1021      | 57  | 20901     | 50  | 95        | 58  | 1177      | 61  | 565       | 64  | 53          | 67  | 1890      | 62  | 22791       | 50  |
| METHODIST        | 45        | 1   | 476       | 2   | 400       | 4   | 119       | 7   | 1040      | 2   | 5         | 3   | 60        | 3   | 52        | 6   | 4           | 5   | 121       | 4   | 1161        | 3   |
| EPISCOPLN        | 4         | 0   | 36        | 0   | 26        | 0   | 9         | 1   | 75        | 0   | 1         | 1   | 4         | 0   | 6         | 1   | 1           | 1   | 12        | 0   | 87          | 0   |
| PRESBYTRN        | 4         | 0   | 49        | 0   | 38        | 0   | 14        | 1   | 105       | 0   | 0         | 0   | 0         | 0   | 1         | 0   | 2           | 3   | 3         | 0   | 108         | 0   |
| CHC OF GOD       | 35        | 1   | 282       | 1   | 158       | 1   | 36        | 2   | 511       | 1   | 1         | 1   | 33        | 2   | 17        | 2   | 5           | 6   | 56        | 2   | 567         | 1   |
| HOLINESS         | 54        | 2   | 864       | 3   | 571       | 5   | 96        | 5   | 1585      | 4   | 9         | 5   | 182       | 9   | 82        | 9   | 5           | 6   | 278       | 9   | 1863        | 4   |
| JEWISH           | 2         | 0   | 20        | 0   | 12        | 0   | 3         | 0   | 37        | 0   | 0         | 0   | 1         | 0   | 1         | 0   | 0           | 0   | 2         | 0   | 39          | 0   |
| ANGLICAN         | 0         | 0   | 3         | 0   | 2         | 0   | 0         | 0   | 5         | 0   | 0         | 0   | 1         | 0   | 0         | 0   | 0           | 0   | 1         | 0   | 6           | 0   |
| GRK ORTHDX       | 0         | 0   | 1         | 0   | 2         | 0   | 1         | 0   | 4         | 0   | 0         | 0   | 0         | 0   | 0         | 0   | 0           | 0   | 0         | 0   | 4           | 0   |
| HINDU            | 0         | 0   | 4         | 0   | 0         | 0   | 0         | 0   | 4         | 0   | 0         | 0   | 0         | 0   | 0         | 0   | 0           | 0   | 0         | 0   | 4           | 0   |
| BUDDHIST         | 7         | 0   | 26        | 0   | 3         | 0   | 0         | 0   | 36        | 0   | 0         | 0   | 0         | 0   | 0         | 0   | 0           | 0   | 0         | 0   | 36          | 0   |
| TAOIST           | 0         | 0   | 2         | 0   | 1         | 0   | 0         | 0   | 3         | 0   | 0         | 0   | 0         | 0   | 0         | 0   | 0           | 0   | 0         | 0   | 3           | 0   |
| SHINTOIST        | 1         | 0   | 4         | 0   | 6         | 0   | 0         | 0   | 11        | 0   | 0         | 0   | 0         | 0   | 0         | 0   | 0           | 0   | 0         | 0   | 11          | 0   |
| SEVEN D AD       | 13        | 0   | 52        | 0   | 40        | 0   | 9         | 1   | 114       | 0   | 1         | 1   | 8         | 0   | 4         | 0   | 0           | 0   | 13        | 0   | 127         | 0   |
| JEHOVAH WT       | 27        | 1   | 224       | 1   | 100       | 1   | 10        | 1   | 361       | 1   | 1         | 1   | 11        | 1   | 7         | 1   | 0           | 0   | 19        | 1   | 380         | 1   |
| LATR DAY S       | 5         | 0   | 19        | 0   | 13        | 0   | 5         | 0   | 42        | 0   | 0         | 0   | 3         | 0   | 1         | 0   | 0           | 0   | 4         | 0   | 46          | 0   |
| QUAKER           | 0         | 0   | 0         | 0   | 0         | 0   | 0         | 0   | 0         | 0   | 0         | 0   | 0         | 0   | 0         | 0   | 0           | 0   | 0         | 0   | 0           | 0   |
| OTHER PROD       | 438       | 13  | 2608      | 10  | 680       | 6   | 106       | 6   | 3832      | 9   | 29        | 18  | 241       | 12  | 77        | 9   | 3           | 4   | 350       | 11  | 4182        | 9   |
| NONE             | 714       | 22  | 4553      | 18  | 1268      | 11  | 136       | 8   | 6671      | 16  | 4         | 2   | 54        | 3   | 6         | 1   | 0           | 0   | 64        | 2   | 6735        | 15  |
| OTHER            | 416       | 13  | 2410      | 9   | 763       | 7   | 115       | 6   | 3704      | 9   | 8         | 5   | 56        | 3   | 24        | 3   | 3           | 4   | 91        | 3   | 3795        | 8   |
| Total reported   | 3259      | 100 | 25723     | 100 | 11359     | 100 | 1793      | 100 | 42134     | 100 | 164       | 100 | 1938      | 100 | 888       | 100 | 79          | 100 | 3069      | 100 | 45203       | 100 |
| Percent reported | 94.8      |     | 96.4      |     | 95.7      |     | 94.7      |     | 96.0      |     | 98.8      |     | 97.9      |     | 99.0      |     | 92.9        |     | 98.1      |     | 96.1        |     |
| NOT RPTD         | 178       |     | 966       |     | 514       |     | 100       |     | 1758      |     | 2         |     | 42        |     | 9         |     | 6           |     | 59        |     | 1817        |     |
| Total            | 3437      |     | 26689     |     | 11873     |     | 1893      |     | 43892     |     | 166       |     | 1980      |     | 897       |     | 85          |     | 3128      |     | 47020       |     |

Inmate statistical profile

Sample: ACTIVE PRISONERS EXCLUDING JAIL  
Active inmates 08/21/2002

Requestor: DECISION SUPPORT

Self-Rpt Family Behavior Patterns \* by current age & sex

| Family Behavior  | M E N       |             |             |             |             |             |             |             | W O M E N   |               |           |  |  |  |  |  | Grand Total % |
|------------------|-------------|-------------|-------------|-------------|-------------|-------------|-------------|-------------|-------------|---------------|-----------|--|--|--|--|--|---------------|
|                  | Age 00-21 % | Age 22-39 % | Age 40-54 % | Age 55-99 % | Men Total % | Age 00-21 % | Age 22-39 % | Age 40-54 % | Age 55-99 % | Women Total % |           |  |  |  |  |  |               |
| CRIMINLTY        | 1045 22     | 7709 23     | 3372 25     | 404 24      | 12530 23    | 67 19       | 694 18      | 327 20      | 20 15       | 1108 18       | 13638 23  |  |  |  |  |  |               |
| ALCOHOLISM       | 450 9       | 4189 12     | 2290 17     | 309 18      | 7238 13     | 39 11       | 510 13      | 238 15      | 23 17       | 810 13        | 8048 13   |  |  |  |  |  |               |
| DRUG ABUSE       | 391 8       | 2524 7      | 886 7       | 75 4        | 3876 7      | 41 11       | 375 10      | 158 10      | 8 6         | 582 10        | 4458 7    |  |  |  |  |  |               |
| DOMINERIN        | 10 0        | 80 0        | 48 0        | 6 0         | 144 0       | 21 6        | 355 9       | 187 12      | 18 14       | 581 10        | 725 1     |  |  |  |  |  |               |
| MIGRANT          | 20 0        | 213 1       | 131 1       | 12 1        | 376 1       | 2 1         | 11 0        | 4 0         | 0 0         | 17 0          | 393 1     |  |  |  |  |  |               |
| INFL BTGS        | 82 2        | 893 3       | 565 4       | 115 7       | 1655 3      | 23 6        | 295 8       | 138 9       | 12 9        | 468 8         | 2123 4    |  |  |  |  |  |               |
| PERMISSIVE       | 9 0         | 51 0        | 35 0        | 9 1         | 104 0       | 25 7        | 199 5       | 69 4        | 4 3         | 297 5         | 401 1     |  |  |  |  |  |               |
| FATH ABSNT       | 2149 45     | 14410 42    | 4641 34     | 544 32      | 21744 40    | 87 24       | 879 23      | 289 18      | 27 20       | 1282 21       | 23026 38  |  |  |  |  |  |               |
| MOTH ABSNT       | 566 12      | 3595 11     | 1329 10     | 192 11      | 5682 11     | 28 8        | 250 6       | 76 5        | 14 11       | 368 6         | 6050 10   |  |  |  |  |  |               |
| NONE             | 32 1        | 391 1       | 178 1       | 26 2        | 627 1       | 27 8        | 332 9       | 127 8       | 7 5         | 493 8         | 1120 2    |  |  |  |  |  |               |
| Total reported   | 4754 100    | 34055 100   | 13475 100   | 1692 100    | 53976 100   | 360 100     | 3900 100    | 1613 100    | 133 100     | 6006 100      | 59982 100 |  |  |  |  |  |               |
| Percent reported | 78.0        | 73.5        | 66.4        | 55.2        | 71.1        | 83.1        | 80.3        | 77.3        | 64.7        | 79.1          | 71.7      |  |  |  |  |  |               |
| OTHER            | 757         | 7084        | 3984        | 848         | 12673       | 28          | 391         | 204         | 30          | 653           | 13326     |  |  |  |  |  |               |
| Total            | 3437        | 26689       | 11873       | 1893        | 43892       | 166         | 1980        | 897         | 85          | 3128          | 47020     |  |  |  |  |  |               |

\* NOTE: SINCE THERE CAN BE UP TO FIVE BEHAVIOR CODES PER INMATE, THE NUMBER OF CASES REPORTED IN THE DETAIL LINES AND THE TOTAL REPORTED LINE MAY EXCEED THE TOTAL NUMBER OF CASES. IN SHORT, THIS TABLE COUNTS THE NUMBER OF BEHAVIOR PROBLEMS, NOT INMATES.

Inmate statistical profile

Sample: ACTIVE PRISONERS EXCLUDING JAIL  
Active inmates 08/21/2002

Requestor: DECISION SUPPORT

Inmate Diagnostic Behavior Problem \* by current age & sex

| Diagnostic Problem | M E N |      |       |      |       |      |      |      |       | W O M E N |     |      |      |       |      |      |       |       | Grand Total | %    |       |      |
|--------------------|-------|------|-------|------|-------|------|------|------|-------|-----------|-----|------|------|-------|------|------|-------|-------|-------------|------|-------|------|
|                    | Age   | %    | Age   | %    | Age   | %    | Age  | %    | Men   | %         | Age | %    | Age  | %     | Age  | %    | Women | %     |             |      |       |      |
| ALCOHOLIC          | 102   | 2    | 1228  | 2    | 1021  | 4    | 193  | 6    | 2544  | 3         | 6   | 2    | 150  | 5     | 121  | 7    | 8     | 7     | 285         | 5    | 2829  | 3    |
| ALCOH ABSE         | 666   | 11   | 6365  | 13   | 3470  | 15   | 471  | 16   | 10972 | 13        | 9   | 3    | 214  | 7     | 128  | 8    | 13    | 11    | 364         | 7    | 11336 | 13   |
| DRUG EXP           | 1139  | 18   | 8705  | 17   | 3332  | 15   | 275  | 9    | 13451 | 16        | 28  | 10   | 246  | 8     | 135  | 8    | 4     | 3     | 413         | 8    | 13864 | 16   |
| DRUG ABSE          | 1192  | 19   | 9337  | 19   | 4372  | 19   | 260  | 9    | 15161 | 18        | 55  | 20   | 930  | 28    | 422  | 26   | 13    | 11    | 1420        | 27   | 16581 | 19   |
| NARC ADDCT         | 42    | 1    | 653   | 1    | 460   | 2    | 27   | 1    | 1182  | 1         | 0   | 0    | 46   | 1     | 52   | 3    | 2     | 2     | 100         | 2    | 1282  | 1    |
| EPILEPTIC          | 22    | 0    | 287   | 1    | 213   | 1    | 39   | 1    | 561   | 1         | 8   | 3    | 81   | 2     | 54   | 3    | 2     | 2     | 145         | 3    | 706   | 1    |
| MANIPULTVE         | 1037  | 17   | 6188  | 12   | 2051  | 9    | 223  | 7    | 9499  | 12        | 3   | 1    | 50   | 2     | 25   | 2    | 2     | 2     | 80          | 2    | 9579  | 11   |
| ASSAULTIVE         | 1399  | 22   | 10848 | 22   | 4586  | 20   | 763  | 25   | 17596 | 21        | 74  | 27   | 596  | 18    | 276  | 17   | 21    | 18    | 967         | 18   | 18563 | 21   |
| ESCAPE TEND        | 70    | 1    | 1112  | 2    | 739   | 3    | 136  | 5    | 2057  | 3         | 3   | 1    | 82   | 3     | 47   | 3    | 2     | 2     | 134         | 3    | 2191  | 3    |
| SUICIDAL           | 106   | 2    | 1082  | 2    | 516   | 2    | 70   | 2    | 1774  | 2         | 14  | 5    | 181  | 6     | 84   | 5    | 7     | 6     | 286         | 5    | 2060  | 2    |
| WITHDRAWN          | 17    | 0    | 168   | 0    | 103   | 0    | 24   | 1    | 312   | 0         | 10  | 4    | 98   | 3     | 46   | 3    | 3     | 3     | 157         | 3    | 469   | 1    |
| PR RLTY CT         | 42    | 1    | 377   | 1    | 255   | 1    | 32   | 1    | 706   | 1         | 15  | 6    | 82   | 3     | 40   | 2    | 4     | 3     | 141         | 3    | 847   | 1    |
| HOMOSEXUAL         | 7     | 0    | 142   | 0    | 76    | 0    | 21   | 1    | 246   | 0         | 14  | 5    | 124  | 4     | 34   | 2    | 2     | 2     | 174         | 3    | 420   | 0    |
| NONE               | 83    | 1    | 1105  | 2    | 656   | 3    | 203  | 7    | 2047  | 2         | 0   | 0    | 21   | 1     | 25   | 2    | 11    | 9     | 57          | 1    | 2104  | 2    |
| OTHER              | 35    | 1    | 477   | 1    | 355   | 2    | 90   | 3    | 957   | 1         | 0   | 0    | 14   | 0     | 11   | 1    | 6     | 5     | 31          | 1    | 988   | 1    |
| NOT RPTD           | 298   | 5    | 1905  | 4    | 639   | 3    | 183  | 6    | 3025  | 4         | 31  | 11   | 352  | 11    | 120  | 7    | 20    | 17    | 523         | 10   | 3548  | 4    |
| Total reported     | 6271  | 100  | 50110 | 100  | 22863 | 100  | 3017 | 100  | 82261 | 100       | 271 | 100  | 3267 | 100   | 1621 | 100  | 120   | 100   | 5279        | 100  | 87540 | 100  |
| Percent reported   |       | 99.6 |       | 99.5 |       | 99.8 |      | 99.6 |       | 99.6      |     | 99.4 |      | 100.0 |      | 99.9 |       | 100.0 |             | 99.9 |       | 99.6 |
| UNKNOWN            | 14    |      | 131   |      | 19    |      | 7    |      | 171   |           | 1   |      | 0    |       | 1    |      | 0     |       | 2           |      | 173   |      |
| Total              | 3437  |      | 26689 |      | 11873 |      | 1893 |      | 43892 |           | 166 |      | 1980 |       | 897  |      | 85    |       | 3128        |      | 47020 |      |

\* NOTE: SINCE THERE CAN BE UP TO FIVE BEHAVIOR CODES PER INMATE, THE NUMBER OF CASES REPORTED IN THE DETAIL LINES AND THE TOTAL REPORTED LINE MAY EXCEED THE TOTAL NUMBER OF CASES. IN SHORT, THIS TABLE COUNTS THE NUMBER OF BEHAVIOR PROBLEMS, NOT INMATES.

Inmate statistical profile

Sample: ACTIVE PRISONERS EXCLUDING JAIL  
Active inmates 08/21/2002

Requestor: DECISION SUPPORT

Physical Profile (General Condition) by current age & sex

| Physical Profile      | M E N          |     |                |     |                |     |                |     | W O M E N      |     |                |     |                |     |                |     | Grand<br>Total % |                |      |                  |       |     |
|-----------------------|----------------|-----|----------------|-----|----------------|-----|----------------|-----|----------------|-----|----------------|-----|----------------|-----|----------------|-----|------------------|----------------|------|------------------|-------|-----|
|                       | Age<br>00-21 % |     | Age<br>22-39 % |     | Age<br>40-54 % |     | Age<br>55-99 % |     | Men<br>Total % |     | Age<br>00-21 % |     | Age<br>22-39 % |     | Age<br>40-54 % |     |                  | Age<br>55-99 % |      | Women<br>Total % |       |     |
| NO LIMITATION         | 3028           | 91  | 20229          | 77  | 5964           | 51  | 351            | 19  | 29572          | 69  | 144            | 89  | 1437           | 76  | 486            | 56  | 15               | 19             | 2082 | 69               | 31654 | 69  |
| DEFECT NO MAJOR LIMIT | 182            | 5   | 2871           | 11  | 2248           | 19  | 380            | 21  | 5681           | 13  | 11             | 7   | 318            | 17  | 241            | 28  | 31               | 38             | 601  | 20               | 6282  | 14  |
| DEFECT MAJOR LIMIT    | 120            | 4   | 3126           | 12  | 3327           | 29  | 959            | 52  | 7532           | 17  | 6              | 4   | 137            | 7   | 139            | 16  | 32               | 40             | 314  | 10               | 7846  | 17  |
| VERY MAJOR DEFECT     | 1              | 0   | 50             | 0   | 121            | 1   | 163            | 9   | 335            | 1   | 0              | 0   | 4              | 0   | 8              | 1   | 3                | 4              | 15   | 0                | 350   | 1   |
| Total reported        | 3331           | 100 | 26276          | 100 | 11660          | 100 | 1853           | 100 | 43120          | 100 | 161            | 100 | 1896           | 100 | 874            | 100 | 81               | 100            | 3012 | 100              | 46132 | 100 |
| Percent reported      | 96.9           |     | 98.5           |     | 98.2           |     | 97.9           |     | 98.2           |     | 97.0           |     | 95.8           |     | 97.4           |     | 95.3             |                | 96.3 |                  | 98.1  |     |
| NOT REPORTED          | 106            |     | 413            |     | 213            |     | 40             |     | 772            |     | 5              |     | 84             |     | 23             |     | 4                |                | 116  |                  | 888   |     |
| Total                 | 3437           |     | 26689          |     | 11873          |     | 1893           |     | 43892          |     | 166            |     | 1980           |     | 897            |     | 85               |                | 3128 |                  | 47020 |     |

Inmate statistical profile

Sample: ACTIVE PRISONERS EXCLUDING JAIL  
Active inmates 08/21/2002

Requestor: DECISION SUPPORT

Security Status by current age & sex

| Security         | M E N          |                |                |                |                |                |                |                | W O M E N      |                  |           |     |     |       |  |  | Grand<br>Total % |
|------------------|----------------|----------------|----------------|----------------|----------------|----------------|----------------|----------------|----------------|------------------|-----------|-----|-----|-------|--|--|------------------|
|                  | Age<br>00-21 % | Age<br>22-39 % | Age<br>40-54 % | Age<br>55-99 % | Men<br>Total % | Age<br>00-21 % | Age<br>22-39 % | Age<br>40-54 % | Age<br>55-99 % | Women<br>Total % |           |     |     |       |  |  |                  |
| DIAG INCOM       | 5 0            | 74 0           | 50 0           | 6 0            | 135 0          | 0 0            | 0 0            | 0 0            | 0 0            | 0 0              | 0 0       | 0 0 | 0 0 | 135 0 |  |  |                  |
| WRK RELEAS       | 0 0            | 2 0            | 1 0            | 0 0            | 3 0            | 0 0            | 0 0            | 0 0            | 0 0            | 0 0              | 0 0       | 0 0 | 0 0 | 3 0   |  |  |                  |
| TRUSTY           | 41 1           | 1330 5         | 830 7          | 78 4           | 2279 5         | 1 1            | 105 5          | 80 9           | 3 4            | 189 6            | 2468 5    |     |     |       |  |  |                  |
| MINIMUM          | 915 27         | 8604 32        | 4327 36        | 648 34         | 14494 33       | 62 37          | 1119 57        | 537 60         | 55 65          | 1773 57          | 16267 35  |     |     |       |  |  |                  |
| MEDIUM           | 1448 42        | 10551 40       | 4656 39        | 907 48         | 17562 40       | 65 39          | 502 25         | 198 22         | 20 24          | 785 25           | 18347 39  |     |     |       |  |  |                  |
| CLOSE            | 661 19         | 4189 16        | 1252 11        | 168 9          | 6270 14        | 27 16          | 131 7          | 37 4           | 3 4            | 198 6            | 6468 14   |     |     |       |  |  |                  |
| MAXIMUM          | 23 1           | 508 2          | 186 2          | 20 1           | 737 2          | 0 0            | 4 0            | 1 0            | 0 0            | 5 0              | 742 2     |     |     |       |  |  |                  |
| DIAGNOSTIC       | 344 10         | 1431 5         | 571 5          | 66 3           | 2412 5         | 11 7           | 119 6          | 44 5           | 4 5            | 178 6            | 2590 6    |     |     |       |  |  |                  |
| Total reported   | 3437 100       | 26689 100      | 11873 100      | 1893 100       | 43892 100      | 166 100        | 1980 100       | 897 100        | 85 100         | 3128 100         | 47020 100 |     |     |       |  |  |                  |
| Percent reported | 100.0          | 100.0          | 100.0          | 100.0          | 100.0          | 100.0          | 100.0          | 100.0          | 100.0          | 100.0            | 100.0     |     |     |       |  |  |                  |
| NOT RPTD         | 0              | 0              | 0              | 0              | 0              | 0              | 0              | 0              | 0              | 0                | 0         |     |     |       |  |  |                  |
| Total            | 3437           | 26689          | 11873          | 1893           | 43892          | 166            | 1980           | 897            | 85             | 3128             | 47020     |     |     |       |  |  |                  |

\* NOTE: BEGINNING IN JULY 1987, THE FACILITIES  
DIVISION NO LONGER CODED INMATES AS BEING WORK RELEASE



Inmate statistical profile

Sample: ACTIVE PRISONERS EXCLUDING JAIL  
Active inmates 08/21/2002

Requestor: DECISION SUPPORT

Number Of Sentences by current age & sex

| Number Of Sentences | M E N       |             |             |             |             |             |             |             | W O M E N   |               |           |  |  |  |  |  | Grand Total % |
|---------------------|-------------|-------------|-------------|-------------|-------------|-------------|-------------|-------------|-------------|---------------|-----------|--|--|--|--|--|---------------|
|                     | Age 00-21 % | Age 22-39 % | Age 40-54 % | Age 55-99 % | Men Total % | Age 00-21 % | Age 22-39 % | Age 40-54 % | Age 55-99 % | Women Total % |           |  |  |  |  |  |               |
| ONE                 | 1476 43     | 8297 31     | 3924 33     | 768 41      | 14465 33    | 81 49       | 814 42      | 357 40      | 42 49       | 1294 42       | 15759 34  |  |  |  |  |  |               |
| TWO                 | 894 26      | 6418 24     | 2816 24     | 461 24      | 10589 24    | 49 30       | 514 26      | 236 26      | 21 25       | 820 26        | 11409 24  |  |  |  |  |  |               |
| THREE               | 500 15      | 4258 16     | 1815 15     | 265 14      | 6838 16     | 21 13       | 258 13      | 123 14      | 11 13       | 413 13        | 7251 15   |  |  |  |  |  |               |
| FOUR                | 249 7       | 2661 10     | 1124 9      | 150 8       | 4184 10     | 8 5         | 148 8       | 60 7        | 8 9         | 224 7         | 4408 9    |  |  |  |  |  |               |
| FIVE                | 138 4       | 1738 7      | 736 6       | 77 4        | 2689 6      | 4 2         | 90 5        | 33 4        | 1 1         | 128 4         | 2817 6    |  |  |  |  |  |               |
| MORE THAN FIVE      | 171 5       | 3281 12     | 1449 12     | 170 9       | 5071 12     | 3 2         | 133 7       | 84 9        | 2 2         | 222 7         | 5293 11   |  |  |  |  |  |               |
| Total reported      | 3428 100    | 26653 100   | 11864 100   | 1891 100    | 43836 100   | 166 100     | 1957 100    | 893 100     | 85 100      | 3101 100      | 46937 100 |  |  |  |  |  |               |
| Percent reported    | 99.7        | 99.9        | 99.9        | 99.9        | 99.9        | 100.0       | 98.8        | 99.6        | 100.0       | 99.1          | 99.8      |  |  |  |  |  |               |
| NOT REPORTED        | 9           | 36          | 9           | 2           | 56          | 0           | 23          | 4           | 0           | 27            | 83        |  |  |  |  |  |               |
| Total               | 3437        | 26689       | 11873       | 1893        | 43892       | 166         | 1980        | 897         | 85          | 3128          | 47020     |  |  |  |  |  |               |
| AVG NUM SENTENCES   | 2.28        | 3.00        | 2.97        | 2.60        | 2.92        | 1.92        | 2.41        | 2.57        | 2.12        | 2.42          | 2.89      |  |  |  |  |  |               |

Inmate statistical profile

Sample: ACTIVE PRISONERS EXCLUDING JAIL  
Active inmates 08/21/2002

Requestor: DECISION SUPPORT

Number Of Disciplinarys by current age & sex

| Disciplinarys    | M E N          |                |                |                |       |     |                |                | W O M E N      |                |       |     |       |     |       |     | Grand<br>Total % |     |       |     |       |     |
|------------------|----------------|----------------|----------------|----------------|-------|-----|----------------|----------------|----------------|----------------|-------|-----|-------|-----|-------|-----|------------------|-----|-------|-----|-------|-----|
|                  | Age<br>00-21 % | Age<br>22-39 % | Age<br>40-54 % | Age<br>55-99 % | Men   |     | Age<br>00-21 % | Age<br>22-39 % | Age<br>40-54 % | Age<br>55-99 % | Women |     |       |     |       |     |                  |     |       |     |       |     |
| ZERO             | 1159           | 34             | 8476           | 32             | 4959  | 42  | 920            | 49             | 15514          | 35             | 83    | 50  | 1049  | 53  | 523   | 58  | 54               | 64  | 1709  | 55  | 17223 | 37  |
| ONE              | 462            | 13             | 3716           | 14             | 1806  | 15  | 336            | 18             | 6320           | 14             | 16    | 10  | 267   | 13  | 139   | 15  | 14               | 16  | 436   | 14  | 6756  | 14  |
| TWO              | 308            | 9              | 2306           | 9              | 1032  | 9   | 166            | 9              | 3812           | 9              | 16    | 10  | 146   | 7   | 56    | 6   | 6                | 7   | 224   | 7   | 4036  | 9   |
| THREE            | 201            | 6              | 1640           | 6              | 699   | 6   | 109            | 6              | 2649           | 6              | 9     | 5   | 107   | 5   | 41    | 5   | 6                | 7   | 163   | 5   | 2812  | 6   |
| FOUR             | 192            | 6              | 1247           | 5              | 483   | 4   | 51             | 3              | 1973           | 4              | 3     | 2   | 79    | 4   | 23    | 3   | 1                | 1   | 106   | 3   | 2079  | 4   |
| FIVE             | 136            | 4              | 1037           | 4              | 386   | 3   | 44             | 2              | 1603           | 4              | 6     | 4   | 42    | 2   | 14    | 2   | 0                | 0   | 62    | 2   | 1665  | 4   |
| MORE THAN FIVE   | 979            | 28             | 8264           | 31             | 2504  | 21  | 267            | 14             | 12014          | 27             | 33    | 20  | 290   | 15  | 101   | 11  | 4                | 5   | 428   | 14  | 12442 | 26  |
| Total reported   | 3437           | 100            | 26686          | 100            | 11869 | 100 | 1893           | 100            | 43885          | 100            | 166   | 100 | 1980  | 100 | 897   | 100 | 85               | 100 | 3128  | 100 | 47013 | 100 |
| Percent reported | 100.0          |                | 100.0          |                | 100.0 |     | 100.0          |                | 100.0          |                | 100.0 |     | 100.0 |     | 100.0 |     | 100.0            |     | 100.0 |     | 100.0 |     |
| NOT REPORTED     | 0              |                | 3              |                | 4     |     | 0              |                | 7              |                | 0     |     | 0     |     | 0     |     | 0                |     | 0     |     | 7     |     |
| Total            | 3437           |                | 26689          |                | 11873 |     | 1893           |                | 43892          |                | 166   |     | 1980  |     | 897   |     | 85               |     | 3128  |     | 47020 |     |
| AVG NUM DISCIP   | 5.34           |                | 6.63           |                | 4.67  |     | 3.02           |                | 5.84           |                | 4.07  |     | 3.17  |     | 2.32  |     | 1.13             |     | 2.92  |     | 5.65  |     |



Inmate statistical profile

Sample: ACTIVE PRISONERS EXCLUDING JAIL  
Active inmates 08/21/2002

Requestor: DECISION SUPPORT

Number Of Prior Georgia Incarcerations \* by current age & sex

| Prior Incarcerations | M E N       |             |             |             |             |             |             |             | W O M E N   |               |           |  |  |  |  |  | Grand Total % |
|----------------------|-------------|-------------|-------------|-------------|-------------|-------------|-------------|-------------|-------------|---------------|-----------|--|--|--|--|--|---------------|
|                      | Age 00-21 % | Age 22-39 % | Age 40-54 % | Age 55-99 % | Men Total % | Age 00-21 % | Age 22-39 % | Age 40-54 % | Age 55-99 % | Women Total % |           |  |  |  |  |  |               |
| ZERO                 | 3138 91     | 14909 56    | 4585 39     | 1039 55     | 23671 54    | 148 89      | 1285 65     | 477 53      | 58 68       | 1968 63       | 25639 55  |  |  |  |  |  |               |
| ONE                  | 277 8       | 5328 20     | 2160 18     | 356 19      | 8121 19     | 17 10       | 343 17      | 146 16      | 15 18       | 521 17        | 8642 18   |  |  |  |  |  |               |
| TWO                  | 21 1        | 3011 11     | 1589 13     | 198 10      | 4819 11     | 1 1         | 169 9       | 90 10       | 3 4         | 263 8         | 5082 11   |  |  |  |  |  |               |
| THREE                | 1 0         | 1733 6      | 1195 10     | 132 7       | 3061 7      | 0 0         | 98 5        | 77 9        | 3 4         | 178 6         | 3239 7    |  |  |  |  |  |               |
| FOUR                 | 0 0         | 899 3       | 907 8       | 80 4        | 1886 4      | 0 0         | 44 2        | 38 4        | 2 2         | 84 3          | 1970 4    |  |  |  |  |  |               |
| FIVE                 | 0 0         | 497 2       | 601 5       | 29 2        | 1127 3      | 0 0         | 22 1        | 24 3        | 2 2         | 48 2          | 1175 2    |  |  |  |  |  |               |
| MORE THAN FIVE       | 0 0         | 312 1       | 836 7       | 59 3        | 1207 3      | 0 0         | 19 1        | 45 5        | 2 2         | 66 2          | 1273 3    |  |  |  |  |  |               |
| Total reported       | 3437 100    | 26689 100   | 11873 100   | 1893 100    | 43892 100   | 166 100     | 1980 100    | 897 100     | 85 100      | 3128 100      | 47020 100 |  |  |  |  |  |               |
| Percent reported     | 100.0       | 100.0       | 100.0       | 100.0       | 100.0       | 100.0       | 100.0       | 100.0       | 100.0       | 100.0         | 100.0     |  |  |  |  |  |               |
| NOT REPORTED         | 0           | 0           | 0           | 0           | 0           | 0           | 0           | 0           | 0           | 0             | 0         |  |  |  |  |  |               |
| Total                | 3437        | 26689       | 11873       | 1893        | 43892       | 166         | 1980        | 897         | 85          | 3128          | 47020     |  |  |  |  |  |               |
| AVG # INCARCERATIONS | .09         | .92         | 1.80        | 1.08        | 1.10        | .11         | .70         | 1.29        | .73         | .84           | 1.09      |  |  |  |  |  |               |

\* This data counts a parole revocation on an existing sentence AS A prior incarceration. Also, this data counts, for any cohort of inmates, the total number of Georgia incarcerations the inmate has had during his entire criminal career. For example, if an inmate was admitted to prison first in FY72, and then re-admitted in FY79 and FY85, he had two prior incarcerations before the FY85 admission. This inmate's records show two prior incarcerations in all three of his records since he has had two prior incarcerations in his criminal career. If the cohort of FY72 admissions is selected for analysis, two prior incarcerations will be listed for this inmate even though in FY72, he had no prior incarcerations.

Inmate statistical profile

Sample: ACTIVE PRISONERS EXCLUDING JAIL  
Active inmates 08/21/2002

Requestor: DECISION SUPPORT

Number Of Transfers by current age & sex

| Transfers         | M E N        |     |              |     |              |     |              |     |              |     | W O M E N    |     |              |     |              |     |              |     |                |     | Grand<br>Total % |     |
|-------------------|--------------|-----|--------------|-----|--------------|-----|--------------|-----|--------------|-----|--------------|-----|--------------|-----|--------------|-----|--------------|-----|----------------|-----|------------------|-----|
|                   | Age<br>00-21 |     | Age<br>22-39 |     | Age<br>40-54 |     | Age<br>55-99 |     | Men<br>Total |     | Age<br>00-21 |     | Age<br>22-39 |     | Age<br>40-54 |     | Age<br>55-99 |     | Women<br>Total |     |                  |     |
| ZERO              | 859          | 25  | 2446         | 9   | 1000         | 8   | 126          | 7   | 4431         | 10  | 36           | 22  | 410          | 21  | 185          | 21  | 17           | 20  | 648            | 21  | 5079             | 11  |
| ONE               | 1629         | 47  | 10281        | 39  | 4360         | 37  | 731          | 39  | 17001        | 39  | 110          | 66  | 1052         | 53  | 424          | 47  | 32           | 38  | 1618           | 52  | 18619            | 40  |
| TWO               | 591          | 17  | 5986         | 22  | 2202         | 19  | 347          | 18  | 9126         | 21  | 12           | 7   | 282          | 14  | 146          | 16  | 15           | 18  | 455            | 15  | 9581             | 20  |
| THREE             | 227          | 7   | 3294         | 12  | 1433         | 12  | 197          | 10  | 5151         | 12  | 7            | 4   | 136          | 7   | 70           | 8   | 9            | 11  | 222            | 7   | 5373             | 11  |
| FOUR              | 80           | 2   | 1786         | 7   | 899          | 8   | 153          | 8   | 2918         | 7   | 1            | 1   | 57           | 3   | 27           | 3   | 4            | 5   | 89             | 3   | 3007             | 6   |
| FIVE              | 30           | 1   | 1075         | 4   | 584          | 5   | 98           | 5   | 1787         | 4   | 0            | 0   | 21           | 1   | 19           | 2   | 4            | 5   | 44             | 1   | 1831             | 4   |
| MORE THAN FIVE    | 21           | 1   | 1821         | 7   | 1395         | 12  | 241          | 13  | 3478         | 8   | 0            | 0   | 22           | 1   | 26           | 3   | 4            | 5   | 52             | 2   | 3530             | 8   |
| Total reported    | 3437         | 100 | 26689        | 100 | 11873        | 100 | 1893         | 100 | 43892        | 100 | 166          | 100 | 1980         | 100 | 897          | 100 | 85           | 100 | 3128           | 100 | 47020            | 100 |
| Percent reported  | 100.0        |     | 100.0        |     | 100.0        |     | 100.0        |     | 100.0        |     | 100.0        |     | 100.0        |     | 100.0        |     | 100.0        |     | 100.0          |     | 100.0            |     |
| NOT REPORTED      | 0            |     | 0            |     | 0            |     | 0            |     | 0            |     | 0            |     | 0            |     | 0            |     | 0            |     | 0              |     | 0                |     |
| Total             | 3437         |     | 26689        |     | 11873        |     | 1893         |     | 43892        |     | 166          |     | 1980         |     | 897          |     | 85           |     | 3128           |     | 47020            |     |
| AVG NUM TRANSFERS | 1.20         |     | 2.22         |     | 2.66         |     | 2.78         |     | 2.28         |     | .96          |     | 1.26         |     | 1.48         |     | 1.85         |     | 1.32           |     | 2.22             |     |

Inmate statistical profile

Sample: ACTIVE PRISONERS EXCLUDING JAIL  
Active inmates 08/21/2002

Requestor: DECISION SUPPORT

County Of Conviction by current age & sex

| County Of Conviction | M E N |     |       |     |       |     |       |     | W O M E N |     |       |     |       |       |       |       | Grand |   |       |   |      |   |
|----------------------|-------|-----|-------|-----|-------|-----|-------|-----|-----------|-----|-------|-----|-------|-------|-------|-------|-------|---|-------|---|------|---|
|                      | Age   | Age | Age   | Age | Men   | Age | Age   | Age | Age       | Age | Age   | Age | Age   | Women | Total | Total | %     |   |       |   |      |   |
|                      | 00-21 | %   | 22-39 | %   | 40-54 | %   | 55-99 | %   | Total     | %   | 00-21 | %   | 22-39 | %     | 40-54 | %     | 55-99 | % | Total | % |      |   |
| Appling              | 4     | 0   | 65    | 0   | 30    | 0   | 6     | 0   | 105       | 0   | 0     | 0   | 5     | 0     | 1     | 0     | 0     | 0 | 6     | 0 | 111  | 0 |
| Atkinson             | 1     | 0   | 26    | 0   | 12    | 0   | 4     | 0   | 43        | 0   | 0     | 0   | 2     | 0     | 2     | 0     | 0     | 0 | 4     | 0 | 47   | 0 |
| Bacon                | 4     | 0   | 37    | 0   | 19    | 0   | 0     | 0   | 60        | 0   | 0     | 0   | 0     | 0     | 1     | 0     | 0     | 0 | 1     | 0 | 61   | 0 |
| Baker                | 0     | 0   | 13    | 0   | 4     | 0   | 1     | 0   | 18        | 0   | 0     | 0   | 3     | 0     | 0     | 0     | 0     | 0 | 3     | 0 | 21   | 0 |
| Baldwin              | 32    | 1   | 219   | 1   | 103   | 1   | 9     | 0   | 363       | 1   | 1     | 1   | 21    | 1     | 8     | 1     | 1     | 1 | 31    | 1 | 394  | 1 |
| Banks                | 12    | 0   | 32    | 0   | 21    | 0   | 7     | 0   | 72        | 0   | 1     | 1   | 2     | 0     | 2     | 0     | 0     | 0 | 5     | 0 | 77   | 0 |
| Barrow               | 13    | 0   | 108   | 0   | 56    | 0   | 16    | 1   | 193       | 0   | 0     | 0   | 16    | 1     | 6     | 1     | 0     | 0 | 22    | 1 | 215  | 0 |
| Bartow               | 14    | 0   | 219   | 1   | 107   | 1   | 26    | 1   | 366       | 1   | 2     | 1   | 24    | 1     | 10    | 1     | 0     | 0 | 36    | 1 | 402  | 1 |
| Ben Hill             | 16    | 0   | 116   | 0   | 51    | 0   | 10    | 1   | 193       | 0   | 1     | 1   | 8     | 0     | 4     | 0     | 0     | 0 | 13    | 0 | 206  | 0 |
| Berrien              | 5     | 0   | 52    | 0   | 18    | 0   | 3     | 0   | 78        | 0   | 0     | 0   | 4     | 0     | 0     | 0     | 0     | 0 | 4     | 0 | 82   | 0 |
| Bibb                 | 60    | 2   | 604   | 2   | 303   | 3   | 46    | 2   | 1013      | 2   | 5     | 3   | 31    | 2     | 20    | 2     | 3     | 4 | 59    | 2 | 1072 | 2 |
| Bleckley             | 9     | 0   | 81    | 0   | 26    | 0   | 3     | 0   | 119       | 0   | 0     | 0   | 5     | 0     | 5     | 1     | 0     | 0 | 10    | 0 | 129  | 0 |
| Brantley             | 1     | 0   | 20    | 0   | 13    | 0   | 3     | 0   | 37        | 0   | 0     | 0   | 0     | 0     | 2     | 0     | 0     | 0 | 2     | 0 | 39   | 0 |
| Brooks               | 2     | 0   | 62    | 0   | 10    | 0   | 6     | 0   | 80        | 0   | 0     | 0   | 0     | 0     | 3     | 0     | 0     | 0 | 3     | 0 | 83   | 0 |
| Bryan                | 3     | 0   | 43    | 0   | 28    | 0   | 4     | 0   | 78        | 0   | 0     | 0   | 1     | 0     | 0     | 0     | 1     | 1 | 2     | 0 | 80   | 0 |
| Bulloch              | 33    | 1   | 229   | 1   | 76    | 1   | 15    | 1   | 353       | 1   | 0     | 0   | 13    | 1     | 4     | 0     | 3     | 4 | 20    | 1 | 373  | 1 |
| Burke                | 14    | 0   | 142   | 1   | 55    | 0   | 7     | 0   | 218       | 0   | 2     | 1   | 3     | 0     | 4     | 0     | 0     | 0 | 9     | 0 | 227  | 0 |
| Butts                | 13    | 0   | 79    | 0   | 35    | 0   | 8     | 0   | 135       | 0   | 1     | 1   | 6     | 0     | 2     | 0     | 0     | 0 | 9     | 0 | 144  | 0 |
| Calhoun              | 4     | 0   | 16    | 0   | 14    | 0   | 3     | 0   | 37        | 0   | 1     | 1   | 1     | 0     | 0     | 0     | 0     | 0 | 2     | 0 | 39   | 0 |
| Camden               | 3     | 0   | 64    | 0   | 28    | 0   | 2     | 0   | 97        | 0   | 0     | 0   | 2     | 0     | 2     | 0     | 1     | 1 | 5     | 0 | 102  | 0 |
| Candler              | 5     | 0   | 55    | 0   | 20    | 0   | 0     | 0   | 80        | 0   | 0     | 0   | 5     | 0     | 1     | 0     | 0     | 0 | 6     | 0 | 86   | 0 |
| Carroll              | 34    | 1   | 261   | 1   | 115   | 1   | 36    | 2   | 446       | 1   | 4     | 2   | 37    | 2     | 9     | 1     | 0     | 0 | 50    | 2 | 496  | 1 |
| Catoosa              | 6     | 0   | 110   | 0   | 65    | 1   | 14    | 1   | 195       | 0   | 0     | 0   | 18    | 1     | 4     | 0     | 1     | 1 | 23    | 1 | 218  | 0 |
| Charlton             | 1     | 0   | 25    | 0   | 15    | 0   | 3     | 0   | 44        | 0   | 0     | 0   | 2     | 0     | 1     | 0     | 0     | 0 | 3     | 0 | 47   | 0 |
| Chatham              | 215   | 6   | 1480  | 6   | 548   | 5   | 69    | 4   | 2312      | 5   | 11    | 7   | 112   | 6     | 37    | 4     | 4     | 5 | 164   | 5 | 2476 | 5 |
| Chattahoochee        | 6     | 0   | 16    | 0   | 8     | 0   | 0     | 0   | 30        | 0   | 1     | 1   | 0     | 0     | 0     | 0     | 0     | 0 | 1     | 0 | 31   | 0 |
| Chattooga            | 2     | 0   | 107   | 0   | 64    | 1   | 11    | 1   | 184       | 0   | 2     | 1   | 5     | 0     | 2     | 0     | 1     | 1 | 10    | 0 | 194  | 0 |
| Cherokee             | 24    | 1   | 236   | 1   | 154   | 1   | 25    | 1   | 439       | 1   | 3     | 2   | 35    | 2     | 18    | 2     | 1     | 1 | 57    | 2 | 496  | 1 |
| Clarke               | 33    | 1   | 333   | 1   | 130   | 1   | 22    | 1   | 518       | 1   | 2     | 1   | 31    | 2     | 14    | 2     | 4     | 5 | 51    | 2 | 569  | 1 |
| Clay                 | 2     | 0   | 17    | 0   | 4     | 0   | 0     | 0   | 23        | 0   | 0     | 0   | 2     | 0     | 0     | 0     | 0     | 0 | 2     | 0 | 25   | 0 |
| Clayton              | 213   | 6   | 1132  | 4   | 410   | 3   | 53    | 3   | 1808      | 4   | 12    | 7   | 133   | 7     | 51    | 6     | 3     | 4 | 199   | 6 | 2007 | 4 |
| Clinch               | 7     | 0   | 33    | 0   | 12    | 0   | 0     | 0   | 52        | 0   | 0     | 0   | 1     | 0     | 1     | 0     | 0     | 0 | 2     | 0 | 54   | 0 |
| Cobb                 | 183   | 5   | 1239  | 5   | 576   | 5   | 82    | 4   | 2080      | 5   | 9     | 5   | 101   | 5     | 54    | 6     | 2     | 2 | 166   | 5 | 2246 | 5 |
| Coffee               | 24    | 1   | 139   | 1   | 56    | 0   | 5     | 0   | 224       | 1   | 1     | 1   | 9     | 0     | 4     | 0     | 1     | 1 | 15    | 0 | 239  | 1 |
| Colquit              | 23    | 1   | 172   | 1   | 79    | 1   | 20    | 1   | 294       | 1   | 0     | 0   | 12    | 1     | 2     | 0     | 1     | 1 | 15    | 0 | 309  | 1 |
| Columbia             | 17    | 0   | 142   | 1   | 55    | 0   | 4     | 0   | 218       | 0   | 0     | 0   | 17    | 1     | 7     | 1     | 0     | 0 | 24    | 1 | 242  | 1 |

(continued)

Inmate statistical profile

Sample: ACTIVE PRISONERS EXCLUDING JAIL  
Active inmates 08/21/2002

Requestor: DECISION SUPPORT

County Of Conviction by current age & sex (continued)

| County Of Conviction | M E N     |   |           |   |           |   |           |    | W O M E N |   |           |    |           |   |           |   | Grand Total | %  |           |   |             |   |
|----------------------|-----------|---|-----------|---|-----------|---|-----------|----|-----------|---|-----------|----|-----------|---|-----------|---|-------------|----|-----------|---|-------------|---|
|                      | Age 00-21 | % | Age 22-39 | % | Age 40-54 | % | Age 55-99 | %  | Men Total | % | Age 00-21 | %  | Age 22-39 | % | Age 40-54 | % |             |    | Age 55-99 | % | Women Total | % |
| Cook                 | 6         | 0 | 86        | 0 | 40        | 0 | 8         | 0  | 140       | 0 | 0         | 0  | 4         | 0 | 6         | 1 | 0           | 0  | 10        | 0 | 150         | 0 |
| Coweta               | 33        | 1 | 278       | 1 | 95        | 1 | 15        | 1  | 421       | 1 | 0         | 0  | 16        | 1 | 9         | 1 | 0           | 0  | 25        | 1 | 446         | 1 |
| Crawford             | 0         | 0 | 15        | 0 | 2         | 0 | 0         | 0  | 17        | 0 | 0         | 0  | 0         | 0 | 0         | 0 | 0           | 0  | 0         | 0 | 17          | 0 |
| Crisp                | 23        | 1 | 163       | 1 | 68        | 1 | 8         | 0  | 262       | 1 | 1         | 1  | 11        | 1 | 1         | 0 | 1           | 1  | 14        | 0 | 276         | 1 |
| Dade                 | 4         | 0 | 49        | 0 | 40        | 0 | 11        | 1  | 104       | 0 | 0         | 0  | 0         | 0 | 0         | 0 | 0           | 0  | 0         | 0 | 104         | 0 |
| Dawson               | 1         | 0 | 32        | 0 | 25        | 0 | 4         | 0  | 62        | 0 | 0         | 0  | 3         | 0 | 1         | 0 | 0           | 0  | 4         | 0 | 66          | 0 |
| Decatur              | 22        | 1 | 187       | 1 | 68        | 1 | 9         | 0  | 286       | 1 | 0         | 0  | 15        | 1 | 6         | 1 | 0           | 0  | 21        | 1 | 307         | 1 |
| DeKalb               | 260       | 8 | 1760      | 7 | 709       | 6 | 98        | 5  | 2827      | 6 | 16        | 10 | 79        | 4 | 35        | 4 | 5           | 6  | 135       | 4 | 2962        | 6 |
| Dodge                | 13        | 0 | 113       | 0 | 62        | 1 | 6         | 0  | 194       | 0 | 0         | 0  | 13        | 1 | 3         | 0 | 0           | 0  | 16        | 1 | 210         | 0 |
| Dooly                | 9         | 0 | 75        | 0 | 38        | 0 | 1         | 0  | 123       | 0 | 0         | 0  | 3         | 0 | 2         | 0 | 0           | 0  | 5         | 0 | 128         | 0 |
| Dougherty            | 59        | 2 | 634       | 2 | 255       | 2 | 36        | 2  | 984       | 2 | 2         | 1  | 39        | 2 | 22        | 2 | 2           | 2  | 65        | 2 | 1049        | 2 |
| Douglas              | 54        | 2 | 451       | 2 | 192       | 2 | 28        | 1  | 725       | 2 | 9         | 5  | 53        | 3 | 27        | 3 | 2           | 2  | 91        | 3 | 816         | 2 |
| Early                | 5         | 0 | 50        | 0 | 17        | 0 | 5         | 0  | 77        | 0 | 0         | 0  | 4         | 0 | 0         | 0 | 0           | 0  | 4         | 0 | 81          | 0 |
| Echols               | 1         | 0 | 7         | 0 | 2         | 0 | 1         | 0  | 11        | 0 | 0         | 0  | 0         | 0 | 0         | 0 | 0           | 0  | 0         | 0 | 11          | 0 |
| Effingham            | 26        | 1 | 78        | 0 | 30        | 0 | 5         | 0  | 139       | 0 | 0         | 0  | 6         | 0 | 3         | 0 | 1           | 1  | 10        | 0 | 149         | 0 |
| Elbert               | 9         | 0 | 98        | 0 | 51        | 0 | 9         | 0  | 167       | 0 | 0         | 0  | 13        | 1 | 1         | 0 | 0           | 0  | 14        | 0 | 181         | 0 |
| Emanuel              | 11        | 0 | 111       | 0 | 36        | 0 | 7         | 0  | 165       | 0 | 0         | 0  | 4         | 0 | 1         | 0 | 0           | 0  | 5         | 0 | 170         | 0 |
| Evans                | 4         | 0 | 54        | 0 | 13        | 0 | 3         | 0  | 74        | 0 | 0         | 0  | 0         | 0 | 1         | 0 | 0           | 0  | 1         | 0 | 75          | 0 |
| Fannin               | 4         | 0 | 65        | 0 | 37        | 0 | 9         | 0  | 115       | 0 | 0         | 0  | 7         | 0 | 2         | 0 | 1           | 1  | 10        | 0 | 125         | 0 |
| Fayette              | 21        | 1 | 133       | 0 | 70        | 1 | 18        | 1  | 242       | 1 | 1         | 1  | 9         | 0 | 6         | 1 | 1           | 1  | 17        | 1 | 259         | 1 |
| Floyd                | 41        | 1 | 450       | 2 | 201       | 2 | 35        | 2  | 727       | 2 | 5         | 3  | 53        | 3 | 28        | 3 | 3           | 4  | 89        | 3 | 816         | 2 |
| Forsyth              | 9         | 0 | 105       | 0 | 53        | 0 | 17        | 1  | 184       | 0 | 0         | 0  | 16        | 1 | 7         | 1 | 0           | 0  | 23        | 1 | 207         | 0 |
| Franklin             | 13        | 0 | 71        | 0 | 36        | 0 | 9         | 0  | 129       | 0 | 0         | 0  | 5         | 0 | 4         | 0 | 0           | 0  | 9         | 0 | 138         | 0 |
| Fulton               | 207       | 6 | 2234      | 8 | 1098      | 9 | 184       | 10 | 3723      | 8 | 5         | 3  | 79        | 4 | 48        | 5 | 9           | 11 | 141       | 5 | 3864        | 8 |
| Gilmer               | 10        | 0 | 76        | 0 | 50        | 0 | 18        | 1  | 154       | 0 | 0         | 0  | 6         | 0 | 5         | 1 | 1           | 1  | 12        | 0 | 166         | 0 |
| Glascocock           | 3         | 0 | 4         | 0 | 2         | 0 | 1         | 0  | 10        | 0 | 0         | 0  | 0         | 0 | 0         | 0 | 0           | 0  | 0         | 0 | 10          | 0 |
| Glynn                | 31        | 1 | 303       | 1 | 149       | 1 | 26        | 1  | 509       | 1 | 2         | 1  | 19        | 1 | 6         | 1 | 1           | 1  | 28        | 1 | 537         | 1 |
| Gordon               | 18        | 1 | 174       | 1 | 69        | 1 | 17        | 1  | 278       | 1 | 2         | 1  | 15        | 1 | 8         | 1 | 0           | 0  | 25        | 1 | 303         | 1 |
| Grady                | 29        | 1 | 161       | 1 | 59        | 0 | 9         | 0  | 258       | 1 | 0         | 0  | 17        | 1 | 3         | 0 | 0           | 0  | 20        | 1 | 278         | 1 |
| Greene               | 17        | 0 | 71        | 0 | 20        | 0 | 3         | 0  | 111       | 0 | 1         | 1  | 0         | 0 | 1         | 0 | 1           | 1  | 3         | 0 | 114         | 0 |
| Gwinnett             | 126       | 4 | 719       | 3 | 333       | 3 | 57        | 3  | 1235      | 3 | 7         | 4  | 70        | 4 | 43        | 5 | 1           | 1  | 121       | 4 | 1356        | 3 |
| Habersham            | 4         | 0 | 52        | 0 | 35        | 0 | 2         | 0  | 93        | 0 | 1         | 1  | 5         | 0 | 1         | 0 | 0           | 0  | 7         | 0 | 100         | 0 |
| Hall                 | 44        | 1 | 336       | 1 | 210       | 2 | 42        | 2  | 632       | 1 | 1         | 1  | 36        | 2 | 14        | 2 | 2           | 2  | 53        | 2 | 685         | 1 |
| Hancock              | 2         | 0 | 22        | 0 | 12        | 0 | 2         | 0  | 38        | 0 | 0         | 0  | 1         | 0 | 1         | 0 | 0           | 0  | 2         | 0 | 40          | 0 |
| Haralson             | 10        | 0 | 51        | 0 | 31        | 0 | 6         | 0  | 98        | 0 | 0         | 0  | 3         | 0 | 2         | 0 | 0           | 0  | 5         | 0 | 103         | 0 |

(continued)

Inmate statistical profile

Sample: ACTIVE PRISONERS EXCLUDING JAIL  
Active inmates 08/21/2002

Requestor: DECISION SUPPORT

County Of Conviction by current age & sex (continued)

| County Of Conviction | M E N     |   |           |   |           |   |           | W O M E N |           |   |           |   |           |   | Grand Total | % |           |   |           |   |             |   |
|----------------------|-----------|---|-----------|---|-----------|---|-----------|-----------|-----------|---|-----------|---|-----------|---|-------------|---|-----------|---|-----------|---|-------------|---|
|                      | Age 00-21 | % | Age 22-39 | % | Age 40-54 | % | Age 55-99 | %         | Men Total | % | Age 00-21 | % | Age 22-39 | % |             |   | Age 40-54 | % | Age 55-99 | % | Women Total | % |
| Harris               | 7         | 0 | 76        | 0 | 29        | 0 | 2         | 0         | 114       | 0 | 1         | 1 | 2         | 0 | 0           | 0 | 0         | 0 | 3         | 0 | 117         | 0 |
| Hart                 | 5         | 0 | 66        | 0 | 24        | 0 | 3         | 0         | 98        | 0 | 0         | 0 | 3         | 0 | 2           | 0 | 0         | 0 | 5         | 0 | 103         | 0 |
| Heard                | 4         | 0 | 22        | 0 | 15        | 0 | 8         | 0         | 49        | 0 | 1         | 1 | 0         | 0 | 0           | 0 | 0         | 0 | 1         | 0 | 50          | 0 |
| Henry                | 27        | 1 | 231       | 1 | 94        | 1 | 18        | 1         | 370       | 1 | 1         | 1 | 16        | 1 | 5           | 1 | 1         | 1 | 23        | 1 | 393         | 1 |
| Houston              | 44        | 1 | 302       | 1 | 149       | 1 | 7         | 0         | 502       | 1 | 2         | 1 | 21        | 1 | 17          | 2 | 2         | 2 | 42        | 1 | 544         | 1 |
| Irwin                | 12        | 0 | 52        | 0 | 26        | 0 | 5         | 0         | 95        | 0 | 1         | 1 | 1         | 0 | 1           | 0 | 0         | 0 | 3         | 0 | 98          | 0 |
| Jackson              | 5         | 0 | 117       | 0 | 73        | 1 | 10        | 1         | 205       | 0 | 1         | 1 | 11        | 1 | 3           | 0 | 0         | 0 | 15        | 0 | 220         | 0 |
| Jasper               | 5         | 0 | 32        | 0 | 15        | 0 | 2         | 0         | 54        | 0 | 0         | 0 | 0         | 0 | 1           | 0 | 0         | 0 | 1         | 0 | 55          | 0 |
| Jeff Davis           | 7         | 0 | 42        | 0 | 22        | 0 | 3         | 0         | 74        | 0 | 1         | 1 | 2         | 0 | 4           | 0 | 0         | 0 | 7         | 0 | 81          | 0 |
| Jefferson            | 10        | 0 | 81        | 0 | 22        | 0 | 6         | 0         | 119       | 0 | 0         | 0 | 2         | 0 | 1           | 0 | 0         | 0 | 3         | 0 | 122         | 0 |
| Jenkins              | 10        | 0 | 60        | 0 | 24        | 0 | 1         | 0         | 95        | 0 | 0         | 0 | 2         | 0 | 2           | 0 | 0         | 0 | 4         | 0 | 99          | 0 |
| Johnson              | 3         | 0 | 40        | 0 | 13        | 0 | 3         | 0         | 59        | 0 | 0         | 0 | 3         | 0 | 1           | 0 | 0         | 0 | 4         | 0 | 63          | 0 |
| Jones                | 8         | 0 | 76        | 0 | 28        | 0 | 4         | 0         | 116       | 0 | 1         | 1 | 4         | 0 | 0           | 0 | 0         | 0 | 5         | 0 | 121         | 0 |
| Lamar                | 3         | 0 | 59        | 0 | 34        | 0 | 5         | 0         | 101       | 0 | 0         | 0 | 2         | 0 | 4           | 0 | 0         | 0 | 6         | 0 | 107         | 0 |
| Lanier               | 4         | 0 | 33        | 0 | 7         | 0 | 6         | 0         | 50        | 0 | 0         | 0 | 1         | 0 | 1           | 0 | 0         | 0 | 2         | 0 | 52          | 0 |
| Laurens              | 18        | 1 | 159       | 1 | 70        | 1 | 7         | 0         | 254       | 1 | 0         | 0 | 10        | 1 | 9           | 1 | 1         | 1 | 20        | 1 | 274         | 1 |
| Lee                  | 2         | 0 | 30        | 0 | 13        | 0 | 3         | 0         | 48        | 0 | 1         | 1 | 1         | 0 | 0           | 0 | 0         | 0 | 2         | 0 | 50          | 0 |
| Liberty              | 26        | 1 | 164       | 1 | 48        | 0 | 9         | 0         | 247       | 1 | 0         | 0 | 9         | 0 | 4           | 0 | 1         | 1 | 14        | 0 | 261         | 1 |
| Lincoln              | 2         | 0 | 23        | 0 | 11        | 0 | 3         | 0         | 39        | 0 | 0         | 0 | 0         | 0 | 1           | 0 | 0         | 0 | 1         | 0 | 40          | 0 |
| Long                 | 11        | 0 | 42        | 0 | 16        | 0 | 2         | 0         | 71        | 0 | 0         | 0 | 4         | 0 | 0           | 0 | 0         | 0 | 4         | 0 | 75          | 0 |
| Lowndes              | 40        | 1 | 345       | 1 | 151       | 1 | 15        | 1         | 551       | 1 | 0         | 0 | 25        | 1 | 14          | 2 | 1         | 1 | 40        | 1 | 591         | 1 |
| Lumpkin              | 2         | 0 | 36        | 0 | 24        | 0 | 8         | 0         | 70        | 0 | 0         | 0 | 4         | 0 | 2           | 0 | 0         | 0 | 6         | 0 | 76          | 0 |
| Macon                | 6         | 0 | 40        | 0 | 16        | 0 | 4         | 0         | 66        | 0 | 0         | 0 | 0         | 0 | 3           | 0 | 1         | 1 | 4         | 0 | 70          | 0 |
| Madison              | 9         | 0 | 67        | 0 | 26        | 0 | 9         | 0         | 111       | 0 | 0         | 0 | 7         | 0 | 1           | 0 | 0         | 0 | 8         | 0 | 119         | 0 |
| Marion               | 2         | 0 | 21        | 0 | 15        | 0 | 2         | 0         | 40        | 0 | 0         | 0 | 0         | 0 | 1           | 0 | 1         | 1 | 2         | 0 | 42          | 0 |
| McDuffie             | 9         | 0 | 114       | 0 | 45        | 0 | 11        | 1         | 179       | 0 | 2         | 1 | 0         | 0 | 1           | 0 | 0         | 0 | 3         | 0 | 182         | 0 |
| McIntosh             | 5         | 0 | 43        | 0 | 26        | 0 | 2         | 0         | 76        | 0 | 0         | 0 | 1         | 0 | 0           | 0 | 0         | 0 | 1         | 0 | 77          | 0 |
| Meriwether           | 16        | 0 | 126       | 0 | 49        | 0 | 11        | 1         | 202       | 0 | 2         | 1 | 12        | 1 | 4           | 0 | 2         | 2 | 20        | 1 | 222         | 0 |
| Miller               | 2         | 0 | 18        | 0 | 8         | 0 | 0         | 0         | 28        | 0 | 0         | 0 | 2         | 0 | 0           | 0 | 0         | 0 | 2         | 0 | 30          | 0 |
| Mitchell             | 14        | 0 | 135       | 1 | 52        | 0 | 5         | 0         | 206       | 0 | 2         | 1 | 9         | 0 | 4           | 0 | 0         | 0 | 15        | 0 | 221         | 0 |
| Monroe               | 12        | 0 | 62        | 0 | 51        | 0 | 8         | 0         | 133       | 0 | 0         | 0 | 4         | 0 | 2           | 0 | 0         | 0 | 6         | 0 | 139         | 0 |
| Montgomery           | 5         | 0 | 31        | 0 | 9         | 0 | 1         | 0         | 46        | 0 | 0         | 0 | 0         | 0 | 2           | 0 | 0         | 0 | 2         | 0 | 48          | 0 |
| Morgan               | 11        | 0 | 68        | 0 | 22        | 0 | 7         | 0         | 108       | 0 | 1         | 1 | 6         | 0 | 1           | 0 | 0         | 0 | 8         | 0 | 116         | 0 |
| Murray               | 9         | 0 | 81        | 0 | 47        | 0 | 12        | 1         | 149       | 0 | 0         | 0 | 9         | 0 | 1           | 0 | 0         | 0 | 10        | 0 | 159         | 0 |
| Muscogee             | 150       | 4 | 931       | 3 | 443       | 4 | 58        | 3         | 1582      | 4 | 3         | 2 | 65        | 3 | 30          | 3 | 2         | 2 | 100       | 3 | 1682        | 4 |

(continued)



Inmate statistical profile

Sample: ACTIVE PRISONERS EXCLUDING JAIL  
Active inmates 08/21/2002

Requestor: DECISION SUPPORT

County Of Conviction by current age & sex (continued)

| County Of Conviction | M E N     |   |           |   |           |   |           |   | W O M E N |   |           |   |           |   |           |   | Grand Total | % |           |   |             |   |
|----------------------|-----------|---|-----------|---|-----------|---|-----------|---|-----------|---|-----------|---|-----------|---|-----------|---|-------------|---|-----------|---|-------------|---|
|                      | Age 00-21 | % | Age 22-39 | % | Age 40-54 | % | Age 55-99 | % | Men Total | % | Age 00-21 | % | Age 22-39 | % | Age 40-54 | % |             |   | Age 55-99 | % | Women Total | % |
| Newton               | 18        | 1 | 235       | 1 | 99        | 1 | 17        | 1 | 369       | 1 | 1         | 1 | 13        | 1 | 7         | 1 | 2           | 2 | 23        | 1 | 392         | 1 |
| Oconee               | 2         | 0 | 34        | 0 | 11        | 0 | 2         | 0 | 49        | 0 | 1         | 1 | 0         | 0 | 1         | 0 | 0           | 0 | 2         | 0 | 51          | 0 |
| Oglethorpe           | 3         | 0 | 29        | 0 | 16        | 0 | 2         | 0 | 50        | 0 | 0         | 0 | 1         | 0 | 0         | 0 | 0           | 0 | 1         | 0 | 51          | 0 |
| Paulding             | 17        | 0 | 72        | 0 | 66        | 1 | 9         | 0 | 164       | 0 | 0         | 0 | 10        | 1 | 3         | 0 | 1           | 1 | 14        | 0 | 178         | 0 |
| Peach                | 4         | 0 | 56        | 0 | 37        | 0 | 0         | 0 | 97        | 0 | 1         | 1 | 1         | 0 | 1         | 0 | 0           | 0 | 3         | 0 | 100         | 0 |
| Pickens              | 7         | 0 | 51        | 0 | 29        | 0 | 6         | 0 | 93        | 0 | 0         | 0 | 2         | 0 | 3         | 0 | 0           | 0 | 5         | 0 | 98          | 0 |
| Pierce               | 4         | 0 | 28        | 0 | 21        | 0 | 2         | 0 | 55        | 0 | 0         | 0 | 0         | 0 | 0         | 0 | 0           | 0 | 0         | 0 | 55          | 0 |
| Pike                 | 3         | 0 | 15        | 0 | 11        | 0 | 5         | 0 | 34        | 0 | 0         | 0 | 0         | 0 | 3         | 0 | 0           | 0 | 3         | 0 | 37          | 0 |
| Polk                 | 9         | 0 | 95        | 0 | 44        | 0 | 10        | 1 | 158       | 0 | 0         | 0 | 5         | 0 | 1         | 0 | 0           | 0 | 6         | 0 | 164         | 0 |
| Pulaski              | 16        | 0 | 60        | 0 | 22        | 0 | 3         | 0 | 101       | 0 | 0         | 0 | 9         | 0 | 0         | 0 | 1           | 1 | 10        | 0 | 111         | 0 |
| Putnam               | 9         | 0 | 85        | 0 | 36        | 0 | 7         | 0 | 137       | 0 | 0         | 0 | 2         | 0 | 2         | 0 | 0           | 0 | 4         | 0 | 141         | 0 |
| Quitman              | 2         | 0 | 10        | 0 | 0         | 0 | 0         | 0 | 12        | 0 | 0         | 0 | 0         | 0 | 1         | 0 | 0           | 0 | 1         | 0 | 13          | 0 |
| Rabun                | 6         | 0 | 38        | 0 | 17        | 0 | 3         | 0 | 64        | 0 | 0         | 0 | 2         | 0 | 0         | 0 | 0           | 0 | 2         | 0 | 66          | 0 |
| Randolph             | 6         | 0 | 52        | 0 | 15        | 0 | 3         | 0 | 76        | 0 | 0         | 0 | 2         | 0 | 3         | 0 | 0           | 0 | 5         | 0 | 81          | 0 |
| Richmond             | 163       | 5 | 1092      | 4 | 476       | 4 | 71        | 4 | 1802      | 4 | 8         | 5 | 96        | 5 | 47        | 5 | 3           | 4 | 154       | 5 | 1956        | 4 |
| Rockdale             | 24        | 1 | 173       | 1 | 91        | 1 | 15        | 1 | 303       | 1 | 1         | 1 | 14        | 1 | 8         | 1 | 0           | 0 | 23        | 1 | 326         | 1 |
| Schley               | 1         | 0 | 18        | 0 | 2         | 0 | 0         | 0 | 21        | 0 | 0         | 0 | 0         | 0 | 0         | 0 | 0           | 0 | 0         | 0 | 21          | 0 |
| Screven              | 11        | 0 | 88        | 0 | 28        | 0 | 5         | 0 | 132       | 0 | 2         | 1 | 9         | 0 | 1         | 0 | 1           | 1 | 13        | 0 | 145         | 0 |
| Seminole             | 6         | 0 | 43        | 0 | 20        | 0 | 4         | 0 | 73        | 0 | 0         | 0 | 3         | 0 | 2         | 0 | 0           | 0 | 5         | 0 | 78          | 0 |
| Spalding             | 53        | 2 | 393       | 1 | 167       | 1 | 26        | 1 | 639       | 1 | 4         | 2 | 31        | 2 | 16        | 2 | 2           | 2 | 53        | 2 | 692         | 1 |
| Stephens             | 9         | 0 | 85        | 0 | 42        | 0 | 6         | 0 | 142       | 0 | 1         | 1 | 3         | 0 | 4         | 0 | 0           | 0 | 8         | 0 | 150         | 0 |
| Stewart              | 3         | 0 | 23        | 0 | 8         | 0 | 2         | 0 | 36        | 0 | 0         | 0 | 2         | 0 | 2         | 0 | 0           | 0 | 4         | 0 | 40          | 0 |
| Sumter               | 17        | 0 | 130       | 0 | 58        | 0 | 3         | 0 | 208       | 0 | 0         | 0 | 9         | 0 | 3         | 0 | 0           | 0 | 12        | 0 | 220         | 0 |
| Talbot               | 6         | 0 | 21        | 0 | 9         | 0 | 0         | 0 | 36        | 0 | 0         | 0 | 0         | 0 | 2         | 0 | 0           | 0 | 2         | 0 | 38          | 0 |
| Taliaferro           | 0         | 0 | 7         | 0 | 3         | 0 | 1         | 0 | 11        | 0 | 0         | 0 | 0         | 0 | 1         | 0 | 0           | 0 | 1         | 0 | 12          | 0 |
| Tattnall             | 5         | 0 | 77        | 0 | 29        | 0 | 6         | 0 | 117       | 0 | 0         | 0 | 5         | 0 | 2         | 0 | 0           | 0 | 7         | 0 | 124         | 0 |
| Taylor               | 7         | 0 | 55        | 0 | 22        | 0 | 1         | 0 | 85        | 0 | 0         | 0 | 4         | 0 | 0         | 0 | 0           | 0 | 4         | 0 | 89          | 0 |
| Telfair              | 9         | 0 | 79        | 0 | 39        | 0 | 2         | 0 | 129       | 0 | 1         | 1 | 10        | 1 | 5         | 1 | 0           | 0 | 16        | 1 | 145         | 0 |
| Terrell              | 4         | 0 | 68        | 0 | 15        | 0 | 3         | 0 | 90        | 0 | 0         | 0 | 4         | 0 | 0         | 0 | 0           | 0 | 4         | 0 | 94          | 0 |
| Thomas               | 31        | 1 | 204       | 1 | 84        | 1 | 11        | 1 | 330       | 1 | 0         | 0 | 15        | 1 | 9         | 1 | 0           | 0 | 24        | 1 | 354         | 1 |
| Tift                 | 29        | 1 | 202       | 1 | 97        | 1 | 10        | 1 | 338       | 1 | 2         | 1 | 10        | 1 | 4         | 0 | 1           | 1 | 17        | 1 | 355         | 1 |
| Toombs               | 30        | 1 | 176       | 1 | 63        | 1 | 6         | 0 | 275       | 1 | 2         | 1 | 19        | 1 | 6         | 1 | 1           | 1 | 28        | 1 | 303         | 1 |
| Towns                | 1         | 0 | 15        | 0 | 8         | 0 | 2         | 0 | 26        | 0 | 0         | 0 | 2         | 0 | 0         | 0 | 0           | 0 | 2         | 0 | 28          | 0 |
| Treutlen             | 2         | 0 | 19        | 0 | 17        | 0 | 0         | 0 | 38        | 0 | 0         | 0 | 2         | 0 | 1         | 0 | 0           | 0 | 3         | 0 | 41          | 0 |
| Troup                | 52        | 2 | 417       | 2 | 158       | 1 | 26        | 1 | 653       | 1 | 2         | 1 | 32        | 2 | 9         | 1 | 0           | 0 | 43        | 1 | 696         | 1 |

(continued)

Inmate statistical profile

Sample: ACTIVE PRISONERS EXCLUDING JAIL  
Active inmates 08/21/2002

Requestor: DECISION SUPPORT

County Of Conviction by current age & sex (continued)

| County Of Conviction | M E N       |             |             |             |             |             |             |             | W O M E N   |               |       |     |      |     |      |     | Grand Total % |     |      |     |       |     |
|----------------------|-------------|-------------|-------------|-------------|-------------|-------------|-------------|-------------|-------------|---------------|-------|-----|------|-----|------|-----|---------------|-----|------|-----|-------|-----|
|                      | Age 00-21 % | Age 22-39 % | Age 40-54 % | Age 55-99 % | Men Total % | Age 00-21 % | Age 22-39 % | Age 40-54 % | Age 55-99 % | Women Total % |       |     |      |     |      |     |               |     |      |     |       |     |
| Turner               | 7           | 0           | 52          | 0           | 25          | 0           | 4           | 0           | 88          | 0             | 0     | 0   | 1    | 0   | 1    | 0   | 0             | 0   | 2    | 0   | 90    | 0   |
| Twiggs               | 4           | 0           | 21          | 0           | 9           | 0           | 3           | 0           | 37          | 0             | 0     | 0   | 0    | 0   | 0    | 0   | 0             | 0   | 0    | 0   | 37    | 0   |
| Union                | 5           | 0           | 24          | 0           | 14          | 0           | 6           | 0           | 49          | 0             | 1     | 1   | 4    | 0   | 1    | 0   | 0             | 0   | 6    | 0   | 55    | 0   |
| Upton                | 20          | 1           | 98          | 0           | 46          | 0           | 11          | 1           | 175         | 0             | 0     | 0   | 7    | 0   | 2    | 0   | 0             | 0   | 9    | 0   | 184   | 0   |
| Walker               | 19          | 1           | 167         | 1           | 88          | 1           | 17          | 1           | 291         | 1             | 0     | 0   | 18   | 1   | 8    | 1   | 0             | 0   | 26   | 1   | 317   | 1   |
| Walton               | 12          | 0           | 166         | 1           | 80          | 1           | 12          | 1           | 270         | 1             | 0     | 0   | 12   | 1   | 3    | 0   | 1             | 1   | 16   | 1   | 286   | 1   |
| Ware                 | 23          | 1           | 253         | 1           | 114         | 1           | 16          | 1           | 406         | 1             | 1     | 1   | 18   | 1   | 7    | 1   | 0             | 0   | 26   | 1   | 432   | 1   |
| Warren               | 4           | 0           | 23          | 0           | 15          | 0           | 1           | 0           | 43          | 0             | 0     | 0   | 1    | 0   | 1    | 0   | 0             | 0   | 2    | 0   | 45    | 0   |
| Washington           | 12          | 0           | 68          | 0           | 24          | 0           | 3           | 0           | 107         | 0             | 0     | 0   | 5    | 0   | 2    | 0   | 0             | 0   | 7    | 0   | 114   | 0   |
| Wayne                | 12          | 0           | 89          | 0           | 29          | 0           | 4           | 0           | 134         | 0             | 0     | 0   | 2    | 0   | 0    | 0   | 1             | 1   | 3    | 0   | 137   | 0   |
| Webster              | 0           | 0           | 10          | 0           | 3           | 0           | 0           | 0           | 13          | 0             | 0     | 0   | 0    | 0   | 0    | 0   | 0             | 0   | 0    | 0   | 13    | 0   |
| Wheeler              | 2           | 0           | 23          | 0           | 16          | 0           | 4           | 0           | 45          | 0             | 0     | 0   | 2    | 0   | 0    | 0   | 1             | 1   | 3    | 0   | 48    | 0   |
| White                | 7           | 0           | 34          | 0           | 18          | 0           | 2           | 0           | 61          | 0             | 0     | 0   | 3    | 0   | 2    | 0   | 0             | 0   | 5    | 0   | 66    | 0   |
| Whitfield            | 39          | 1           | 370         | 1           | 191         | 2           | 32          | 2           | 632         | 1             | 5     | 3   | 46   | 2   | 16   | 2   | 0             | 0   | 67   | 2   | 699   | 1   |
| Wilcox               | 3           | 0           | 30          | 0           | 13          | 0           | 4           | 0           | 50          | 0             | 1     | 1   | 3    | 0   | 0    | 0   | 0             | 0   | 4    | 0   | 54    | 0   |
| Wilkes               | 6           | 0           | 50          | 0           | 19          | 0           | 2           | 0           | 77          | 0             | 0     | 0   | 4    | 0   | 2    | 0   | 0             | 0   | 6    | 0   | 83    | 0   |
| Wilkinson            | 6           | 0           | 25          | 0           | 11          | 0           | 2           | 0           | 44          | 0             | 0     | 0   | 2    | 0   | 0    | 0   | 0             | 0   | 2    | 0   | 46    | 0   |
| Worth                | 6           | 0           | 87          | 0           | 45          | 0           | 7           | 0           | 145         | 0             | 0     | 0   | 4    | 0   | 1    | 0   | 0             | 0   | 5    | 0   | 150   | 0   |
| Total reported       | 3428        | 100         | 26652       | 100         | 11865       | 100         | 1891        | 100         | 43836       | 100           | 166   | 100 | 1958 | 100 | 893  | 100 | 85            | 100 | 3102 | 100 | 46938 | 100 |
| Percent reported     | 99.7        |             | 99.9        |             | 99.9        |             | 99.9        |             | 99.9        |               | 100.0 |     | 98.9 |     | 99.6 |     | 100.0         |     | 99.2 |     | 99.8  |     |
| Not reported         | 9           |             | 37          |             | 8           |             | 2           |             | 56          |               | 0     |     | 22   |     | 4    |     | 0             |     | 26   |     | 82    |     |
| Total                | 3437        |             | 26689       |             | 11873       |             | 1893        |             | 43892       |               | 166   |     | 1980 |     | 897  |     | 85            |     | 3128 |     | 47020 |     |

Inmate statistical profile

Sample: ACTIVE PRISONERS EXCLUDING JAIL  
Active inmates 08/21/2002

Requestor: DECISION SUPPORT

Circ Of Conviction by current age & sex

| Circ Of Conviction | M E N     |   |           |   |           |   |           |    | W O M E N |   |           |   |           |   |           |   | Grand Total | %  |           |   |             |   |
|--------------------|-----------|---|-----------|---|-----------|---|-----------|----|-----------|---|-----------|---|-----------|---|-----------|---|-------------|----|-----------|---|-------------|---|
|                    | Age 00-21 | % | Age 22-39 | % | Age 40-54 | % | Age 55-99 | %  | Men Total | % | Age 00-21 | % | Age 22-39 | % | Age 40-54 | % |             |    | Age 55-99 | % | Women Total | % |
| Alapaha            | 23        | 1 | 230       | 1 | 89        | 1 | 21        | 1  | 363       | 1 | 0         | 0 | 12        | 1 | 10        | 1 | 0           | 0  | 22        | 1 | 385         | 1 |
| Alcovy             | 30        | 1 | 401       | 2 | 179       | 2 | 29        | 2  | 639       | 1 | 1         | 1 | 25        | 1 | 10        | 1 | 3           | 4  | 39        | 1 | 678         | 1 |
| Atlanta            | 207       | 6 | 2234      | 8 | 1098      | 9 | 184       | 10 | 3723      | 9 | 5         | 3 | 79        | 4 | 48        | 5 | 9           | 11 | 141       | 5 | 3864        | 8 |
| Atlantic           | 54        | 2 | 423       | 2 | 160       | 1 | 26        | 1  | 663       | 2 | 0         | 0 | 20        | 1 | 7         | 1 | 2           | 2  | 29        | 1 | 692         | 1 |
| Augusta            | 194       | 6 | 1376      | 5 | 586       | 5 | 82        | 4  | 2238      | 5 | 10        | 6 | 116       | 6 | 58        | 7 | 3           | 4  | 187       | 6 | 2425        | 5 |
| Blue Ridge         | 24        | 1 | 236       | 1 | 154       | 1 | 25        | 1  | 439       | 1 | 3         | 2 | 35        | 2 | 18        | 2 | 1           | 1  | 57        | 2 | 496         | 1 |
| Brunswick          | 57        | 2 | 563       | 2 | 258       | 2 | 41        | 2  | 919       | 2 | 3         | 2 | 30        | 2 | 13        | 1 | 3           | 4  | 49        | 2 | 968         | 2 |
| Chattahoochee      | 178       | 5 | 1120      | 4 | 526       | 4 | 63        | 3  | 1887      | 4 | 5         | 3 | 71        | 4 | 33        | 4 | 3           | 4  | 112       | 4 | 1999        | 4 |
| Cherokee           | 32        | 1 | 393       | 1 | 176       | 1 | 43        | 2  | 644       | 1 | 4         | 2 | 39        | 2 | 18        | 2 | 0           | 0  | 61        | 2 | 705         | 2 |
| Clayton            | 213       | 6 | 1132      | 4 | 410       | 3 | 53        | 3  | 1808      | 4 | 12        | 7 | 133       | 7 | 51        | 6 | 3           | 4  | 199       | 6 | 2007        | 4 |
| Cobb               | 183       | 5 | 1239      | 5 | 576       | 5 | 82        | 4  | 2080      | 5 | 9         | 5 | 101       | 5 | 54        | 6 | 2           | 2  | 166       | 5 | 2246        | 5 |
| Conasauga          | 48        | 1 | 451       | 2 | 238       | 2 | 44        | 2  | 781       | 2 | 5         | 3 | 55        | 3 | 17        | 2 | 0           | 0  | 77        | 2 | 858         | 2 |
| Cordele            | 51        | 1 | 384       | 1 | 170       | 1 | 23        | 1  | 628       | 1 | 3         | 2 | 25        | 1 | 7         | 1 | 1           | 1  | 36        | 1 | 664         | 1 |
| Coweta             | 139       | 4 | 1104      | 4 | 432       | 4 | 96        | 5  | 1771      | 4 | 9         | 5 | 97        | 5 | 31        | 3 | 2           | 2  | 139       | 5 | 1910        | 4 |
| Dougherty          | 59        | 2 | 634       | 2 | 255       | 2 | 36        | 2  | 984       | 2 | 2         | 1 | 39        | 2 | 22        | 2 | 2           | 2  | 65        | 2 | 1049        | 2 |
| Dublin             | 27        | 1 | 239       | 1 | 109       | 1 | 13        | 1  | 388       | 1 | 0         | 0 | 15        | 1 | 11        | 1 | 1           | 1  | 27        | 1 | 415         | 1 |
| Eastern            | 215       | 6 | 1480      | 6 | 548       | 5 | 69        | 4  | 2312      | 5 | 11        | 7 | 112       | 6 | 37        | 4 | 4           | 5  | 164       | 5 | 2476        | 5 |
| Flint              | 27        | 1 | 231       | 1 | 94        | 1 | 18        | 1  | 370       | 1 | 1         | 1 | 16        | 1 | 5         | 1 | 1           | 1  | 23        | 1 | 393         | 1 |
| Griffin            | 97        | 3 | 639       | 2 | 294       | 2 | 60        | 3  | 1090      | 2 | 5         | 3 | 47        | 2 | 27        | 3 | 3           | 4  | 82        | 3 | 1172        | 3 |
| Gwinnett           | 126       | 4 | 719       | 3 | 333       | 3 | 57        | 3  | 1235      | 3 | 7         | 4 | 70        | 4 | 43        | 5 | 1           | 1  | 121       | 4 | 1356        | 3 |
| Houston            | 44        | 1 | 302       | 1 | 149       | 1 | 7         | 0  | 502       | 1 | 2         | 1 | 21        | 1 | 17        | 2 | 2           | 2  | 42        | 1 | 544         | 1 |
| Lookout Mountain   | 31        | 1 | 433       | 2 | 257       | 2 | 53        | 3  | 774       | 2 | 2         | 1 | 41        | 2 | 14        | 2 | 2           | 2  | 59        | 2 | 833         | 2 |
| Macon              | 64        | 2 | 675       | 3 | 342       | 3 | 46        | 2  | 1127      | 3 | 6         | 4 | 32        | 2 | 21        | 2 | 3           | 4  | 62        | 2 | 1189        | 3 |
| Middle             | 68        | 2 | 491       | 2 | 165       | 1 | 22        | 1  | 746       | 2 | 2         | 1 | 35        | 2 | 11        | 1 | 1           | 1  | 49        | 2 | 795         | 2 |
| Mountain           | 19        | 1 | 175       | 1 | 94        | 1 | 11        | 1  | 299       | 1 | 2         | 1 | 10        | 1 | 5         | 1 | 0           | 0  | 17        | 1 | 316         | 1 |
| Northeastern       | 45        | 1 | 368       | 1 | 235       | 2 | 46        | 2  | 694       | 2 | 1         | 1 | 39        | 2 | 15        | 2 | 2           | 2  | 57        | 2 | 751         | 2 |
| Northern           | 39        | 1 | 331       | 1 | 153       | 1 | 32        | 2  | 555       | 1 | 0         | 0 | 29        | 1 | 8         | 1 | 0           | 0  | 37        | 1 | 592         | 1 |
| Ocmulgee           | 90        | 3 | 598       | 2 | 247       | 2 | 36        | 2  | 971       | 2 | 4         | 2 | 36        | 2 | 14        | 2 | 2           | 2  | 56        | 2 | 1027        | 2 |
| Oconee             | 54        | 2 | 387       | 1 | 174       | 1 | 19        | 1  | 634       | 1 | 1         | 1 | 39        | 2 | 15        | 2 | 2           | 2  | 57        | 2 | 691         | 1 |
| Ogeechee           | 80        | 2 | 455       | 2 | 158       | 1 | 26        | 1  | 719       | 2 | 2         | 1 | 30        | 2 | 10        | 1 | 5           | 6  | 47        | 2 | 766         | 2 |
| Pataula            | 27        | 1 | 258       | 1 | 79        | 1 | 15        | 1  | 379       | 1 | 0         | 0 | 17        | 1 | 6         | 1 | 0           | 0  | 23        | 1 | 402         | 1 |
| Piedmont           | 30        | 1 | 257       | 1 | 150       | 1 | 33        | 2  | 470       | 1 | 2         | 1 | 29        | 1 | 11        | 1 | 0           | 0  | 42        | 1 | 512         | 1 |
| Rome               | 41        | 1 | 450       | 2 | 201       | 2 | 35        | 2  | 727       | 2 | 5         | 3 | 53        | 3 | 28        | 3 | 3           | 4  | 89        | 3 | 816         | 2 |
| South Georgia      | 69        | 2 | 512       | 2 | 197       | 2 | 27        | 1  | 805       | 2 | 3         | 2 | 45        | 2 | 13        | 1 | 0           | 0  | 61        | 2 | 866         | 2 |
| Southern           | 97        | 3 | 790       | 3 | 326       | 3 | 53        | 3  | 1266      | 3 | 0         | 0 | 52        | 3 | 28        | 3 | 2           | 2  | 82        | 3 | 1348        | 3 |
| Southwestern       | 29        | 1 | 251       | 1 | 100       | 1 | 12        | 1  | 392       | 1 | 1         | 1 | 12        | 1 | 8         | 1 | 1           | 1  | 22        | 1 | 414         | 1 |

(continued)

Inmate statistical profile

Sample: ACTIVE PRISONERS EXCLUDING JAIL  
Active inmates 08/21/2002

Requestor: DECISION SUPPORT

Circ Of Conviction by current age & sex (continued)

| Circ Of Conviction | M E N       |             |             |             |             |             |             |             | W O M E N   |               |           |  |  |  |  |  | Grand Total % |
|--------------------|-------------|-------------|-------------|-------------|-------------|-------------|-------------|-------------|-------------|---------------|-----------|--|--|--|--|--|---------------|
|                    | Age 00-21 % | Age 22-39 % | Age 40-54 % | Age 55-99 % | Men Total % | Age 00-21 % | Age 22-39 % | Age 40-54 % | Age 55-99 % | Women Total % |           |  |  |  |  |  |               |
| Stone Mountain     | 260 8       | 1760 7      | 709 6       | 98 5        | 2827 6      | 16 10       | 79 4        | 35 4        | 5 6         | 135 4         | 2962 6    |  |  |  |  |  |               |
| Tallapoosa         | 19 1        | 146 1       | 75 1        | 16 1        | 256 1       | 0 0         | 8 0         | 3 0         | 0 0         | 11 0          | 267 1     |  |  |  |  |  |               |
| Tifton             | 54 2        | 393 1       | 193 2       | 26 1        | 666 2       | 3 2         | 16 1        | 7 1         | 1 1         | 27 1          | 693 1     |  |  |  |  |  |               |
| Toombs             | 24 1        | 221 1       | 95 1        | 19 1        | 359 1       | 2 1         | 5 0         | 6 1         | 0 0         | 13 0          | 372 1     |  |  |  |  |  |               |
| Waycross           | 57 2        | 502 2       | 238 2       | 29 2        | 826 2       | 2 1         | 29 1        | 15 2        | 1 1         | 47 2          | 873 2     |  |  |  |  |  |               |
| Western            | 35 1        | 367 1       | 141 1       | 24 1        | 567 1       | 3 2         | 31 2        | 15 2        | 4 5         | 53 2          | 620 1     |  |  |  |  |  |               |
| Rockdale           | 24 1        | 173 1       | 91 1        | 15 1        | 303 1       | 1 1         | 14 1        | 8 1         | 0 0         | 23 1          | 326 1     |  |  |  |  |  |               |
| Douglas            | 54 2        | 451 2       | 192 2       | 28 1        | 725 2       | 9 5         | 53 3        | 27 3        | 2 2         | 91 3          | 816 2     |  |  |  |  |  |               |
| Appalachian        | 21 1        | 192 1       | 116 1       | 33 2        | 362 1       | 0 0         | 15 1        | 10 1        | 2 2         | 27 1          | 389 1     |  |  |  |  |  |               |
| Enotah             | 15 0        | 109 0       | 64 1        | 18 1        | 206 0       | 1 1         | 13 1        | 5 1         | 0 0         | 19 1          | 225 0     |  |  |  |  |  |               |
| Forsyth-Bell       | 9 0         | 105 0       | 53 0        | 17 1        | 184 0       | 0 0         | 16 1        | 7 1         | 0 0         | 23 1          | 207 0     |  |  |  |  |  |               |
| Towaliga           | 28 1        | 200 1       | 120 1       | 21 1        | 369 1       | 1 1         | 12 1        | 8 1         | 0 0         | 21 1          | 390 1     |  |  |  |  |  |               |
| Total reported     | 3411 100    | 26580 100   | 11799 100   | 1882 100    | 43672 100   | 166 100     | 1948 100    | 890 100     | 84 100      | 3088 100      | 46760 100 |  |  |  |  |  |               |
| Percent reported   | 99.2        | 99.6        | 99.4        | 99.4        | 99.5        | 100.0       | 98.4        | 99.2        | 98.8        | 98.7          | 99.4      |  |  |  |  |  |               |
| Not reported       | 26          | 109         | 74          | 11          | 220         | 0           | 32          | 7           | 1           | 40            | 260       |  |  |  |  |  |               |
| Total              | 3437        | 26689       | 11873       | 1893        | 43892       | 166         | 1980        | 897         | 85          | 3128          | 47020     |  |  |  |  |  |               |

Inmate statistical profile

Sample: ACTIVE PRISONERS EXCLUDING JAIL  
Active inmates 08/21/2002

Requestor: DECISION SUPPORT

Home County by current age & sex

| Home County   | M E N     |   |           |   |           |   |           |   | W O M E N |   |           |   |           |   |           |   | Grand Total | % |           |   |             |   |
|---------------|-----------|---|-----------|---|-----------|---|-----------|---|-----------|---|-----------|---|-----------|---|-----------|---|-------------|---|-----------|---|-------------|---|
|               | Age 00-21 | % | Age 22-39 | % | Age 40-54 | % | Age 55-99 | % | Men Total | % | Age 00-21 | % | Age 22-39 | % | Age 40-54 | % |             |   | Age 55-99 | % | Women Total | % |
| Appling       | 7         | 0 | 63        | 0 | 30        | 0 | 5         | 0 | 105       | 0 | 1         | 1 | 5         | 0 | 1         | 0 | 0           | 0 | 7         | 0 | 112         | 0 |
| Atkinson      | 1         | 0 | 25        | 0 | 13        | 0 | 5         | 0 | 44        | 0 | 0         | 0 | 2         | 0 | 1         | 0 | 0           | 0 | 3         | 0 | 47          | 0 |
| Bacon         | 3         | 0 | 34        | 0 | 19        | 0 | 2         | 0 | 58        | 0 | 0         | 0 | 0         | 0 | 0         | 0 | 0           | 0 | 0         | 0 | 58          | 0 |
| Baker         | 0         | 0 | 17        | 0 | 5         | 0 | 1         | 0 | 23        | 0 | 0         | 0 | 2         | 0 | 0         | 0 | 0           | 0 | 2         | 0 | 25          | 0 |
| Baldwin       | 33        | 1 | 179       | 1 | 89        | 1 | 9         | 1 | 310       | 1 | 1         | 1 | 15        | 1 | 8         | 1 | 2           | 2 | 26        | 1 | 336         | 1 |
| Banks         | 3         | 0 | 21        | 0 | 12        | 0 | 4         | 0 | 40        | 0 | 0         | 0 | 5         | 0 | 1         | 0 | 0           | 0 | 6         | 0 | 46          | 0 |
| Barrow        | 12        | 0 | 107       | 0 | 64        | 1 | 15        | 1 | 198       | 0 | 0         | 0 | 15        | 1 | 5         | 1 | 0           | 0 | 20        | 1 | 218         | 1 |
| Bartow        | 13        | 0 | 212       | 1 | 105       | 1 | 28        | 2 | 358       | 1 | 3         | 2 | 35        | 2 | 10        | 1 | 0           | 0 | 48        | 2 | 406         | 1 |
| Ben Hill      | 13        | 0 | 96        | 0 | 34        | 0 | 8         | 0 | 151       | 0 | 1         | 1 | 9         | 0 | 5         | 1 | 0           | 0 | 15        | 1 | 166         | 0 |
| Berrien       | 5         | 0 | 43        | 0 | 14        | 0 | 5         | 0 | 67        | 0 | 0         | 0 | 4         | 0 | 1         | 0 | 0           | 0 | 5         | 0 | 72          | 0 |
| Bibb          | 67        | 2 | 630       | 3 | 338       | 3 | 43        | 3 | 1078      | 3 | 4         | 3 | 41        | 2 | 21        | 2 | 2           | 2 | 68        | 2 | 1146        | 3 |
| Bleckley      | 7         | 0 | 75        | 0 | 26        | 0 | 3         | 0 | 111       | 0 | 0         | 0 | 5         | 0 | 3         | 0 | 0           | 0 | 8         | 0 | 119         | 0 |
| Brantley      | 2         | 0 | 14        | 0 | 10        | 0 | 1         | 0 | 27        | 0 | 0         | 0 | 1         | 0 | 1         | 0 | 0           | 0 | 2         | 0 | 29          | 0 |
| Brooks        | 3         | 0 | 53        | 0 | 11        | 0 | 5         | 0 | 72        | 0 | 0         | 0 | 0         | 0 | 3         | 0 | 0           | 0 | 3         | 0 | 75          | 0 |
| Bryan         | 3         | 0 | 43        | 0 | 27        | 0 | 3         | 0 | 76        | 0 | 0         | 0 | 5         | 0 | 2         | 0 | 0           | 0 | 7         | 0 | 83          | 0 |
| Bulloch       | 28        | 1 | 175       | 1 | 81        | 1 | 10        | 1 | 294       | 1 | 0         | 0 | 15        | 1 | 5         | 1 | 2           | 2 | 22        | 1 | 316         | 1 |
| Burke         | 13        | 0 | 130       | 1 | 49        | 0 | 9         | 1 | 201       | 1 | 1         | 1 | 4         | 0 | 4         | 0 | 0           | 0 | 9         | 0 | 210         | 0 |
| Butts         | 12        | 0 | 73        | 0 | 28        | 0 | 6         | 0 | 119       | 0 | 1         | 1 | 7         | 0 | 3         | 0 | 0           | 0 | 11        | 0 | 130         | 0 |
| Calhoun       | 6         | 0 | 17        | 0 | 10        | 0 | 1         | 0 | 34        | 0 | 1         | 1 | 2         | 0 | 0         | 0 | 0           | 0 | 3         | 0 | 37          | 0 |
| Camden        | 3         | 0 | 66        | 0 | 25        | 0 | 2         | 0 | 96        | 0 | 0         | 0 | 2         | 0 | 2         | 0 | 0           | 0 | 4         | 0 | 100         | 0 |
| Candler       | 6         | 0 | 52        | 0 | 15        | 0 | 0         | 0 | 73        | 0 | 0         | 0 | 3         | 0 | 0         | 0 | 0           | 0 | 3         | 0 | 76          | 0 |
| Carroll       | 30        | 1 | 220       | 1 | 112       | 1 | 38        | 2 | 400       | 1 | 4         | 3 | 31        | 2 | 13        | 2 | 1           | 1 | 49        | 2 | 449         | 1 |
| Catoosa       | 6         | 0 | 62        | 0 | 42        | 0 | 9         | 1 | 119       | 0 | 0         | 0 | 7         | 0 | 1         | 0 | 0           | 0 | 8         | 0 | 127         | 0 |
| Charlton      | 0         | 0 | 25        | 0 | 9         | 0 | 2         | 0 | 36        | 0 | 0         | 0 | 1         | 0 | 0         | 0 | 0           | 0 | 1         | 0 | 37          | 0 |
| Chatham       | 195       | 6 | 1386      | 6 | 503       | 5 | 69        | 4 | 2153      | 5 | 8         | 5 | 96        | 5 | 30        | 4 | 5           | 6 | 139       | 5 | 2292        | 5 |
| Chattahoochee | 6         | 0 | 11        | 0 | 6         | 0 | 0         | 0 | 23        | 0 | 0         | 0 | 2         | 0 | 0         | 0 | 0           | 0 | 2         | 0 | 25          | 0 |
| Chattooga     | 3         | 0 | 101       | 0 | 56        | 1 | 15        | 1 | 175       | 0 | 2         | 1 | 6         | 0 | 3         | 0 | 1           | 1 | 12        | 0 | 187         | 0 |
| Cherokee      | 19        | 1 | 180       | 1 | 102       | 1 | 19        | 1 | 320       | 1 | 2         | 1 | 24        | 1 | 13        | 2 | 2           | 2 | 41        | 1 | 361         | 1 |
| Clarke        | 38        | 1 | 331       | 1 | 135       | 1 | 21        | 1 | 525       | 1 | 3         | 2 | 31        | 2 | 13        | 2 | 4           | 5 | 51        | 2 | 576         | 1 |
| Clay          | 1         | 0 | 16        | 0 | 5         | 0 | 0         | 0 | 22        | 0 | 0         | 0 | 1         | 0 | 0         | 0 | 0           | 0 | 1         | 0 | 23          | 0 |
| Clayton       | 149       | 5 | 762       | 3 | 259       | 2 | 41        | 2 | 1211      | 3 | 5         | 3 | 68        | 4 | 26        | 3 | 2           | 2 | 101       | 3 | 1312        | 3 |
| Clinch        | 7         | 0 | 32        | 0 | 9         | 0 | 0         | 0 | 48        | 0 | 0         | 0 | 1         | 0 | 1         | 0 | 0           | 0 | 2         | 0 | 50          | 0 |
| Cobb          | 146       | 5 | 933       | 4 | 463       | 4 | 59        | 4 | 1601      | 4 | 7         | 4 | 81        | 4 | 35        | 4 | 0           | 0 | 123       | 4 | 1724        | 4 |
| Coffee        | 19        | 1 | 129       | 1 | 54        | 1 | 6         | 0 | 208       | 1 | 1         | 1 | 8         | 0 | 5         | 1 | 2           | 2 | 16        | 1 | 224         | 1 |
| Colquit       | 26        | 1 | 164       | 1 | 70        | 1 | 12        | 1 | 272       | 1 | 0         | 0 | 11        | 1 | 2         | 0 | 0           | 0 | 13        | 0 | 285         | 1 |
| Columbia      | 12        | 0 | 107       | 0 | 42        | 0 | 6         | 0 | 167       | 0 | 0         | 0 | 6         | 0 | 9         | 1 | 0           | 0 | 15        | 1 | 182         | 0 |

(continued)

Inmate statistical profile

Sample: ACTIVE PRISONERS EXCLUDING JAIL  
Active inmates 08/21/2002

Requestor: DECISION SUPPORT

Home County by current age & sex (continued)

| Home County | M E N     |    |           |    |           |    |           |    | W O M E N |    |           |    |           |   |           |    | Grand Total | %  |           |    |             |    |
|-------------|-----------|----|-----------|----|-----------|----|-----------|----|-----------|----|-----------|----|-----------|---|-----------|----|-------------|----|-----------|----|-------------|----|
|             | Age 00-21 | %  | Age 22-39 | %  | Age 40-54 | %  | Age 55-99 | %  | Men Total | %  | Age 00-21 | %  | Age 22-39 | % | Age 40-54 | %  |             |    | Age 55-99 | %  | Women Total | %  |
| Cook        | 8         | 0  | 70        | 0  | 36        | 0  | 7         | 0  | 121       | 0  | 0         | 0  | 3         | 0 | 6         | 1  | 0           | 0  | 9         | 0  | 130         | 0  |
| Coweta      | 31        | 1  | 237       | 1  | 85        | 1  | 11        | 1  | 364       | 1  | 1         | 1  | 18        | 1 | 13        | 2  | 0           | 0  | 32        | 1  | 396         | 1  |
| Crawford    | 2         | 0  | 17        | 0  | 6         | 0  | 2         | 0  | 27        | 0  | 0         | 0  | 0         | 0 | 0         | 0  | 0           | 0  | 0         | 0  | 27          | 0  |
| Crisp       | 18        | 1  | 140       | 1  | 56        | 1  | 8         | 0  | 222       | 1  | 1         | 1  | 11        | 1 | 2         | 0  | 0           | 0  | 14        | 0  | 236         | 1  |
| Dade        | 1         | 0  | 30        | 0  | 18        | 0  | 9         | 1  | 58        | 0  | 0         | 0  | 0         | 0 | 0         | 0  | 0           | 0  | 0         | 0  | 58          | 0  |
| Dawson      | 3         | 0  | 37        | 0  | 28        | 0  | 1         | 0  | 69        | 0  | 0         | 0  | 4         | 0 | 2         | 0  | 0           | 0  | 6         | 0  | 75          | 0  |
| Decatur     | 19        | 1  | 173       | 1  | 52        | 0  | 7         | 0  | 251       | 1  | 0         | 0  | 9         | 0 | 3         | 0  | 0           | 0  | 12        | 0  | 263         | 1  |
| DeKalb      | 187       | 6  | 1528      | 6  | 537       | 5  | 87        | 5  | 2339      | 6  | 7         | 4  | 87        | 5 | 27        | 3  | 5           | 6  | 126       | 4  | 2465        | 6  |
| Dodge       | 5         | 0  | 103       | 0  | 54        | 1  | 4         | 0  | 166       | 0  | 0         | 0  | 8         | 0 | 2         | 0  | 0           | 0  | 10        | 0  | 176         | 0  |
| Dooly       | 8         | 0  | 64        | 0  | 22        | 0  | 0         | 0  | 94        | 0  | 0         | 0  | 3         | 0 | 1         | 0  | 0           | 0  | 4         | 0  | 98          | 0  |
| Dougherty   | 61        | 2  | 625       | 3  | 249       | 2  | 30        | 2  | 965       | 2  | 2         | 1  | 37        | 2 | 19        | 2  | 3           | 4  | 61        | 2  | 1026        | 2  |
| Douglas     | 43        | 1  | 239       | 1  | 118       | 1  | 20        | 1  | 420       | 1  | 5         | 3  | 34        | 2 | 16        | 2  | 0           | 0  | 55        | 2  | 475         | 1  |
| Early       | 4         | 0  | 48        | 0  | 15        | 0  | 4         | 0  | 71        | 0  | 1         | 1  | 3         | 0 | 0         | 0  | 0           | 0  | 4         | 0  | 75          | 0  |
| Echols      | 1         | 0  | 1         | 0  | 2         | 0  | 1         | 0  | 5         | 0  | 0         | 0  | 0         | 0 | 0         | 0  | 0           | 0  | 0         | 0  | 5           | 0  |
| Effingham   | 17        | 1  | 74        | 0  | 26        | 0  | 2         | 0  | 119       | 0  | 1         | 1  | 5         | 0 | 3         | 0  | 1           | 1  | 10        | 0  | 129         | 0  |
| Elbert      | 9         | 0  | 85        | 0  | 47        | 0  | 8         | 0  | 149       | 0  | 0         | 0  | 10        | 1 | 1         | 0  | 0           | 0  | 11        | 0  | 160         | 0  |
| Emanuel     | 9         | 0  | 102       | 0  | 28        | 0  | 6         | 0  | 145       | 0  | 0         | 0  | 3         | 0 | 2         | 0  | 0           | 0  | 5         | 0  | 150         | 0  |
| Evans       | 1         | 0  | 50        | 0  | 9         | 0  | 3         | 0  | 63        | 0  | 0         | 0  | 0         | 0 | 1         | 0  | 0           | 0  | 1         | 0  | 64          | 0  |
| Fannin      | 3         | 0  | 55        | 0  | 29        | 0  | 11        | 1  | 98        | 0  | 0         | 0  | 3         | 0 | 1         | 0  | 1           | 1  | 5         | 0  | 103         | 0  |
| Fayette     | 11        | 0  | 53        | 0  | 34        | 0  | 11        | 1  | 109       | 0  | 0         | 0  | 5         | 0 | 3         | 0  | 0           | 0  | 8         | 0  | 117         | 0  |
| Floyd       | 41        | 1  | 416       | 2  | 179       | 2  | 22        | 1  | 658       | 2  | 3         | 2  | 53        | 3 | 24        | 3  | 3           | 4  | 83        | 3  | 741         | 2  |
| Forsyth     | 5         | 0  | 80        | 0  | 38        | 0  | 8         | 0  | 131       | 0  | 0         | 0  | 8         | 0 | 6         | 1  | 1           | 1  | 15        | 1  | 146         | 0  |
| Franklin    | 9         | 0  | 63        | 0  | 31        | 0  | 6         | 0  | 109       | 0  | 0         | 0  | 4         | 0 | 2         | 0  | 0           | 0  | 6         | 0  | 115         | 0  |
| Fulton      | 343       | 11 | 3132      | 13 | 1523      | 14 | 210       | 13 | 5208      | 13 | 20        | 13 | 155       | 8 | 105       | 12 | 11          | 14 | 291       | 10 | 5499        | 13 |
| Gilmer      | 10        | 0  | 60        | 0  | 39        | 0  | 18        | 1  | 127       | 0  | 0         | 0  | 7         | 0 | 3         | 0  | 0           | 0  | 10        | 0  | 137         | 0  |
| Glascocock  | 2         | 0  | 2         | 0  | 3         | 0  | 0         | 0  | 7         | 0  | 0         | 0  | 0         | 0 | 0         | 0  | 0           | 0  | 0         | 0  | 7           | 0  |
| Glynn       | 27        | 1  | 259       | 1  | 108       | 1  | 18        | 1  | 412       | 1  | 2         | 1  | 16        | 1 | 6         | 1  | 1           | 1  | 25        | 1  | 437         | 1  |
| Gordon      | 14        | 0  | 166       | 1  | 67        | 1  | 14        | 1  | 261       | 1  | 1         | 1  | 14        | 1 | 8         | 1  | 0           | 0  | 23        | 1  | 284         | 1  |
| Grady       | 22        | 1  | 136       | 1  | 47        | 0  | 6         | 0  | 211       | 1  | 0         | 0  | 14        | 1 | 4         | 0  | 0           | 0  | 18        | 1  | 229         | 1  |
| Greene      | 9         | 0  | 61        | 0  | 15        | 0  | 4         | 0  | 89        | 0  | 0         | 0  | 1         | 0 | 3         | 0  | 1           | 1  | 5         | 0  | 94          | 0  |
| Gwinnett    | 103       | 3  | 565       | 2  | 272       | 3  | 47        | 3  | 987       | 2  | 7         | 4  | 51        | 3 | 26        | 3  | 0           | 0  | 84        | 3  | 1071        | 2  |
| Habersham   | 7         | 0  | 44        | 0  | 35        | 0  | 3         | 0  | 89        | 0  | 1         | 1  | 5         | 0 | 2         | 0  | 0           | 0  | 8         | 0  | 97          | 0  |
| Hall        | 40        | 1  | 316       | 1  | 193       | 2  | 40        | 2  | 589       | 1  | 3         | 2  | 36        | 2 | 15        | 2  | 2           | 2  | 56        | 2  | 645         | 2  |
| Hancock     | 2         | 0  | 35        | 0  | 18        | 0  | 3         | 0  | 58        | 0  | 0         | 0  | 1         | 0 | 1         | 0  | 0           | 0  | 2         | 0  | 60          | 0  |
| Haralson    | 8         | 0  | 55        | 0  | 34        | 0  | 6         | 0  | 103       | 0  | 0         | 0  | 10        | 1 | 2         | 0  | 0           | 0  | 12        | 0  | 115         | 0  |

(continued)

Inmate statistical profile

Sample: ACTIVE PRISONERS EXCLUDING JAIL  
Active inmates 08/21/2002

Requestor: DECISION SUPPORT

Home County by current age & sex (continued)

| Home County | M E N     |   |           |   |           |   |           |   | W O M E N |   |           |   |           |   |           |   | Grand Total | % |           |   |             |   |
|-------------|-----------|---|-----------|---|-----------|---|-----------|---|-----------|---|-----------|---|-----------|---|-----------|---|-------------|---|-----------|---|-------------|---|
|             | Age 00-21 | % | Age 22-39 | % | Age 40-54 | % | Age 55-99 | % | Men Total | % | Age 00-21 | % | Age 22-39 | % | Age 40-54 | % |             |   | Age 55-99 | % | Women Total | % |
| Harris      | 5         | 0 | 59        | 0 | 29        | 0 | 2         | 0 | 95        | 0 | 1         | 1 | 2         | 0 | 0         | 0 | 0           | 0 | 3         | 0 | 98          | 0 |
| Hart        | 7         | 0 | 48        | 0 | 22        | 0 | 3         | 0 | 80        | 0 | 0         | 0 | 4         | 0 | 2         | 0 | 0           | 0 | 6         | 0 | 86          | 0 |
| Heard       | 4         | 0 | 22        | 0 | 14        | 0 | 9         | 1 | 49        | 0 | 0         | 0 | 2         | 0 | 0         | 0 | 0           | 0 | 2         | 0 | 51          | 0 |
| Henry       | 26        | 1 | 208       | 1 | 90        | 1 | 16        | 1 | 340       | 1 | 3         | 2 | 15        | 1 | 12        | 1 | 1           | 1 | 31        | 1 | 371         | 1 |
| Houston     | 47        | 2 | 278       | 1 | 133       | 1 | 11        | 1 | 469       | 1 | 2         | 1 | 22        | 1 | 14        | 2 | 0           | 0 | 38        | 1 | 507         | 1 |
| Irwin       | 11        | 0 | 48        | 0 | 22        | 0 | 4         | 0 | 85        | 0 | 0         | 0 | 2         | 0 | 1         | 0 | 0           | 0 | 3         | 0 | 88          | 0 |
| Jackson     | 10        | 0 | 103       | 0 | 61        | 1 | 20        | 1 | 194       | 0 | 2         | 1 | 14        | 1 | 4         | 0 | 1           | 1 | 21        | 1 | 215         | 1 |
| Jasper      | 5         | 0 | 33        | 0 | 17        | 0 | 4         | 0 | 59        | 0 | 1         | 1 | 0         | 0 | 0         | 0 | 0           | 0 | 1         | 0 | 60          | 0 |
| Jeff Davis  | 6         | 0 | 45        | 0 | 22        | 0 | 3         | 0 | 76        | 0 | 0         | 0 | 3         | 0 | 4         | 0 | 0           | 0 | 7         | 0 | 83          | 0 |
| Jefferson   | 9         | 0 | 68        | 0 | 25        | 0 | 4         | 0 | 106       | 0 | 1         | 1 | 3         | 0 | 1         | 0 | 0           | 0 | 5         | 0 | 111         | 0 |
| Jenkins     | 10        | 0 | 59        | 0 | 23        | 0 | 1         | 0 | 93        | 0 | 0         | 0 | 2         | 0 | 2         | 0 | 0           | 0 | 4         | 0 | 97          | 0 |
| Johnson     | 2         | 0 | 27        | 0 | 8         | 0 | 3         | 0 | 40        | 0 | 0         | 0 | 3         | 0 | 1         | 0 | 0           | 0 | 4         | 0 | 44          | 0 |
| Jones       | 6         | 0 | 34        | 0 | 15        | 0 | 1         | 0 | 56        | 0 | 2         | 1 | 2         | 0 | 0         | 0 | 0           | 0 | 4         | 0 | 60          | 0 |
| Lamar       | 3         | 0 | 45        | 0 | 30        | 0 | 5         | 0 | 83        | 0 | 0         | 0 | 2         | 0 | 4         | 0 | 0           | 0 | 6         | 0 | 89          | 0 |
| Lanier      | 3         | 0 | 32        | 0 | 5         | 0 | 5         | 0 | 45        | 0 | 0         | 0 | 1         | 0 | 1         | 0 | 0           | 0 | 2         | 0 | 47          | 0 |
| Laurens     | 18        | 1 | 161       | 1 | 63        | 1 | 9         | 1 | 251       | 1 | 0         | 0 | 10        | 1 | 8         | 1 | 1           | 1 | 19        | 1 | 270         | 1 |
| Lee         | 2         | 0 | 25        | 0 | 12        | 0 | 3         | 0 | 42        | 0 | 0         | 0 | 3         | 0 | 1         | 0 | 0           | 0 | 4         | 0 | 46          | 0 |
| Liberty     | 27        | 1 | 147       | 1 | 34        | 0 | 6         | 0 | 214       | 1 | 0         | 0 | 7         | 0 | 3         | 0 | 1           | 1 | 11        | 0 | 225         | 1 |
| Lincoln     | 2         | 0 | 20        | 0 | 12        | 0 | 1         | 0 | 35        | 0 | 0         | 0 | 0         | 0 | 0         | 0 | 0           | 0 | 0         | 0 | 35          | 0 |
| Long        | 3         | 0 | 17        | 0 | 13        | 0 | 1         | 0 | 34        | 0 | 0         | 0 | 3         | 0 | 0         | 0 | 0           | 0 | 3         | 0 | 37          | 0 |
| Lowndes     | 33        | 1 | 298       | 1 | 129       | 1 | 18        | 1 | 478       | 1 | 0         | 0 | 24        | 1 | 11        | 1 | 1           | 1 | 36        | 1 | 514         | 1 |
| Lumpkin     | 3         | 0 | 37        | 0 | 22        | 0 | 6         | 0 | 68        | 0 | 0         | 0 | 1         | 0 | 0         | 0 | 0           | 0 | 1         | 0 | 69          | 0 |
| Macon       | 4         | 0 | 37        | 0 | 16        | 0 | 4         | 0 | 61        | 0 | 0         | 0 | 1         | 0 | 4         | 0 | 1           | 1 | 6         | 0 | 67          | 0 |
| Madison     | 4         | 0 | 74        | 0 | 24        | 0 | 8         | 0 | 110       | 0 | 0         | 0 | 6         | 0 | 1         | 0 | 0           | 0 | 7         | 0 | 117         | 0 |
| Marion      | 4         | 0 | 22        | 0 | 11        | 0 | 1         | 0 | 38        | 0 | 0         | 0 | 1         | 0 | 0         | 0 | 0           | 0 | 1         | 0 | 39          | 0 |
| McDuffie    | 6         | 0 | 79        | 0 | 39        | 0 | 8         | 0 | 132       | 0 | 1         | 1 | 2         | 0 | 1         | 0 | 0           | 0 | 4         | 0 | 136         | 0 |
| McIntosh    | 5         | 0 | 43        | 0 | 22        | 0 | 1         | 0 | 71        | 0 | 0         | 0 | 1         | 0 | 0         | 0 | 0           | 0 | 1         | 0 | 72          | 0 |
| Meriwether  | 17        | 1 | 124       | 1 | 51        | 0 | 10        | 1 | 202       | 1 | 0         | 0 | 16        | 1 | 3         | 0 | 2           | 2 | 21        | 1 | 223         | 1 |
| Miller      | 1         | 0 | 14        | 0 | 8         | 0 | 1         | 0 | 24        | 0 | 0         | 0 | 3         | 0 | 0         | 0 | 0           | 0 | 3         | 0 | 27          | 0 |
| Mitchell    | 11        | 0 | 121       | 0 | 46        | 0 | 7         | 0 | 185       | 0 | 1         | 1 | 6         | 0 | 4         | 0 | 0           | 0 | 11        | 0 | 196         | 0 |
| Monroe      | 3         | 0 | 64        | 0 | 37        | 0 | 4         | 0 | 108       | 0 | 0         | 0 | 4         | 0 | 2         | 0 | 0           | 0 | 6         | 0 | 114         | 0 |
| Montgomery  | 4         | 0 | 30        | 0 | 8         | 0 | 1         | 0 | 43        | 0 | 0         | 0 | 4         | 0 | 1         | 0 | 0           | 0 | 5         | 0 | 48          | 0 |
| Morgan      | 8         | 0 | 37        | 0 | 16        | 0 | 7         | 0 | 68        | 0 | 0         | 0 | 3         | 0 | 2         | 0 | 0           | 0 | 5         | 0 | 73          | 0 |
| Murray      | 9         | 0 | 79        | 0 | 45        | 0 | 13        | 1 | 146       | 0 | 1         | 1 | 12        | 1 | 3         | 0 | 0           | 0 | 16        | 1 | 162         | 0 |
| Muscogee    | 131       | 4 | 837       | 3 | 368       | 3 | 52        | 3 | 1388      | 3 | 4         | 3 | 57        | 3 | 28        | 3 | 3           | 4 | 92        | 3 | 1480        | 3 |

(continued)

Inmate statistical profile

Sample: ACTIVE PRISONERS EXCLUDING JAIL  
Active inmates 08/21/2002

Requestor: DECISION SUPPORT

Home County by current age & sex (continued)

| Home County | M E N     |   |           |   |           |   |           |   | W O M E N |   |           |   |           |   |           |   | Grand Total | % |           |   |             |   |
|-------------|-----------|---|-----------|---|-----------|---|-----------|---|-----------|---|-----------|---|-----------|---|-----------|---|-------------|---|-----------|---|-------------|---|
|             | Age 00-21 | % | Age 22-39 | % | Age 40-54 | % | Age 55-99 | % | Men Total | % | Age 00-21 | % | Age 22-39 | % | Age 40-54 | % |             |   | Age 55-99 | % | Women Total | % |
| Newton      | 18        | 1 | 212       | 1 | 85        | 1 | 15        | 1 | 330       | 1 | 1         | 1 | 13        | 1 | 3         | 0 | 3           | 4 | 20        | 1 | 350         | 1 |
| Oconee      | 0         | 0 | 19        | 0 | 10        | 0 | 4         | 0 | 33        | 0 | 1         | 1 | 0         | 0 | 2         | 0 | 0           | 0 | 3         | 0 | 36          | 0 |
| Oglethorpe  | 1         | 0 | 33        | 0 | 9         | 0 | 1         | 0 | 44        | 0 | 0         | 0 | 4         | 0 | 0         | 0 | 0           | 0 | 4         | 0 | 48          | 0 |
| Paulding    | 18        | 1 | 87        | 0 | 59        | 1 | 7         | 0 | 171       | 0 | 1         | 1 | 9         | 0 | 6         | 1 | 2           | 2 | 18        | 1 | 189         | 0 |
| Peach       | 6         | 0 | 60        | 0 | 31        | 0 | 1         | 0 | 98        | 0 | 1         | 1 | 2         | 0 | 2         | 0 | 0           | 0 | 5         | 0 | 103         | 0 |
| Pickens     | 6         | 0 | 59        | 0 | 36        | 0 | 4         | 0 | 105       | 0 | 0         | 0 | 3         | 0 | 5         | 1 | 0           | 0 | 8         | 0 | 113         | 0 |
| Pierce      | 6         | 0 | 24        | 0 | 16        | 0 | 1         | 0 | 47        | 0 | 0         | 0 | 1         | 0 | 0         | 0 | 0           | 0 | 1         | 0 | 48          | 0 |
| Pike        | 3         | 0 | 19        | 0 | 19        | 0 | 2         | 0 | 43        | 0 | 0         | 0 | 0         | 0 | 1         | 0 | 0           | 0 | 1         | 0 | 44          | 0 |
| Polk        | 7         | 0 | 113       | 0 | 54        | 1 | 11        | 1 | 185       | 0 | 0         | 0 | 4         | 0 | 3         | 0 | 0           | 0 | 7         | 0 | 192         | 0 |
| Pulaski     | 16        | 1 | 52        | 0 | 20        | 0 | 2         | 0 | 90        | 0 | 0         | 0 | 6         | 0 | 0         | 0 | 1           | 1 | 7         | 0 | 97          | 0 |
| Putnam      | 10        | 0 | 66        | 0 | 32        | 0 | 6         | 0 | 114       | 0 | 0         | 0 | 4         | 0 | 3         | 0 | 0           | 0 | 7         | 0 | 121         | 0 |
| Quitman     | 0         | 0 | 6         | 0 | 0         | 0 | 0         | 0 | 6         | 0 | 0         | 0 | 0         | 0 | 1         | 0 | 0           | 0 | 1         | 0 | 7           | 0 |
| Rabun       | 4         | 0 | 35        | 0 | 18        | 0 | 0         | 0 | 57        | 0 | 0         | 0 | 2         | 0 | 0         | 0 | 0           | 0 | 2         | 0 | 59          | 0 |
| Randolph    | 4         | 0 | 47        | 0 | 11        | 0 | 1         | 0 | 63        | 0 | 0         | 0 | 3         | 0 | 3         | 0 | 0           | 0 | 6         | 0 | 69          | 0 |
| Richmond    | 155       | 5 | 1061      | 4 | 427       | 4 | 54        | 3 | 1697      | 4 | 7         | 4 | 102       | 6 | 42        | 5 | 3           | 4 | 154       | 5 | 1851        | 4 |
| Rockdale    | 16        | 1 | 132       | 1 | 67        | 1 | 12        | 1 | 227       | 1 | 1         | 1 | 7         | 0 | 5         | 1 | 0           | 0 | 13        | 0 | 240         | 1 |
| Schley      | 1         | 0 | 17        | 0 | 3         | 0 | 0         | 0 | 21        | 0 | 0         | 0 | 0         | 0 | 0         | 0 | 0           | 0 | 0         | 0 | 21          | 0 |
| Screven     | 5         | 0 | 66        | 0 | 23        | 0 | 5         | 0 | 99        | 0 | 2         | 1 | 9         | 0 | 2         | 0 | 1           | 1 | 14        | 0 | 113         | 0 |
| Seminole    | 5         | 0 | 41        | 0 | 21        | 0 | 2         | 0 | 69        | 0 | 0         | 0 | 3         | 0 | 2         | 0 | 0           | 0 | 5         | 0 | 74          | 0 |
| Spalding    | 52        | 2 | 366       | 1 | 144       | 1 | 23        | 1 | 585       | 1 | 2         | 1 | 28        | 2 | 12        | 1 | 2           | 2 | 44        | 2 | 629         | 1 |
| Stephens    | 8         | 0 | 92        | 0 | 46        | 0 | 6         | 0 | 152       | 0 | 1         | 1 | 5         | 0 | 5         | 1 | 0           | 0 | 11        | 0 | 163         | 0 |
| Stewart     | 2         | 0 | 21        | 0 | 10        | 0 | 1         | 0 | 34        | 0 | 1         | 1 | 1         | 0 | 0         | 0 | 0           | 0 | 2         | 0 | 36          | 0 |
| Sumter      | 18        | 1 | 127       | 1 | 54        | 1 | 5         | 0 | 204       | 1 | 0         | 0 | 8         | 0 | 3         | 0 | 0           | 0 | 11        | 0 | 215         | 1 |
| Talbot      | 8         | 0 | 25        | 0 | 9         | 0 | 0         | 0 | 42        | 0 | 1         | 1 | 0         | 0 | 2         | 0 | 0           | 0 | 3         | 0 | 45          | 0 |
| Taliaferro  | 1         | 0 | 10        | 0 | 3         | 0 | 0         | 0 | 14        | 0 | 0         | 0 | 0         | 0 | 1         | 0 | 0           | 0 | 1         | 0 | 15          | 0 |
| Tattnall    | 8         | 0 | 74        | 0 | 21        | 0 | 3         | 0 | 106       | 0 | 0         | 0 | 5         | 0 | 3         | 0 | 0           | 0 | 8         | 0 | 114         | 0 |
| Taylor      | 6         | 0 | 57        | 0 | 22        | 0 | 2         | 0 | 87        | 0 | 0         | 0 | 3         | 0 | 0         | 0 | 0           | 0 | 3         | 0 | 90          | 0 |
| Telfair     | 9         | 0 | 75        | 0 | 32        | 0 | 3         | 0 | 119       | 0 | 1         | 1 | 8         | 0 | 6         | 1 | 0           | 0 | 15        | 1 | 134         | 0 |
| Terrell     | 3         | 0 | 61        | 0 | 10        | 0 | 1         | 0 | 75        | 0 | 0         | 0 | 3         | 0 | 0         | 0 | 0           | 0 | 3         | 0 | 78          | 0 |
| Thomas      | 34        | 1 | 181       | 1 | 75        | 1 | 10        | 1 | 300       | 1 | 0         | 0 | 12        | 1 | 9         | 1 | 0           | 0 | 21        | 1 | 321         | 1 |
| Tift        | 25        | 1 | 169       | 1 | 91        | 1 | 9         | 1 | 294       | 1 | 3         | 2 | 9         | 0 | 2         | 0 | 1           | 1 | 15        | 1 | 309         | 1 |
| Toombs      | 27        | 1 | 147       | 1 | 54        | 1 | 4         | 0 | 232       | 1 | 2         | 1 | 16        | 1 | 6         | 1 | 1           | 1 | 25        | 1 | 257         | 1 |
| Towns       | 0         | 0 | 8         | 0 | 5         | 0 | 1         | 0 | 14        | 0 | 0         | 0 | 2         | 0 | 1         | 0 | 0           | 0 | 3         | 0 | 17          | 0 |
| Treutlen    | 3         | 0 | 28        | 0 | 13        | 0 | 0         | 0 | 44        | 0 | 0         | 0 | 1         | 0 | 1         | 0 | 0           | 0 | 2         | 0 | 46          | 0 |
| Troup       | 43        | 1 | 352       | 1 | 125       | 1 | 22        | 1 | 542       | 1 | 2         | 1 | 30        | 2 | 11        | 1 | 0           | 0 | 43        | 1 | 585         | 1 |

(continued)



Inmate statistical profile

Sample: ACTIVE PRISONERS EXCLUDING JAIL  
Active inmates 08/21/2002

Requestor: DECISION SUPPORT

Home County by current age & sex (continued)

| Home County      | M E N       |             |             |             |             |             |             |             | W O M E N   |               |           |  |  |  |  |  | Grand Total % |
|------------------|-------------|-------------|-------------|-------------|-------------|-------------|-------------|-------------|-------------|---------------|-----------|--|--|--|--|--|---------------|
|                  | Age 00-21 % | Age 22-39 % | Age 40-54 % | Age 55-99 % | Men Total % | Age 00-21 % | Age 22-39 % | Age 40-54 % | Age 55-99 % | Women Total % |           |  |  |  |  |  |               |
| Turner           | 10 0        | 48 0        | 26 0        | 1 0         | 85 0        | 0 0         | 1 0         | 1 0         | 0 0         | 2 0           | 87 0      |  |  |  |  |  |               |
| Twiggs           | 3 0         | 21 0        | 13 0        | 1 0         | 38 0        | 0 0         | 0 0         | 0 0         | 0 0         | 0 0           | 38 0      |  |  |  |  |  |               |
| Union            | 5 0         | 26 0        | 13 0        | 3 0         | 47 0        | 1 1         | 4 0         | 1 0         | 0 0         | 6 0           | 53 0      |  |  |  |  |  |               |
| Upton            | 21 1        | 100 0       | 50 0        | 9 1         | 180 0       | 1 1         | 13 1        | 3 0         | 0 0         | 17 1          | 197 0     |  |  |  |  |  |               |
| Walker           | 16 1        | 137 1       | 62 1        | 13 1        | 228 1       | 1 1         | 19 1        | 9 1         | 1 1         | 30 1          | 258 1     |  |  |  |  |  |               |
| Walton           | 18 1        | 167 1       | 72 1        | 12 1        | 269 1       | 0 0         | 14 1        | 7 1         | 1 1         | 22 1          | 291 1     |  |  |  |  |  |               |
| Ware             | 16 1        | 232 1       | 100 1       | 14 1        | 362 1       | 1 1         | 12 1        | 4 0         | 0 0         | 17 1          | 379 1     |  |  |  |  |  |               |
| Warren           | 5 0         | 20 0        | 16 0        | 2 0         | 43 0        | 1 1         | 1 0         | 1 0         | 0 0         | 3 0           | 46 0      |  |  |  |  |  |               |
| Washington       | 14 0        | 75 0        | 29 0        | 2 0         | 120 0       | 0 0         | 3 0         | 2 0         | 1 1         | 6 0           | 126 0     |  |  |  |  |  |               |
| Wayne            | 11 0        | 87 0        | 26 0        | 5 0         | 129 0       | 0 0         | 3 0         | 1 0         | 1 1         | 5 0           | 134 0     |  |  |  |  |  |               |
| Webster          | 1 0         | 7 0         | 2 0         | 0 0         | 10 0        | 0 0         | 0 0         | 0 0         | 0 0         | 0 0           | 10 0      |  |  |  |  |  |               |
| Wheeler          | 1 0         | 17 0        | 12 0        | 4 0         | 34 0        | 0 0         | 1 0         | 0 0         | 0 0         | 1 0           | 35 0      |  |  |  |  |  |               |
| White            | 4 0         | 30 0        | 17 0        | 2 0         | 53 0        | 0 0         | 3 0         | 2 0         | 0 0         | 5 0           | 58 0      |  |  |  |  |  |               |
| Whitfield        | 33 1        | 328 1       | 161 1       | 25 1        | 547 1       | 4 3         | 34 2        | 14 2        | 0 0         | 52 2          | 599 1     |  |  |  |  |  |               |
| Wilcox           | 2 0         | 29 0        | 12 0        | 5 0         | 48 0        | 1 1         | 5 0         | 0 0         | 0 0         | 6 0           | 54 0      |  |  |  |  |  |               |
| Wilkes           | 2 0         | 42 0        | 16 0        | 5 0         | 65 0        | 0 0         | 2 0         | 1 0         | 0 0         | 3 0           | 68 0      |  |  |  |  |  |               |
| Wilkinson        | 6 0         | 26 0        | 13 0        | 2 0         | 47 0        | 0 0         | 3 0         | 1 0         | 0 0         | 4 0           | 51 0      |  |  |  |  |  |               |
| Worth            | 3 0         | 80 0        | 36 0        | 6 0         | 125 0       | 0 0         | 5 0         | 1 0         | 0 0         | 6 0           | 131 0     |  |  |  |  |  |               |
| Total reported   | 3128 100    | 24494 100   | 10748 100   | 1680 100    | 40050 100   | 156 100     | 1836 100    | 844 100     | 81 100      | 2917 100      | 42967 100 |  |  |  |  |  |               |
| Percent reported | 91.0        | 91.8        | 90.5        | 88.7        | 91.2        | 94.0        | 92.7        | 94.1        | 95.3        | 93.3          | 91.4      |  |  |  |  |  |               |
| Not reported     | 309         | 2195        | 1125        | 213         | 3842        | 10          | 144         | 53          | 4           | 211           | 4053      |  |  |  |  |  |               |
| Total            | 3437        | 26689       | 11873       | 1893        | 43892       | 166         | 1980        | 897         | 85          | 3128          | 47020     |  |  |  |  |  |               |

Inmate statistical profile

Sample: ACTIVE PRISONERS EXCLUDING JAIL  
Active inmates 08/21/2002

Requestor: DECISION SUPPORT

Prison Sentence In Years by current age & sex

| Sentence In Years               | M E N       |             |             |             |             |             |             |             | W O M E N   |               |           |  |  |  |  |  | Grand Total % |
|---------------------------------|-------------|-------------|-------------|-------------|-------------|-------------|-------------|-------------|-------------|---------------|-----------|--|--|--|--|--|---------------|
|                                 | Age 00-21 % | Age 22-39 % | Age 40-54 % | Age 55-99 % | Men Total % | Age 00-21 % | Age 22-39 % | Age 40-54 % | Age 55-99 % | Women Total % |           |  |  |  |  |  |               |
| 0-1                             | 94 3        | 403 2       | 154 1       | 12 1        | 663 2       | 5 3         | 68 3        | 20 2        | 1 1         | 94 3          | 757 2     |  |  |  |  |  |               |
| 1.1-2                           | 262 8       | 942 4       | 388 3       | 44 2        | 1636 4      | 14 8        | 116 6       | 41 5        | 2 2         | 173 6         | 1809 4    |  |  |  |  |  |               |
| 2.1-3                           | 176 5       | 837 3       | 332 3       | 32 2        | 1377 3      | 8 5         | 144 7       | 54 6        | 3 4         | 209 7         | 1586 3    |  |  |  |  |  |               |
| 3.1-4                           | 293 9       | 1121 4      | 451 4       | 49 3        | 1914 4      | 21 13       | 181 9       | 78 9        | 5 6         | 285 9         | 2199 5    |  |  |  |  |  |               |
| 4.1-5                           | 228 7       | 977 4       | 367 3       | 41 2        | 1613 4      | 7 4         | 138 7       | 59 7        | 0 0         | 204 7         | 1817 4    |  |  |  |  |  |               |
| 5.1-6                           | 637 19      | 2922 11     | 1119 9      | 141 7       | 4819 11     | 41 25       | 319 16      | 139 16      | 12 14       | 511 16        | 5330 11   |  |  |  |  |  |               |
| 6.1-7                           | 161 5       | 950 4       | 323 3       | 33 2        | 1467 3      | 7 4         | 106 5       | 38 4        | 3 4         | 154 5         | 1621 3    |  |  |  |  |  |               |
| 7.1-8                           | 148 4       | 1067 4      | 365 3       | 56 3        | 1636 4      | 8 5         | 101 5       | 41 5        | 2 2         | 152 5         | 1788 4    |  |  |  |  |  |               |
| 8.1-9                           | 121 4       | 1072 4      | 342 3       | 48 3        | 1583 4      | 8 5         | 72 4        | 29 3        | 2 2         | 111 4         | 1694 4    |  |  |  |  |  |               |
| 9.1-10                          | 28 1        | 342 1       | 103 1       | 7 0         | 480 1       | 0 0         | 26 1        | 11 1        | 1 1         | 38 1          | 518 1     |  |  |  |  |  |               |
| 10.1-12                         | 662 19      | 4655 17     | 1466 12     | 236 12      | 7019 16     | 22 13       | 252 13      | 114 13      | 8 9         | 396 13        | 7415 16   |  |  |  |  |  |               |
| 12.1-15                         | 141 4       | 1791 7      | 624 5       | 89 5        | 2645 6      | 4 2         | 92 5        | 40 4        | 5 6         | 141 5         | 2786 6    |  |  |  |  |  |               |
| 15.1-20                         | 186 5       | 2829 11     | 1270 11     | 194 10      | 4479 10     | 4 2         | 106 5       | 64 7        | 8 9         | 182 6         | 4661 10   |  |  |  |  |  |               |
| 20.1-OVER                       | 134 4       | 3581 13     | 2174 18     | 372 20      | 6261 14     | 7 4         | 111 6       | 68 8        | 6 7         | 192 6         | 6453 14   |  |  |  |  |  |               |
| LIFE                            | 149 4       | 2948 11     | 2227 19     | 505 27      | 5829 13     | 10 6        | 123 6       | 97 11       | 27 32       | 257 8         | 6086 13   |  |  |  |  |  |               |
| DEATH                           | 0 0         | 53 0        | 55 0        | 10 1        | 118 0       | 0 0         | 1 0         | 0 0         | 0 0         | 1 0           | 119 0     |  |  |  |  |  |               |
| LIFE W/O PAROLE                 | 8 0         | 159 1       | 105 1       | 22 1        | 294 1       | 0 0         | 2 0         | 0 0         | 0 0         | 2 0           | 296 1     |  |  |  |  |  |               |
| YOUTHFUL OFFENDERS              | 0 0         | 3 0         | 0 0         | 0 0         | 3 0         | 0 0         | 0 0         | 0 0         | 0 0         | 0 0           | 3 0       |  |  |  |  |  |               |
| Total reported                  | 3428 100    | 26652 100   | 11865 100   | 1891 100    | 43836 100   | 166 100     | 1958 100    | 893 100     | 85 100      | 3102 100      | 46938 100 |  |  |  |  |  |               |
| Percent reported                | 99.7        | 99.9        | 99.9        | 99.9        | 99.9        | 100.0       | 98.9        | 99.6        | 100.0       | 99.2          | 99.8      |  |  |  |  |  |               |
| NOT REPORTED                    | 9           | 37          | 8           | 2           | 56          | 0           | 22          | 4           | 0           | 26            | 82        |  |  |  |  |  |               |
| Total                           | 3437        | 26689       | 11873       | 1893        | 43892       | 166         | 1980        | 897         | 85          | 3128          | 47020     |  |  |  |  |  |               |
| AVG EXCLUDING LIFE, DEATH, YO   | 7.34        | 11.13       | 12.78       | 14.45       | 11.34       | 6.68        | 7.43        | 8.30        | 9.35        | 7.68          | 11.08     |  |  |  |  |  |               |
| AVG INCLUDING LIFE=21, YO=3 YRS | 7.93        | 12.18       | 14.25       | 16.08       | 12.57       | 7.54        | 8.28        | 9.68        | 13.05       | 8.78          | 12.32     |  |  |  |  |  |               |

Inmate statistical profile

Sample: ACTIVE PRISONERS EXCLUDING JAIL  
Active inmates 08/21/2002

Requestor: DECISION SUPPORT

Probation To Follow Prison by current age & sex

| Prob After Prison   | M E N       |     |             |     |             |     |             |     | W O M E N   |     |             |     |             |     |             |     | Grand Total % |             |       |               |       |     |
|---------------------|-------------|-----|-------------|-----|-------------|-----|-------------|-----|-------------|-----|-------------|-----|-------------|-----|-------------|-----|---------------|-------------|-------|---------------|-------|-----|
|                     | Age 00-21 % |     | Age 22-39 % |     | Age 40-54 % |     | Age 55-99 % |     | Men Total % |     | Age 00-21 % |     | Age 22-39 % |     | Age 40-54 % |     |               | Age 55-99 % |       | Women Total % |       |     |
| PROBATION TO FOLLOW | 1731        | 50  | 11111       | 42  | 4526        | 38  | 654         | 35  | 18022       | 41  | 90          | 54  | 877         | 44  | 402         | 45  | 29            | 34          | 1398  | 45            | 19420 | 41  |
| NO PROBATION        | 1715        | 50  | 15614       | 59  | 7356        | 62  | 1241        | 66  | 25926       | 59  | 76          | 46  | 1126        | 57  | 499         | 56  | 56            | 66          | 1757  | 56            | 27683 | 59  |
| Total reported      | 3446        | 100 | 26725       | 100 | 11882       | 100 | 1895        | 100 | 43948       | 100 | 166         | 100 | 2003        | 100 | 901         | 100 | 85            | 100         | 3155  | 100           | 47103 | 100 |
| Percent reported    | 100.0       |     | 100.0       |     | 100.0       |     | 100.0       |     | 100.0       |     | 100.0       |     | 100.0       |     | 100.0       |     | 100.0         |             | 100.0 |               | 100.0 |     |
| NOT REPORTED        | 0           |     | 0           |     | 0           |     | 0           |     | 0           |     | 0           |     | 0           |     | 0           |     | 0             |             | 0     |               | 0     |     |
| Total               | 3437        |     | 26689       |     | 11873       |     | 1893        |     | 43892       |     | 166         |     | 1980        |     | 897         |     | 85            |             | 3128  |               | 47020 |     |

Inmate statistical profile

Sample: ACTIVE PRISONERS EXCLUDING JAIL  
Active inmates 08/21/2002

Requestor: DECISION SUPPORT

Admission Type by current age & sex

| Admission Type       | M E N     |     |           |     |           |     |           |     | W O M E N |     |           |     |           |     |           |     | Grand Total | %   |           |     |             |     |
|----------------------|-----------|-----|-----------|-----|-----------|-----|-----------|-----|-----------|-----|-----------|-----|-----------|-----|-----------|-----|-------------|-----|-----------|-----|-------------|-----|
|                      | Age 00-21 | %   | Age 22-39 | %   | Age 40-54 | %   | Age 55-99 | %   | Men Total | %   | Age 00-21 | %   | Age 22-39 | %   | Age 40-54 | %   |             |     | Age 55-99 | %   | Women Total | %   |
| COMMITTED FROM COURT | 2852      | 83  | 17942     | 67  | 7873      | 66  | 1430      | 76  | 30097     | 69  | 136       | 82  | 1287      | 66  | 589       | 66  | 70          | 82  | 2082      | 67  | 32179       | 69  |
| RETURN APPEAL/BOND   | 0         | 0   | 7         | 0   | 4         | 0   | 0         | 0   | 11        | 0   | 0         | 0   | 0         | 0   | 0         | 0   | 0           | 0   | 0         | 0   | 11          | 0   |
| PAROLE REV/NEW SENT  | 93        | 3   | 3570      | 13  | 1804      | 15  | 200       | 11  | 5667      | 13  | 4         | 2   | 171       | 9   | 95        | 11  | 4           | 5   | 274       | 9   | 5941        | 13  |
| PAR REV/NO NEW SENT  | 24        | 1   | 859       | 3   | 412       | 3   | 55        | 3   | 1350      | 3   | 3         | 2   | 83        | 4   | 32        | 4   | 2           | 2   | 120       | 4   | 1470        | 3   |
| PROB VIOL/TOTAL REV  | 0         | 0   | 0         | 0   | 1         | 0   | 0         | 0   | 1         | 0   | 0         | 0   | 0         | 0   | 0         | 0   | 0           | 0   | 0         | 0   | 1           | 0   |
| PROB VIOL/PARTIAL    | 183       | 5   | 1275      | 5   | 533       | 4   | 42        | 2   | 2033      | 5   | 6         | 4   | 156       | 8   | 70        | 8   | 0           | 0   | 232       | 7   | 2265        | 5   |
| ADMIT FM OTHER CUST  | 0         | 0   | 15        | 0   | 9         | 0   | 5         | 0   | 29        | 0   | 0         | 0   | 0         | 0   | 0         | 0   | 0           | 0   | 0         | 0   | 29          | 0   |
| SHOCK INCARCERATION  | 0         | 0   | 0         | 0   | 0         | 0   | 0         | 0   | 0         | 0   | 0         | 0   | 0         | 0   | 0         | 0   | 0           | 0   | 0         | 0   | 0           | 0   |
| PROB REV/REMAINDER   | 250       | 7   | 2544      | 10  | 912       | 8   | 101       | 5   | 3807      | 9   | 14        | 8   | 237       | 12  | 99        | 11  | 9           | 11  | 359       | 12  | 4166        | 9   |
| NEW SENT/PAR REV PND | 4         | 0   | 86        | 0   | 46        | 0   | 7         | 0   | 143       | 0   | 1         | 1   | 7         | 0   | 4         | 0   | 0           | 0   | 12        | 0   | 155         | 0   |
| LIFE W/O PAROLE      | 3         | 0   | 99        | 0   | 60        | 1   | 14        | 1   | 176       | 0   | 0         | 0   | 0         | 0   | 0         | 0   | 0           | 0   | 0         | 0   | 176         | 0   |
| PAROLE REV BOOT CAMP | 0         | 0   | 3         | 0   | 2         | 0   | 0         | 0   | 5         | 0   | 0         | 0   | 0         | 0   | 0         | 0   | 0           | 0   | 0         | 0   | 5           | 0   |
| PAR REV/RSN UNKNOWN  | 0         | 0   | 12        | 0   | 54        | 0   | 27        | 1   | 93        | 0   | 0         | 0   | 0         | 0   | 0         | 0   | 0           | 0   | 0         | 0   | 93          | 0   |
| PROBATION/PAROLE REV | 0         | 0   | 0         | 0   | 0         | 0   | 0         | 0   | 0         | 0   | 0         | 0   | 0         | 0   | 0         | 0   | 0           | 0   | 0         | 0   | 0           | 0   |
| PB PAROLE RESCINDED  | 0         | 0   | 5         | 0   | 1         | 0   | 0         | 0   | 6         | 0   | 0         | 0   | 0         | 0   | 0         | 0   | 0           | 0   | 0         | 0   | 6           | 0   |
| PROB REVOC/SPEC COND | 7         | 0   | 46        | 0   | 31        | 0   | 3         | 0   | 87        | 0   | 2         | 1   | 17        | 1   | 4         | 0   | 0           | 0   | 23        | 1   | 110         | 0   |
| PAR REV/REVOC CENTER | 4         | 0   | 177       | 1   | 116       | 1   | 7         | 0   | 304       | 1   | 0         | 0   | 0         | 0   | 0         | 0   | 0           | 0   | 0         | 0   | 304         | 1   |
| INFORMATION ONLY     | 0         | 0   | 0         | 0   | 0         | 0   | 0         | 0   | 0         | 0   | 0         | 0   | 0         | 0   | 0         | 0   | 0           | 0   | 0         | 0   | 0           | 0   |
| INCOMPLETE SENT PKG  | 0         | 0   | 0         | 0   | 0         | 0   | 0         | 0   | 0         | 0   | 0         | 0   | 0         | 0   | 0         | 0   | 0           | 0   | 0         | 0   | 0           | 0   |
| HANCOCK REVOC CENTER | 0         | 0   | 2         | 0   | 0         | 0   | 0         | 0   | 2         | 0   | 0         | 0   | 0         | 0   | 0         | 0   | 0           | 0   | 0         | 0   | 2           | 0   |
| WHITWORTH DETENTION  | 1         | 0   | 11        | 0   | 9         | 0   | 0         | 0   | 21        | 0   | 0         | 0   | 0         | 0   | 0         | 0   | 0           | 0   | 0         | 0   | 21          | 0   |
| DCYS AT RISK         | 7         | 0   | 3         | 0   | 0         | 0   | 0         | 0   | 10        | 0   | 0         | 0   | 0         | 0   | 0         | 0   | 0           | 0   | 0         | 0   | 10          | 0   |
| OTHER                | 0         | 0   | 0         | 0   | 0         | 0   | 0         | 0   | 0         | 0   | 0         | 0   | 0         | 0   | 0         | 0   | 0           | 0   | 0         | 0   | 0           | 0   |
| Total reported       | 3428      | 100 | 26656     | 100 | 11867     | 100 | 1891      | 100 | 43842     | 100 | 166       | 100 | 1958      | 100 | 893       | 100 | 85          | 100 | 3102      | 100 | 46944       | 100 |
| Percent reported     | 99.7      |     | 99.9      |     | 99.9      |     | 99.9      |     | 99.9      |     | 100.0     |     | 98.9      |     | 99.6      |     | 100.0       |     | 99.2      |     | 99.8        |     |
| UNKNOWN              | 9         |     | 33        |     | 6         |     | 2         |     | 50        |     | 0         |     | 22        |     | 4         |     | 0           |     | 26        |     | 76          |     |
| Total                | 3437      |     | 26689     |     | 11873     |     | 1893      |     | 43892     |     | 166       |     | 1980      |     | 897       |     | 85          |     | 3128      |     | 47020       |     |

Inmate statistical profile

Sample: ACTIVE PRISONERS EXCLUDING JAIL  
Active inmates 08/21/2002

Requestor: DECISION SUPPORT

Release Type by current age & sex

| Release Type     | M E N       |             |             |             |             |             |             |             | W O M E N   |               |     |     |      |     |     |     | Grand Total % |     |      |     |       |     |
|------------------|-------------|-------------|-------------|-------------|-------------|-------------|-------------|-------------|-------------|---------------|-----|-----|------|-----|-----|-----|---------------|-----|------|-----|-------|-----|
|                  | Age 00-21 % | Age 22-39 % | Age 40-54 % | Age 55-99 % | Men Total % | Age 00-21 % | Age 22-39 % | Age 40-54 % | Age 55-99 % | Women Total % |     |     |      |     |     |     |               |     |      |     |       |     |
| PAROLE           | 9           | 0           | 33          | 0           | 6           | 0           | 2           | 0           | 50          | 0             | 0   | 0   | 22   | 1   | 4   | 0   | 0             | 0   | 26   | 1   | 76    | 0   |
| SENTENCE EXPIRED | 0           | 0           | 0           | 0           | 1           | 0           | 0           | 0           | 1           | 0             | 0   | 0   | 0    | 0   | 0   | 0   | 0             | 0   | 0    | 0   | 1     | 0   |
| Active           | 3437        | 100         | 26689       | 100         | 11872       | 100         | 1893        | 100         | 43891       | 100           | 166 | 100 | 1980 | 100 | 897 | 100 | 85            | 100 | 3128 | 100 | 47019 | 100 |
| Total            | 3437        |             | 26689       |             | 11873       |             | 1893        |             | 43892       |               | 166 |     | 1980 |     | 897 |     | 85            |     | 3128 |     | 47020 |     |

Inmate statistical profile

Sample: ACTIVE PRISONERS EXCLUDING JAIL  
Active inmates 08/21/2002

Requestor: DECISION SUPPORT

Inst By Group by current age & sex

| Inst By Group         | M E N       |             |              |             |              |             |             |             | W O M E N    |               |            |            |             |            |            |            | Grand Total % |            |             |            |              |            |
|-----------------------|-------------|-------------|--------------|-------------|--------------|-------------|-------------|-------------|--------------|---------------|------------|------------|-------------|------------|------------|------------|---------------|------------|-------------|------------|--------------|------------|
|                       | Age 00-21 % | Age 22-39 % | Age 40-54 %  | Age 55-99 % | Men Total %  | Age 00-21 % | Age 22-39 % | Age 40-54 % | Age 55-99 %  | Women Total % |            |            |             |            |            |            |               |            |             |            |              |            |
| County jails          | 0           | 0           | 0            | 0           | 0            | 0           | 0           | 0           | 0            | 0             | 0          | 0          | 0           | 0          | 0          | 0          | 0             | 0          |             |            |              |            |
| Transitional centers  | 14          | 0           | 425          | 2           | 265          | 2           | 18          | 1           | 722          | 2             | 5          | 3          | 135         | 7          | 55         | 6          | 3             | 4          | 198         | 6          | 920          | 2          |
| County camps          | 462         | 13          | 3483         | 13          | 799          | 7           | 29          | 2           | 4773         | 11            | 0          | 0          | 0           | 0          | 0          | 0          | 0             | 0          | 0           | 0          | 4773         | 10         |
| Inmate boot camps     | 170         | 5           | 374          | 1           | 0            | 0           | 0           | 0           | 544          | 1             | 0          | 0          | 0           | 0          | 0          | 0          | 0             | 0          | 0           | 0          | 544          | 1          |
| State prisons         | 2435        | 71          | 19535        | 73          | 9559         | 81          | 1678        | 89          | 33207        | 76            | 161        | 97         | 1845        | 93         | 842        | 94         | 82            | 96         | 2930        | 94         | 36137        | 77         |
| Private prisons       | 353         | 10          | 2817         | 11          | 1228         | 10          | 166         | 9           | 4564         | 10            | 0          | 0          | 0           | 0          | 0          | 0          | 0             | 0          | 0           | 0          | 4564         | 10         |
| Other                 | 3           | 0           | 17           | 0           | 1            | 0           | 0           | 0           | 21           | 0             | 0          | 0          | 0           | 0          | 0          | 0          | 0             | 0          | 0           | 0          | 21           | 0          |
| <b>Total reported</b> | <b>3437</b> | <b>100</b>  | <b>26651</b> | <b>100</b>  | <b>11852</b> | <b>100</b>  | <b>1891</b> | <b>100</b>  | <b>43831</b> | <b>100</b>    | <b>166</b> | <b>100</b> | <b>1980</b> | <b>100</b> | <b>897</b> | <b>100</b> | <b>85</b>     | <b>100</b> | <b>3128</b> | <b>100</b> | <b>46959</b> | <b>100</b> |
| Percent reported      | 100.0       |             | 100.0        |             | 100.0        |             | 99.9        |             | 100.0        |               | 100.0      |            | 100.0       |            | 100.0      |            | 100.0         |            | 100.0       |            | 100.0        |            |
| Not reported          | 0           |             | 0            |             | 0            |             | 1           |             | 1            |               | 0          |            | 0           |            | 0          |            | 0             |            | 0           |            | 1            |            |
| <b>Total</b>          | <b>3437</b> |             | <b>26689</b> |             | <b>11873</b> |             | <b>1893</b> |             | <b>43892</b> |               | <b>166</b> |            | <b>1980</b> |            | <b>897</b> |            | <b>85</b>     |            | <b>3128</b> |            | <b>47020</b> |            |

Inmate statistical profile

Sample: ACTIVE PRISONERS EXCLUDING JAIL  
Active inmates 08/21/2002

Requestor: DECISION SUPPORT

Institution by current age & sex

| Institution          | M E N     |       |           |       |           |       |           |       | W O M E N |       |           |       |           |       |           |         | Grand Total | % |
|----------------------|-----------|-------|-----------|-------|-----------|-------|-----------|-------|-----------|-------|-----------|-------|-----------|-------|-----------|---------|-------------|---|
|                      | Age 00-21 | Age % | Age 22-39 | Age % | Age 40-54 | Age % | Age 55-99 | Men % | Age 00-21 | Age % | Age 22-39 | Age % | Age 40-54 | Age % | Age 55-99 | Women % |             |   |
| Albany Trans Ctr     | 3         | 0     | 94        | 0     | 50        | 0     | 2         | 0     | 149       | 0     | 0         | 0     | 0         | 0     | 0         | 0       | 149         | 0 |
| Atlanta Trans Ctr(M) | 4         | 0     | 131       | 0     | 97        | 1     | 8         | 0     | 240       | 1     | 0         | 0     | 0         | 0     | 0         | 0       | 240         | 1 |
| Macon Trans Ctr      | 3         | 0     | 80        | 0     | 44        | 0     | 2         | 0     | 129       | 0     | 0         | 0     | 0         | 0     | 0         | 0       | 129         | 0 |
| Metro Trans Ctr (W)  | 0         | 0     | 0         | 0     | 0         | 0     | 0         | 0     | 0         | 0     | 4         | 2     | 85        | 4     | 35        | 4       | 125         | 4 |
| Savannah Mens TC     | 4         | 0     | 120       | 0     | 74        | 1     | 6         | 0     | 204       | 0     | 0         | 0     | 0         | 0     | 0         | 0       | 204         | 0 |
| Savannah Womens TC   | 0         | 0     | 0         | 0     | 0         | 0     | 0         | 0     | 0         | 0     | 1         | 1     | 50        | 3     | 20        | 2       | 73          | 2 |
| Augusta Trans Ctr    | 0         | 0     | 38        | 0     | 21        | 0     | 1         | 0     | 60        | 0     | 0         | 0     | 0         | 0     | 0         | 0       | 60          | 0 |
| Central State Hosp   | 3         | 0     | 17        | 0     | 1         | 0     | 0         | 0     | 21        | 0     | 0         | 0     | 0         | 0     | 0         | 0       | 21          | 0 |
| Bulloch County       | 21        | 1     | 93        | 0     | 30        | 0     | 1         | 0     | 145       | 0     | 0         | 0     | 0         | 0     | 0         | 0       | 145         | 0 |
| Carroll County       | 32        | 1     | 149       | 1     | 33        | 0     | 1         | 0     | 215       | 0     | 0         | 0     | 0         | 0     | 0         | 0       | 215         | 0 |
| Clarke County        | 4         | 0     | 71        | 0     | 23        | 0     | 0         | 0     | 98        | 0     | 0         | 0     | 0         | 0     | 0         | 0       | 98          | 0 |
| Colquitt County      | 23        | 1     | 123       | 0     | 30        | 0     | 0         | 0     | 176       | 0     | 0         | 0     | 0         | 0     | 0         | 0       | 176         | 0 |
| Coweta County        | 18        | 1     | 121       | 0     | 45        | 0     | 2         | 0     | 186       | 0     | 0         | 0     | 0         | 0     | 0         | 0       | 186         | 0 |
| Decatur County       | 11        | 0     | 135       | 1     | 38        | 0     | 0         | 0     | 184       | 0     | 0         | 0     | 0         | 0     | 0         | 0       | 184         | 0 |
| Effingham County     | 20        | 1     | 184       | 1     | 39        | 0     | 1         | 0     | 244       | 1     | 0         | 0     | 0         | 0     | 0         | 0       | 244         | 1 |
| Floyd County         | 17        | 0     | 152       | 1     | 42        | 0     | 2         | 0     | 213       | 0     | 0         | 0     | 0         | 0     | 0         | 0       | 213         | 0 |
| Gwinnett County      | 20        | 1     | 90        | 0     | 13        | 0     | 1         | 0     | 124       | 0     | 0         | 0     | 0         | 0     | 0         | 0       | 124         | 0 |
| Hall County          | 19        | 1     | 190       | 1     | 27        | 0     | 2         | 0     | 238       | 1     | 0         | 0     | 0         | 0     | 0         | 0       | 238         | 1 |
| Harris County        | 6         | 0     | 75        | 0     | 15        | 0     | 0         | 0     | 96        | 0     | 0         | 0     | 0         | 0     | 0         | 0       | 96          | 0 |
| Jackson County       | 21        | 1     | 122       | 0     | 30        | 0     | 1         | 0     | 174       | 0     | 0         | 0     | 0         | 0     | 0         | 0       | 174         | 0 |
| Jefferson County     | 18        | 1     | 130       | 0     | 26        | 0     | 1         | 0     | 175       | 0     | 0         | 0     | 0         | 0     | 0         | 0       | 175         | 0 |
| Mitchell County      | 8         | 0     | 76        | 0     | 25        | 0     | 0         | 0     | 109       | 0     | 0         | 0     | 0         | 0     | 0         | 0       | 109         | 0 |
| Muscogee County      | 42        | 1     | 356       | 1     | 77        | 1     | 1         | 0     | 476       | 1     | 0         | 0     | 0         | 0     | 0         | 0       | 476         | 1 |
| Richmond County      | 17        | 0     | 153       | 1     | 33        | 0     | 3         | 0     | 206       | 0     | 0         | 0     | 0         | 0     | 0         | 0       | 206         | 0 |
| Screven County       | 13        | 0     | 112       | 0     | 21        | 0     | 0         | 0     | 146       | 0     | 0         | 0     | 0         | 0     | 0         | 0       | 146         | 0 |
| Spalding County      | 26        | 1     | 270       | 1     | 76        | 1     | 3         | 0     | 375       | 1     | 0         | 0     | 0         | 0     | 0         | 0       | 375         | 1 |
| Stewart County       | 14        | 0     | 66        | 0     | 13        | 0     | 1         | 0     | 94        | 0     | 0         | 0     | 0         | 0     | 0         | 0       | 94          | 0 |
| Sumter County        | 40        | 1     | 251       | 1     | 50        | 0     | 4         | 0     | 345       | 1     | 0         | 0     | 0         | 0     | 0         | 0       | 345         | 1 |
| Terrell County       | 17        | 0     | 93        | 0     | 27        | 0     | 0         | 0     | 137       | 0     | 0         | 0     | 0         | 0     | 0         | 0       | 137         | 0 |
| Thomas County        | 12        | 0     | 103       | 0     | 16        | 0     | 2         | 0     | 133       | 0     | 0         | 0     | 0         | 0     | 0         | 0       | 133         | 0 |
| Troup County         | 21        | 1     | 204       | 1     | 41        | 0     | 1         | 0     | 267       | 1     | 0         | 0     | 0         | 0     | 0         | 0       | 267         | 1 |
| Clayton County       | 22        | 1     | 164       | 1     | 29        | 0     | 2         | 0     | 217       | 0     | 0         | 0     | 0         | 0     | 0         | 0       | 217         | 0 |
| Ware Prison          | 71        | 2     | 683       | 3     | 251       | 2     | 34        | 2     | 1039      | 2     | 0         | 0     | 0         | 0     | 0         | 0       | 1039        | 2 |
| Lowndes Prison       | 34        | 1     | 218       | 1     | 47        | 0     | 1         | 0     | 300       | 1     | 0         | 0     | 0         | 0     | 0         | 0       | 300         | 1 |
| Dodge Prison         | 50        | 1     | 647       | 2     | 395       | 3     | 56        | 3     | 1148      | 3     | 0         | 0     | 0         | 0     | 0         | 0       | 1148        | 2 |
| Phillips Prison      | 30        | 1     | 429       | 2     | 275       | 2     | 51        | 3     | 785       | 2     | 0         | 0     | 0         | 0     | 0         | 0       | 785         | 2 |

(continued)

Inmate statistical profile

Sample: ACTIVE PRISONERS EXCLUDING JAIL  
Active inmates 08/21/2002

Requestor: DECISION SUPPORT

Institution by current age & sex (CONTINUED)

| Institution           | M E N     |    |           |   |           |   |           |    | W O M E N |   |           |    |           |    |           |    | Grand Total | %  |           |      |             |   |
|-----------------------|-----------|----|-----------|---|-----------|---|-----------|----|-----------|---|-----------|----|-----------|----|-----------|----|-------------|----|-----------|------|-------------|---|
|                       | Age 00-21 | %  | Age 22-39 | % | Age 40-54 | % | Age 55-99 | %  | Men Total | % | Age 00-21 | %  | Age 22-39 | %  | Age 40-54 | %  |             |    | Age 55-99 | %    | Women Total | % |
| Walker Prison         | 34        | 1  | 368       | 1 | 192       | 2 | 28        | 1  | 622       | 1 | 0         | 0  | 0         | 0  | 0         | 0  | 0           | 0  | 0         | 622  | 1           |   |
| Wayne Prison          | 6         | 0  | 103       | 0 | 77        | 1 | 4         | 0  | 190       | 0 | 0         | 0  | 0         | 0  | 0         | 0  | 0           | 0  | 0         | 190  | 0           |   |
| Arrendale Prison      | 424       | 12 | 582       | 2 | 191       | 2 | 16        | 1  | 1213      | 3 | 0         | 0  | 0         | 0  | 0         | 0  | 0           | 0  | 0         | 1213 | 3           |   |
| Montgomery Prison     | 30        | 1  | 266       | 1 | 81        | 1 | 9         | 0  | 386       | 1 | 0         | 0  | 0         | 0  | 0         | 0  | 0           | 0  | 0         | 386  | 1           |   |
| Lee Prison            | 40        | 1  | 448       | 2 | 218       | 2 | 18        | 1  | 724       | 2 | 0         | 0  | 0         | 0  | 0         | 0  | 0           | 0  | 0         | 724  | 2           |   |
| Putnam Prison         | 18        | 1  | 91        | 0 | 26        | 0 | 1         | 0  | 136       | 0 | 0         | 0  | 0         | 0  | 0         | 0  | 0           | 0  | 0         | 136  | 0           |   |
| Georgia State Prison  | 27        | 1  | 803       | 3 | 322       | 3 | 46        | 2  | 1198      | 3 | 0         | 0  | 0         | 0  | 0         | 0  | 0           | 0  | 0         | 1198 | 3           |   |
| Mens Prison           | 6         | 0  | 125       | 0 | 247       | 2 | 283       | 15 | 661       | 2 | 0         | 0  | 0         | 0  | 0         | 0  | 0           | 0  | 0         | 661  | 1           |   |
| Jackson Prison-Diag   | 170       | 5  | 907       | 3 | 437       | 4 | 59        | 3  | 1573      | 4 | 0         | 0  | 0         | 0  | 0         | 0  | 0           | 0  | 0         | 1573 | 3           |   |
| Jackson Prison-Perm   | 3         | 0  | 137       | 1 | 99        | 1 | 12        | 1  | 251       | 1 | 0         | 0  | 0         | 0  | 0         | 0  | 0           | 0  | 0         | 251  | 1           |   |
| Coastal Prison        | 192       | 6  | 901       | 3 | 345       | 3 | 40        | 2  | 1478      | 3 | 0         | 0  | 0         | 0  | 0         | 0  | 0           | 0  | 0         | 1478 | 3           |   |
| Scott Prison          | 46        | 1  | 676       | 3 | 387       | 3 | 43        | 2  | 1152      | 3 | 0         | 0  | 0         | 0  | 0         | 0  | 0           | 0  | 0         | 1152 | 2           |   |
| Rivers Prison         | 53        | 2  | 655       | 2 | 353       | 3 | 42        | 2  | 1103      | 3 | 0         | 0  | 0         | 0  | 0         | 0  | 0           | 0  | 0         | 1103 | 2           |   |
| Rutledge Prison       | 27        | 1  | 266       | 1 | 246       | 2 | 46        | 2  | 585       | 1 | 0         | 0  | 0         | 0  | 0         | 0  | 0           | 0  | 0         | 585  | 1           |   |
| Central Prison        | 25        | 1  | 376       | 1 | 321       | 3 | 58        | 3  | 780       | 2 | 0         | 0  | 0         | 0  | 0         | 0  | 0           | 0  | 0         | 780  | 2           |   |
| Augusta Med Prison    | 52        | 2  | 584       | 2 | 350       | 3 | 108       | 6  | 1094      | 2 | 0         | 0  | 0         | 0  | 0         | 0  | 0           | 0  | 0         | 1094 | 2           |   |
| Rogers Prison         | 141       | 4  | 844       | 3 | 247       | 2 | 13        | 1  | 1245      | 3 | 0         | 0  | 0         | 0  | 0         | 0  | 0           | 0  | 0         | 1245 | 3           |   |
| Burruss Prison        | 24        | 1  | 181       | 1 | 78        | 1 | 14        | 1  | 297       | 1 | 0         | 0  | 0         | 0  | 0         | 0  | 0           | 0  | 0         | 297  | 1           |   |
| Bostick Prison        | 7         | 0  | 190       | 1 | 248       | 2 | 154       | 8  | 599       | 1 | 0         | 0  | 0         | 0  | 0         | 0  | 0           | 0  | 0         | 599  | 1           |   |
| Valdosta Prison       | 34        | 1  | 529       | 2 | 242       | 2 | 43        | 2  | 848       | 2 | 0         | 0  | 0         | 0  | 0         | 0  | 0           | 0  | 0         | 848  | 2           |   |
| Hays Prison           | 63        | 2  | 521       | 2 | 223       | 2 | 38        | 2  | 845       | 2 | 0         | 0  | 0         | 0  | 0         | 0  | 0           | 0  | 0         | 845  | 2           |   |
| Hancock Prison        | 60        | 2  | 710       | 3 | 349       | 3 | 51        | 3  | 1170      | 3 | 0         | 0  | 0         | 0  | 0         | 0  | 0           | 0  | 0         | 1170 | 2           |   |
| Telfair Prison        | 71        | 2  | 716       | 3 | 255       | 2 | 27        | 1  | 1069      | 2 | 0         | 0  | 0         | 0  | 0         | 0  | 0           | 0  | 0         | 1069 | 2           |   |
| Autry Prison          | 78        | 2  | 779       | 3 | 364       | 3 | 61        | 3  | 1282      | 3 | 0         | 0  | 0         | 0  | 0         | 0  | 0           | 0  | 0         | 1282 | 3           |   |
| Johnson Prison        | 53        | 2  | 497       | 2 | 247       | 2 | 28        | 1  | 825       | 2 | 0         | 0  | 0         | 0  | 0         | 0  | 0           | 0  | 0         | 825  | 2           |   |
| Wilcox Prison         | 63        | 2  | 768       | 3 | 462       | 4 | 53        | 3  | 1346      | 3 | 0         | 0  | 0         | 0  | 0         | 0  | 0           | 0  | 0         | 1346 | 3           |   |
| Calhoun Prison        | 84        | 2  | 804       | 3 | 314       | 3 | 41        | 2  | 1243      | 3 | 0         | 0  | 0         | 0  | 0         | 0  | 0           | 0  | 0         | 1243 | 3           |   |
| Dooly Prison          | 49        | 1  | 668       | 3 | 379       | 3 | 50        | 3  | 1146      | 3 | 0         | 0  | 0         | 0  | 0         | 0  | 0           | 0  | 0         | 1146 | 2           |   |
| Macon Prison          | 46        | 1  | 882       | 3 | 353       | 3 | 58        | 3  | 1339      | 3 | 0         | 0  | 1         | 0  | 0         | 0  | 0           | 1  | 0         | 1340 | 3           |   |
| Smith Prison          | 74        | 2  | 724       | 3 | 290       | 2 | 32        | 2  | 1120      | 3 | 0         | 0  | 0         | 0  | 0         | 0  | 0           | 0  | 0         | 1120 | 2           |   |
| Homerville Prison     | 4         | 0  | 113       | 0 | 66        | 1 | 5         | 0  | 188       | 0 | 0         | 0  | 0         | 0  | 0         | 0  | 0           | 0  | 0         | 188  | 0           |   |
| Washington Women Pris | 0         | 0  | 2         | 0 | 0         | 0 | 0         | 0  | 2         | 0 | 64        | 39 | 676       | 34 | 277       | 31 | 25          | 29 | 1042      | 33   | 1044        | 2 |
| Baldwin Prison        | 66        | 2  | 434       | 2 | 206       | 2 | 25        | 1  | 731       | 2 | 0         | 0  | 0         | 0  | 0         | 0  | 0           | 0  | 0         | 731  | 2           |   |
| Metro Womens Prison   | 0         | 0  | 1         | 0 | 0         | 0 | 0         | 0  | 1         | 0 | 38        | 23 | 518       | 26 | 265       | 30 | 31          | 36 | 852       | 27   | 853         | 2 |
| Pulaski Womens Pris   | 0         | 0  | 2         | 0 | 0         | 0 | 0         | 0  | 2         | 0 | 59        | 36 | 650       | 33 | 300       | 33 | 26          | 31 | 1035      | 33   | 1037        | 2 |

(continued)



Inmate statistical profile

Sample: ACTIVE PRISONERS EXCLUDING JAIL  
Active inmates 08/21/2002

Requestor: DECISION SUPPORT

Institution by current age & sex (CONTINUED)

| Institution           | M E N     |     |           |     |           |     |           |     | W O M E N |     |           |     |           |     |           |     | Grand Total | %   |           |     |             |     |
|-----------------------|-----------|-----|-----------|-----|-----------|-----|-----------|-----|-----------|-----|-----------|-----|-----------|-----|-----------|-----|-------------|-----|-----------|-----|-------------|-----|
|                       | Age 00-21 | %   | Age 22-39 | %   | Age 40-54 | %   | Age 55-99 | %   | Men Total | %   | Age 00-21 | %   | Age 22-39 | %   | Age 40-54 | %   |             |     | Age 55-99 | %   | Women Total | %   |
| Pelham PreTrans Unit  | 1         | 0   | 117       | 0   | 68        | 1   | 7         | 0   | 193       | 0   | 0         | 0   | 0         | 0   | 0         | 0   | 0           | 0   | 0         | 0   | 193         | 0   |
| Milan Prison          | 43        | 1   | 159       | 1   | 52        | 0   | 1         | 0   | 255       | 1   | 0         | 0   | 0         | 0   | 0         | 0   | 0           | 0   | 0         | 0   | 255         | 1   |
| D Ray James Prison    | 131       | 4   | 966       | 4   | 406       | 3   | 53        | 3   | 1556      | 4   | 0         | 0   | 0         | 0   | 0         | 0   | 0           | 0   | 0         | 0   | 1556        | 3   |
| Coffee Corr Facility  | 116       | 3   | 955       | 4   | 382       | 3   | 48        | 3   | 1501      | 3   | 0         | 0   | 0         | 0   | 0         | 0   | 0           | 0   | 0         | 0   | 1501        | 3   |
| Wheeler Corr Facility | 106       | 3   | 896       | 3   | 440       | 4   | 65        | 3   | 1507      | 3   | 0         | 0   | 0         | 0   | 0         | 0   | 0           | 0   | 0         | 0   | 1507        | 3   |
| Transfer Inst Unkn    | 0         | 0   | 0         | 0   | 0         | 0   | 1         | 0   | 1         | 0   | 0         | 0   | 0         | 0   | 0         | 0   | 0           | 0   | 0         | 0   | 1           | 0   |
| Ware Annex            | 31        | 1   | 153       | 1   | 47        | 0   | 5         | 0   | 236       | 1   | 0         | 0   | 0         | 0   | 0         | 0   | 0           | 0   | 0         | 0   | 236         | 1   |
| Phillips Annex        | 34        | 1   | 111       | 0   | 44        | 0   | 6         | 0   | 195       | 0   | 0         | 0   | 0         | 0   | 0         | 0   | 0           | 0   | 0         | 0   | 195         | 0   |
| Hays Annex            | 46        | 1   | 239       | 1   | 109       | 1   | 10        | 1   | 404       | 1   | 0         | 0   | 0         | 0   | 0         | 0   | 0           | 0   | 0         | 0   | 404         | 1   |
| Hancock Annex         | 25        | 1   | 126       | 0   | 56        | 0   | 1         | 0   | 208       | 0   | 0         | 0   | 0         | 0   | 0         | 0   | 0           | 0   | 0         | 0   | 208         | 0   |
| Burruss BC            | 49        | 1   | 92        | 0   | 0         | 0   | 0         | 0   | 141       | 0   | 0         | 0   | 0         | 0   | 0         | 0   | 0           | 0   | 0         | 0   | 141         | 0   |
| Hays BC               | 52        | 2   | 125       | 0   | 0         | 0   | 0         | 0   | 177       | 0   | 0         | 0   | 0         | 0   | 0         | 0   | 0           | 0   | 0         | 0   | 177         | 0   |
| Baldwin BC            | 69        | 2   | 157       | 1   | 0         | 0   | 0         | 0   | 226       | 1   | 0         | 0   | 0         | 0   | 0         | 0   | 0           | 0   | 0         | 0   | 226         | 0   |
| Total reported        | 3437      | 100 | 26689     | 100 | 11873     | 100 | 1893      | 100 | 43892     | 100 | 166       | 100 | 1980      | 100 | 897       | 100 | 85          | 100 | 3128      | 100 | 47020       | 100 |
| Percent reported      | 100.0     |     | 100.0     |     | 100.0     |     | 100.0     |     | 100.0     |     | 100.0     |     | 100.0     |     | 100.0     |     | 100.0       |     | 100.0     |     | 100.0       |     |
| Not Reported          | 0         |     | 0         |     | 0         |     | 0         |     | 0         |     | 0         |     | 0         |     | 0         |     | 0           |     | 0         |     | 0           |     |
| Total                 | 3437      |     | 26689     |     | 11873     |     | 1893      |     | 43892     |     | 166       |     | 1980      |     | 897       |     | 85          |     | 3128      |     | 47020       |     |

Inmate statistical profile

Sample: ACTIVE PRISONERS EXCLUDING JAIL  
Active inmates 08/21/2002

Requestor: DECISION SUPPORT

Misdemeanors And Felonies by current age & sex

| Crime Type       | M E N       |             |             |             |             |             |             |             | W O M E N   |               |       |     |      |     |      |     | Grand Total % |     |      |     |       |     |
|------------------|-------------|-------------|-------------|-------------|-------------|-------------|-------------|-------------|-------------|---------------|-------|-----|------|-----|------|-----|---------------|-----|------|-----|-------|-----|
|                  | Age 00-21 % | Age 22-39 % | Age 40-54 % | Age 55-99 % | Men Total % | Age 00-21 % | Age 22-39 % | Age 40-54 % | Age 55-99 % | Women Total % |       |     |      |     |      |     |               |     |      |     |       |     |
| MISDEMEANOR      | 0           | 0           | 11          | 0           | 6           | 0           | 1           | 0           | 18          | 0             | 0     | 0   | 1    | 0   | 1    | 0   | 0             | 0   | 2    | 0   | 20    | 0   |
| FELONY           | 3428        | 100         | 26642       | 100         | 11858       | 100         | 1890        | 100         | 43818       | 100           | 166   | 100 | 1956 | 100 | 892  | 100 | 85            | 100 | 3099 | 100 | 46917 | 100 |
| Total reported   | 3428        | 100         | 26653       | 100         | 11864       | 100         | 1891        | 100         | 43836       | 100           | 166   | 100 | 1957 | 100 | 893  | 100 | 85            | 100 | 3101 | 100 | 46937 | 100 |
| Percent reported | 99.7        |             | 99.9        |             | 99.9        |             | 99.9        |             | 99.9        |               | 100.0 |     | 98.8 |     | 99.6 |     | 100.0         |     | 99.1 |     | 99.8  |     |
| NOT REPORTED     | 9           |             | 36          |             | 9           |             | 2           |             | 56          |               | 0     |     | 23   |     | 4    |     | 0             |     | 27   |     | 83    |     |
| Total            | 3437        |             | 26689       |             | 11873       |             | 1893        |             | 43892       |               | 166   |     | 1980 |     | 897  |     | 85            |     | 3128 |     | 47020 |     |

Inmate statistical profile

Sample: ACTIVE PRISONERS EXCLUDING JAIL  
Active inmates 08/21/2002

Requestor: DECISION SUPPORT

Crimes By Group by current age & sex

| Crimes By Group      | M E N     |      |           |      |           |      |           |      | W O M E N |      |           |       |           |      |           |      | Grand Total | %     |           |      |             |      |
|----------------------|-----------|------|-----------|------|-----------|------|-----------|------|-----------|------|-----------|-------|-----------|------|-----------|------|-------------|-------|-----------|------|-------------|------|
|                      | Age 00-21 | %    | Age 22-39 | %    | Age 40-54 | %    | Age 55-99 | %    | Men Total | %    | Age 00-21 | %     | Age 22-39 | %    | Age 40-54 | %    |             |       | Age 55-99 | %    | Women Total | %    |
| HOMICIDE             | 210       | 6    | 3083      | 12   | 1836      | 15   | 511       | 27   | 5640      | 13   | 19        | 11    | 234       | 12   | 148       | 17   | 39          | 46    | 440       | 14   | 6080        | 13   |
| ABORTION             | 0         | 0    | 0         | 0    | 0         | 0    | 0         | 0    | 0         | 0    | 0         | 0     | 0         | 0    | 0         | 0    | 0           | 0     | 0         | 0    | 0           | 0    |
| BODILY INJRY&REL OFF | 539       | 16   | 4500      | 17   | 1701      | 14   | 245       | 13   | 6985      | 16   | 32        | 19    | 222       | 11   | 118       | 13   | 6           | 7     | 378       | 12   | 7363        | 16   |
| ARSON & REL OFF      | 7         | 0    | 85        | 0    | 49        | 0    | 7         | 0    | 148       | 0    | 3         | 2     | 8         | 0    | 11        | 1    | 2           | 2     | 24        | 1    | 172         | 0    |
| DAMAGE OF PROPERTY   | 21        | 1    | 65        | 0    | 20        | 0    | 4         | 0    | 110       | 0    | 0         | 0     | 3         | 0    | 3         | 0    | 1           | 1     | 7         | 0    | 117         | 0    |
| BURGLARY & REL OFF   | 540       | 16   | 3226      | 12   | 1411      | 12   | 53        | 3    | 5230      | 12   | 9         | 5     | 130       | 7    | 50        | 6    | 0           | 0     | 189       | 6    | 5419        | 12   |
| FORGERY & REL OFF    | 57        | 2    | 785       | 3    | 368       | 3    | 29        | 2    | 1239      | 3    | 16        | 10    | 347       | 18   | 119       | 13   | 9           | 11    | 491       | 16   | 1730        | 4    |
| THEFT                | 242       | 7    | 1452      | 5    | 782       | 7    | 59        | 3    | 2535      | 6    | 15        | 9     | 210       | 11   | 125       | 14   | 4           | 5     | 354       | 11   | 2889        | 6    |
| ROBBERY              | 945       | 28   | 4494      | 17   | 1159      | 10   | 93        | 5    | 6691      | 15   | 40        | 24    | 168       | 9    | 36        | 4    | 2           | 2     | 246       | 8    | 6937        | 15   |
| SEXUAL OFFENSES      | 284       | 8    | 2827      | 11   | 2193      | 18   | 607       | 32   | 5911      | 13   | 2         | 1     | 59        | 3    | 25        | 3    | 1           | 1     | 87        | 3    | 5998        | 13   |
| OBSCENITY CRIMES     | 0         | 0    | 0         | 0    | 1         | 0    | 0         | 0    | 1         | 0    | 0         | 0     | 0         | 0    | 0         | 0    | 0           | 0     | 0         | 0    | 1           | 0    |
| TREASON & REL OFF    | 0         | 0    | 0         | 0    | 2         | 0    | 0         | 0    | 2         | 0    | 0         | 0     | 0         | 0    | 0         | 0    | 0           | 0     | 0         | 0    | 2           | 0    |
| CRIMES INVOLVNG GOVT | 50        | 1    | 405       | 2    | 129       | 1    | 7         | 0    | 591       | 1    | 3         | 2     | 34        | 2    | 16        | 2    | 0           | 0     | 53        | 2    | 644         | 1    |
| FALSIFICATIONS       | 1         | 0    | 24        | 0    | 4         | 0    | 0         | 0    | 29        | 0    | 0         | 0     | 3         | 0    | 1         | 0    | 0           | 0     | 4         | 0    | 33          | 0    |
| OBSTRUCT LAW ENFORCE | 5         | 0    | 88        | 0    | 27        | 0    | 2         | 0    | 122       | 0    | 1         | 1     | 7         | 0    | 1         | 0    | 1           | 1     | 10        | 0    | 132         | 0    |
| DISORDERLY CONDUCT   | 7         | 0    | 24        | 0    | 12        | 0    | 1         | 0    | 44        | 0    | 0         | 0     | 2         | 0    | 0         | 0    | 0           | 0     | 2         | 0    | 46          | 0    |
| GAMBLING & REL OFF   | 1         | 0    | 3         | 0    | 2         | 0    | 0         | 0    | 6         | 0    | 0         | 0     | 0         | 0    | 0         | 0    | 0           | 0     | 0         | 0    | 6           | 0    |
| CRUELTY TO CHILDREN  | 4         | 0    | 203       | 1    | 48        | 0    | 8         | 0    | 263       | 1    | 5         | 3     | 73        | 4    | 11        | 1    | 0           | 0     | 89        | 3    | 352         | 1    |
| CRIMES WITH GUNS     | 34        | 1    | 596       | 2    | 227       | 2    | 51        | 3    | 908       | 2    | 1         | 1     | 12        | 1    | 15        | 2    | 3           | 4     | 31        | 1    | 939         | 2    |
| INVASION PRIVACY     | 2         | 0    | 10        | 0    | 7         | 0    | 0         | 0    | 19        | 0    | 0         | 0     | 0         | 0    | 0         | 0    | 0           | 0     | 0         | 0    | 19          | 0    |
| RACKETEERING         | 0         | 0    | 15        | 0    | 16        | 0    | 3         | 0    | 34        | 0    | 0         | 0     | 4         | 0    | 4         | 0    | 0           | 0     | 8         | 0    | 42          | 0    |
| DRUG ABUSE OFFENSES  | 408       | 12   | 3713      | 14   | 1453      | 12   | 141       | 7    | 5715      | 13   | 17        | 10    | 365       | 19   | 166       | 19   | 13          | 15    | 561       | 18   | 6276        | 13   |
| DRUG TRAFFICKING     | 30        | 1    | 742       | 3    | 205       | 2    | 29        | 2    | 1006      | 2    | 1         | 1     | 48        | 2    | 25        | 3    | 3           | 4     | 77        | 2    | 1083        | 2    |
| AUTO CRIMES          | 4         | 0    | 179       | 1    | 176       | 1    | 31        | 2    | 390       | 1    | 0         | 0     | 9         | 0    | 12        | 1    | 0           | 0     | 21        | 1    | 411         | 1    |
| REVENUE & CONTRABAND | 0         | 0    | 0         | 0    | 0         | 0    | 0         | 0    | 0         | 0    | 0         | 0     | 0         | 0    | 0         | 0    | 0           | 0     | 0         | 0    | 0           | 0    |
| CRIMES OF OTH STATES | 0         | 0    | 1         | 0    | 0         | 0    | 0         | 0    | 1         | 0    | 0         | 0     | 1         | 0    | 1         | 0    | 0           | 0     | 2         | 0    | 3           | 0    |
| MISC. FELONIES       | 34        | 1    | 109       | 0    | 26        | 0    | 8         | 0    | 177       | 0    | 2         | 1     | 16        | 1    | 3         | 0    | 1           | 1     | 22        | 1    | 199         | 0    |
| MISDEMEANORS         | 0         | 0    | 11        | 0    | 6         | 0    | 1         | 0    | 18        | 0    | 0         | 0     | 1         | 0    | 1         | 0    | 0           | 0     | 2         | 0    | 20          | 0    |
| Total reported       | 3425      | 100  | 26640     | 100  | 11860     | 100  | 1890      | 100  | 43815     | 100  | 166       | 100   | 1956      | 100  | 891       | 100  | 85          | 100   | 3098      | 100  | 46913       | 100  |
| Percent reported     |           | 99.7 |           | 99.8 |           | 99.9 |           | 99.8 |           | 99.8 |           | 100.0 |           | 98.8 |           | 99.3 |             | 100.0 |           | 99.0 |             | 99.8 |
| NOT REPORTED         | 12        |      | 49        |      | 13        |      | 3         |      | 77        |      | 0         |       | 24        |      | 6         |      | 0           |       | 30        |      | 107         |      |
| Total                | 3437      |      | 26689     |      | 11873     |      | 1893      |      | 43892     |      | 166       |       | 1980      |      | 897       |      | 85          |       | 3128      |      | 47020       |      |

Inmate statistical profile

Sample: ACTIVE PRISONERS EXCLUDING JAIL  
Active inmates 08/21/2002

Requestor: DECISION SUPPORT

Most Serious Offense by current age & sex

| Most Serious Offense   | M E N       |             |             |             |             |             |             | W O M E N   |             |               |    |    |     |    | Grand Total % |    |    |    |     |    |      |    |   |
|--|-------------|-------------|-------------|-------------|-------------|-------------|-------------|-------------|-------------|---------------|----|----|-----|----|---------------|----|----|----|-----|----|------|----|---|
|  | Age 00-21 % | Age 22-39 % | Age 40-54 % | Age 55-99 % | Men Total % | Age 00-21 % | Age 22-39 % | Age 40-54 % | Age 55-99 % | Women Total % |    |    |     |    |               |    |    |    |     |    |      |    |   |
| NOTE: In the table below, misdemeanors come first, and are in lower-case letters. AFTER THAT COME FELONIES, IN UPPER-CASE LETTERS. |             |             |             |             |             |             |             |             |             |               |    |    |     |    |               |    |    |    |     |    |      |    |   |
| aggravated assault   | 0           | 0           | 1           | 0           | 0           | 0           | 0           | 1           | 0           | 0             | 0  | 0  | 0   | 0  | 1             | 0  |    |    |     |    |      |    |   |
| simple assault   | 0           | 0           | 1           | 0           | 0           | 0           | 0           | 1           | 0           | 0             | 0  | 0  | 0   | 0  | 1             | 0  |    |    |     |    |      |    |   |
| simple battery   | 0           | 0           | 0           | 0           | 1           | 0           | 0           | 1           | 0           | 0             | 0  | 0  | 0   | 0  | 1             | 0  |    |    |     |    |      |    |   |
| robbery  | 0           | 0           | 1           | 0           | 0           | 0           | 0           | 1           | 0           | 0             | 0  | 0  | 0   | 0  | 1             | 0  |    |    |     |    |      |    |   |
| bad checks   | 0           | 0           | 1           | 0           | 0           | 0           | 0           | 1           | 0           | 0             | 0  | 1  | 0   | 0  | 2             | 0  |    |    |     |    |      |    |   |
| viol motor veh law   | 0           | 0           | 1           | 0           | 1           | 0           | 1           | 3           | 0           | 0             | 0  | 0  | 0   | 0  | 3             | 0  |    |    |     |    |      |    |   |
| dui  | 0           | 0           | 0           | 0           | 2           | 0           | 0           | 2           | 0           | 0             | 0  | 0  | 0   | 0  | 2             | 0  |    |    |     |    |      |    |   |
| obstr of law enf off   | 0           | 0           | 3           | 0           | 1           | 0           | 0           | 4           | 0           | 0             | 0  | 0  | 0   | 0  | 4             | 0  |    |    |     |    |      |    |   |
| crmnal trespassing   | 0           | 0           | 1           | 0           | 1           | 0           | 0           | 2           | 0           | 0             | 0  | 0  | 0   | 0  | 2             | 0  |    |    |     |    |      |    |   |
| shoplifting  | 0           | 0           | 1           | 0           | 0           | 0           | 0           | 1           | 0           | 0             | 0  | 0  | 0   | 0  | 1             | 0  |    |    |     |    |      |    |   |
| obscenity & related  | 0           | 0           | 1           | 0           | 0           | 0           | 0           | 1           | 0           | 0             | 0  | 0  | 0   | 0  | 1             | 0  |    |    |     |    |      |    |   |
| theft by deception <   | 0           | 0           | 0           | 0           | 0           | 0           | 0           | 0           | 0           | 0             | 1  | 0  | 0   | 0  | 1             | 0  |    |    |     |    |      |    |   |
| MISC HOMICIDE OFFENS   | 2           | 0           | 8           | 0           | 3           | 0           | 1           | 14          | 0           | 0             | 1  | 0  | 2   | 0  | 3             | 0  |    |    |     |    |      |    |   |
| MURDER   | 120         | 7           | 2102        | 13          | 1424        | 19          | 402         | 32          | 4048        | 16            | 9  | 12 | 113 | 10 | 82            | 17 | 27 | 48 | 231 | 13 | 4279 | 16 |   |
| VOLUNTARY MANSLAUGHT   | 60          | 4           | 702         | 5           | 292         | 4           | 79          | 6           | 1133        | 4             | 8  | 11 | 94  | 9  | 51            | 10 | 9  | 16 | 162 | 9  | 1295 | 5  |   |
| INVOLUNTARY MANSLAUG   | 12          | 1           | 86          | 1           | 24          | 0           | 9           | 1           | 131         | 1             | 1  | 1  | 12  | 1  | 5             | 1  | 0  | 0  | 18  | 1  | 149  | 1  |   |
| RECKLESS ABANDONMENT   | 0           | 0           | 0           | 0           | 0           | 0           | 0           | 0           | 0           | 0             | 0  | 1  | 0   | 0  | 0             | 0  | 0  | 1  | 0   | 1  | 0    | 1  | 0 |
| FETICIDE   | 0           | 0           | 1           | 0           | 2           | 0           | 0           | 0           | 3           | 0             | 0  | 0  | 0   | 0  | 0             | 0  | 0  | 0  | 0   | 0  | 0    | 3  | 0 |
| VEHICULAR HOMICIDE   | 15          | 1           | 180         | 1           | 89          | 1           | 19          | 2           | 303         | 1             | 1  | 1  | 14  | 1  | 9             | 2  | 3  | 5  | 27  | 2  | 330  | 1  |   |
| HOMICIDE BY PILOT,DU   | 2           | 0           | 8           | 0           | 2           | 0           | 0           | 0           | 12          | 0             | 0  | 0  | 0   | 0  | 0             | 0  | 0  | 0  | 0   | 0  | 0    | 12 | 0 |
| CONCEAL DEATH OF ANO   | 1           | 0           | 0           | 0           | 1           | 0           | 1           | 0           | 3           | 0             | 0  | 0  | 0   | 0  | 0             | 0  | 0  | 0  | 0   | 0  | 0    | 3  | 0 |
| ATMPT MURDER   | 0           | 0           | 4           | 0           | 2           | 0           | 1           | 0           | 7           | 0             | 0  | 0  | 0   | 0  | 1             | 0  | 0  | 0  | 1   | 0  | 8    | 0  |   |
| MISC ASSAULT/BATTERY   | 3           | 0           | 30          | 0           | 12          | 0           | 2           | 0           | 47          | 0             | 0  | 0  | 0   | 0  | 0             | 0  | 0  | 0  | 0   | 0  | 47   | 0  |   |
| FAMILY VIOLENCE BATT   | 0           | 0           | 21          | 0           | 5           | 0           | 0           | 0           | 26          | 0             | 0  | 0  | 0   | 0  | 0             | 0  | 0  | 0  | 0   | 0  | 26   | 0  |   |
| AGGRAV ASSAULT   | 367         | 22          | 2836        | 18          | 1010        | 14          | 160         | 13          | 4373        | 17            | 26 | 34 | 161 | 15 | 82            | 17 | 2  | 4  | 271 | 16 | 4644 | 17 |   |
| ATMPT AGGRAV ASSAULT   | 0           | 0           | 2           | 0           | 1           | 0           | 0           | 0           | 3           | 0             | 0  | 0  | 0   | 0  | 0             | 0  | 0  | 0  | 0   | 0  | 3    | 0  |   |
| AGGRAV BATTERY   | 39          | 2           | 332         | 2           | 140         | 2           | 20          | 2           | 531         | 2             | 1  | 1  | 18  | 2  | 11            | 2  | 2  | 4  | 32  | 2  | 563  | 2  |   |
| TERRORIST THREATS &  | 25          | 1           | 165         | 1           | 74          | 1           | 6           | 0           | 270         | 1             | 0  | 0  | 9   | 1  | 9             | 2  | 0  | 0  | 18  | 1  | 288  | 1  |   |
| FALSE IMPRISONMENT   | 4           | 0           | 76          | 0           | 26          | 0           | 1           | 0           | 107         | 0             | 0  | 0  | 0   | 0  | 3             | 1  | 0  | 0  | 3   | 0  | 110  | 0  |   |
| KIDNAPPING   | 81          | 5           | 719         | 5           | 296         | 4           | 33          | 3           | 1129        | 4             | 5  | 7  | 18  | 2  | 7             | 1  | 1  | 2  | 31  | 2  | 1160 | 4  |   |
| INTERFERENCE WITH CU   | 2           | 0           | 3           | 0           | 0           | 0           | 0           | 0           | 5           | 0             | 0  | 0  | 0   | 0  | 0             | 0  | 0  | 0  | 0   | 0  | 5    | 0  |   |
| AGGRAV ASSAULT POLCE   | 15          | 1           | 203         | 1           | 69          | 1           | 13          | 1           | 300         | 1             | 0  | 0  | 9   | 1  | 6             | 1  | 1  | 2  | 16  | 1  | 316  | 1  |   |
| AGGRAV BATTERY PEACE   | 0           | 0           | 5           | 0           | 2           | 0           | 0           | 0           | 7           | 0             | 0  | 0  | 0   | 0  | 0             | 0  | 0  | 0  | 0   | 0  | 7    | 0  |   |

(continued)

Inmate statistical profile

Sample: ACTIVE PRISONERS EXCLUDING JAIL  
Active inmates 08/21/2002

Requestor: DECISION SUPPORT

Most Serious Offense by current age & sex (CONTINUED)

| Most Serious Offense | M E N     |           |           |           |           |           |           |           | W O M E N |             |    |    |     |    |     |    | Grand Total | %   |     |      |      |   |
|----------------------|-----------|-----------|-----------|-----------|-----------|-----------|-----------|-----------|-----------|-------------|----|----|-----|----|-----|----|-------------|-----|-----|------|------|---|
|                      | Age 00-21 | Age 22-39 | Age 40-54 | Age 55-99 | Men Total | Age 00-21 | Age 22-39 | Age 40-54 | Age 55-99 | Women Total |    |    |     |    |     |    |             |     |     |      |      |   |
| SIMPLE BATTERY       | 1         | 0         | 8         | 0         | 0         | 0         | 0         | 9         | 0         | 0           | 0  | 0  | 0   | 0  | 0   | 0  | 9           | 0   |     |      |      |   |
| RECK COND            | 0         | 0         | 5         | 0         | 4         | 0         | 0         | 9         | 0         | 0           | 5  | 0  | 0   | 0  | 0   | 5  | 14          | 0   |     |      |      |   |
| INJURY BY VEHICLE    | 0         | 0         | 1         | 0         | 0         | 0         | 0         | 1         | 0         | 0           | 0  | 0  | 0   | 0  | 0   | 0  | 1           | 0   |     |      |      |   |
| STALKING             | 0         | 0         | 1         | 0         | 0         | 0         | 0         | 1         | 0         | 0           | 0  | 0  | 0   | 0  | 0   | 0  | 1           | 0   |     |      |      |   |
| AGGRAV STALKING      | 2         | 0         | 91        | 1         | 61        | 1         | 10        | 164       | 1         | 0           | 2  | 0  | 0   | 0  | 0   | 2  | 166         | 1   |     |      |      |   |
| ATMPT KIDNAP         | 0         | 0         | 2         | 0         | 1         | 0         | 0         | 3         | 0         | 0           | 0  | 0  | 0   | 0  | 0   | 0  | 3           | 0   |     |      |      |   |
| ARSON MISC           | 0         | 0         | 2         | 0         | 0         | 0         | 0         | 2         | 0         | 0           | 0  | 0  | 0   | 0  | 0   | 0  | 2           | 0   |     |      |      |   |
| ARSON 1ST DEGREE     | 4         | 0         | 69        | 0         | 39        | 1         | 7         | 119       | 0         | 3           | 4  | 7  | 1   | 10 | 2   | 22 | 141         | 1   |     |      |      |   |
| ARSON 2ND DEGREE     | 3         | 0         | 12        | 0         | 9         | 0         | 0         | 24        | 0         | 0           | 1  | 0  | 1   | 0  | 0   | 2  | 26          | 0   |     |      |      |   |
| ARSON 3RD DEGREE     | 0         | 0         | 2         | 0         | 0         | 0         | 0         | 2         | 0         | 0           | 0  | 0  | 0   | 0  | 0   | 0  | 2           | 0   |     |      |      |   |
| CRMNL POSS EXPLOSIVE | 0         | 0         | 0         | 0         | 1         | 0         | 0         | 1         | 0         | 0           | 0  | 0  | 0   | 0  | 0   | 0  | 1           | 0   |     |      |      |   |
| MISC CRIMINAL DAMAGE | 0         | 0         | 1         | 0         | 0         | 0         | 0         | 1         | 0         | 0           | 0  | 0  | 0   | 0  | 0   | 0  | 1           | 0   |     |      |      |   |
| CRMNL DAMAGE 1ST DEG | 5         | 0         | 19        | 0         | 4         | 0         | 0         | 28        | 0         | 0           | 0  | 0  | 1   | 0  | 0   | 1  | 29          | 0   |     |      |      |   |
| CRMNL DAMAGE 2ND DEG | 15        | 1         | 45        | 0         | 16        | 0         | 4         | 80        | 0         | 0           | 2  | 0  | 2   | 0  | 1   | 5  | 85          | 0   |     |      |      |   |
| VANDALISM TO CHURCH  | 0         | 0         | 0         | 0         | 0         | 0         | 0         | 0         | 0         | 0           | 1  | 0  | 0   | 0  | 0   | 1  | 1           | 0   |     |      |      |   |
| ALTER ID             | 1         | 0         | 0         | 0         | 0         | 0         | 0         | 1         | 0         | 0           | 0  | 0  | 0   | 0  | 0   | 0  | 1           | 0   |     |      |      |   |
| BURGLARY             | 533       | 31        | 3196      | 21        | 1392      | 19        | 53        | 4         | 5174      | 20          | 9  | 12 | 129 | 12 | 50  | 10 | 0           | 188 | 11  | 5362 | 19   |   |
| POSS BURGLAR TOOLS   | 4         | 0         | 16        | 0         | 8         | 0         | 0         | 28        | 0         | 0           | 1  | 0  | 0   | 0  | 0   | 1  | 29          | 0   |     |      |      |   |
| ATMPT BURGLARY       | 3         | 0         | 14        | 0         | 11        | 0         | 0         | 28        | 0         | 0           | 0  | 0  | 0   | 0  | 0   | 0  | 28          | 0   |     |      |      |   |
| MISC FORGERY         | 0         | 0         | 5         | 0         | 3         | 0         | 0         | 8         | 0         | 0           | 0  | 0  | 1   | 0  | 0   | 1  | 9           | 0   |     |      |      |   |
| FORGERY 1ST DEGREE   | 48        | 3         | 687       | 4         | 336       | 5         | 24        | 2         | 1095      | 4           | 13 | 17 | 312 | 28 | 111 | 22 | 8           | 14  | 444 | 26   | 1539 | 6 |
| FORGERY 2ND DEGREE   | 2         | 0         | 20        | 0         | 8         | 0         | 0         | 30        | 0         | 0           | 8  | 1  | 1   | 0  | 0   | 9  | 39          | 0   |     |      |      |   |
| BAD CHECKS           | 0         | 0         | 1         | 0         | 1         | 0         | 0         | 2         | 0         | 0           | 6  | 1  | 0   | 0  | 0   | 6  | 8           | 0   |     |      |      |   |
| THEFT CREDIT CARD    | 1         | 0         | 23        | 0         | 5         | 0         | 0         | 29        | 0         | 0           | 3  | 0  | 1   | 0  | 0   | 4  | 33          | 0   |     |      |      |   |
| FRAUDULENT CREDIT CA | 5         | 0         | 34        | 0         | 7         | 0         | 0         | 46        | 0         | 3           | 4  | 11 | 1   | 2  | 0   | 16 | 62          | 0   |     |      |      |   |
| TELECOMMUNICATIONS F | 0         | 0         | 1         | 0         | 0         | 0         | 0         | 1         | 0         | 0           | 0  | 0  | 0   | 0  | 0   | 0  | 1           | 0   |     |      |      |   |
| FRAUDULENT ACCESS CO | 0         | 0         | 3         | 0         | 1         | 0         | 0         | 4         | 0         | 0           | 1  | 0  | 0   | 0  | 0   | 1  | 5           | 0   |     |      |      |   |
| MISC FRAUD           | 1         | 0         | 11        | 0         | 7         | 0         | 5         | 24        | 0         | 0           | 6  | 1  | 3   | 1  | 1   | 2  | 10          | 1   | 34  | 0    |      |   |
| THEFT BY TAKING      | 85        | 5         | 482       | 3         | 215       | 3         | 23        | 2         | 805       | 3           | 6  | 8  | 58  | 5  | 34  | 7  | 2           | 4   | 100 | 6    | 905  | 3 |
| THEFT BY DECEPTION   | 1         | 0         | 20        | 0         | 16        | 0         | 5         | 0         | 42        | 0           | 0  | 0  | 7   | 1  | 2   | 0  | 9           | 1   | 51  | 0    |      |   |
| THEFT BY EXTORTION   | 0         | 0         | 1         | 0         | 2         | 0         | 0         | 0         | 3         | 0           | 0  | 0  | 0   | 0  | 0   | 0  | 3           | 0   |     |      |      |   |
| THEFT OF LOST PROPER | 0         | 0         | 1         | 0         | 1         | 0         | 1         | 0         | 3         | 0           | 0  | 0  | 0   | 0  | 0   | 0  | 3           | 0   |     |      |      |   |
| THEFT BY REC STOLEN  | 112       | 7         | 500       | 3         | 184       | 3         | 6         | 0         | 802       | 3           | 3  | 4  | 26  | 2  | 9   | 2  | 0           | 0   | 38  | 2    | 840  | 3 |
| THEFT OF SERVICES    | 0         | 0         | 2         | 0         | 0         | 0         | 0         | 2         | 0         | 0           | 0  | 1  | 0   | 0  | 0   | 1  | 3           | 0   |     |      |      |   |

(continued)

Inmate statistical profile

Sample: ACTIVE PRISONERS EXCLUDING JAIL  
Active inmates 08/21/2002

Requestor: DECISION SUPPORT

Most Serious Offense by current age & sex (CONTINUED)

| Most Serious Offense | M E N     |           |           |           |           |           |           |           | W O M E N |             |    |    |     |    |    |    | Grand Total | % |     |     |      |    |
|----------------------|-----------|-----------|-----------|-----------|-----------|-----------|-----------|-----------|-----------|-------------|----|----|-----|----|----|----|-------------|---|-----|-----|------|----|
|                      | Age 00-21 | Age 22-39 | Age 40-54 | Age 55-99 | Men Total | Age 00-21 | Age 22-39 | Age 40-54 | Age 55-99 | Women Total |    |    |     |    |    |    |             |   |     |     |      |    |
| THEFT BY CONVERSION  | 0         | 0         | 17        | 0         | 16        | 0         | 2         | 0         | 35        | 0           | 0  | 2  | 0   | 1  | 0  | 0  | 0           | 3 | 0   | 38  | 0    |    |
| THEFT OF TRADE SECRE | 0         | 0         | 1         | 0         | 0         | 0         | 0         | 0         | 1         | 0           | 0  | 0  | 0   | 0  | 0  | 0  | 0           | 0 | 0   | 1   | 0    |    |
| CONVSN PAYMNTS REAL  | 0         | 0         | 0         | 0         | 1         | 0         | 1         | 0         | 2         | 0           | 0  | 0  | 0   | 0  | 0  | 0  | 0           | 0 | 0   | 2   | 0    |    |
| ATMPT THEFT BY TAKIN | 1         | 0         | 0         | 0         | 0         | 0         | 0         | 0         | 1         | 0           | 0  | 0  | 0   | 0  | 0  | 0  | 0           | 0 | 0   | 1   | 0    |    |
| THEFT OF MOTOR VEH,  | 10        | 1         | 99        | 1         | 41        | 1         | 1         | 0         | 151       | 1           | 0  | 4  | 0   | 1  | 0  | 0  | 0           | 5 | 0   | 156 | 1    |    |
| THEFT BRING PROP IN  | 2         | 0         | 5         | 0         | 8         | 0         | 1         | 0         | 16        | 0           | 0  | 0  | 0   | 0  | 0  | 0  | 0           | 0 | 0   | 16  | 0    |    |
| THEFT RECV PROP OUT  | 0         | 0         | 1         | 0         | 0         | 0         | 0         | 0         | 1         | 0           | 0  | 1  | 0   | 0  | 0  | 0  | 0           | 1 | 0   | 2   | 0    |    |
| THEFT BY SHOPLIFTING | 7         | 0         | 225       | 1         | 257       | 3         | 16        | 1         | 505       | 2           | 6  | 8  | 110 | 10 | 78 | 16 | 2           | 4 | 196 | 11  | 701  | 3  |
| ENTERING VEHICLE     | 24        | 1         | 98        | 1         | 41        | 1         | 3         | 0         | 166       | 1           | 0  | 0  | 1   | 0  | 0  | 0  | 0           | 1 | 0   | 167 | 1    |    |
| ROBBERY              | 377       | 22        | 1568      | 10        | 395       | 5         | 31        | 3         | 2371      | 9           | 23 | 30 | 99  | 9  | 21 | 4  | 2           | 4 | 145 | 8   | 2516 | 9  |
| ARMED ROBBERY        | 517       | 30        | 2785      | 18        | 746       | 10        | 61        | 5         | 4109      | 16          | 12 | 16 | 59  | 5  | 14 | 3  | 0           | 0 | 85  | 5   | 4194 | 15 |
| ROBBERY BY FORCE     | 7         | 0         | 17        | 0         | 2         | 0         | 0         | 0         | 26        | 0           | 2  | 3  | 0   | 0  | 0  | 0  | 0           | 0 | 2   | 0   | 28   | 0  |
| ROBBERY BY INTIMIDAT | 8         | 0         | 25        | 0         | 4         | 0         | 0         | 0         | 37        | 0           | 1  | 1  | 1   | 0  | 0  | 0  | 0           | 0 | 2   | 0   | 39   | 0  |
| ROBBERY BY SUDDEN SN | 3         | 0         | 17        | 0         | 6         | 0         | 1         | 0         | 27        | 0           | 0  | 0  | 2   | 0  | 0  | 0  | 0           | 0 | 2   | 0   | 29   | 0  |
| HIJACKING MOTOR VEHI | 9         | 1         | 12        | 0         | 0         | 0         | 0         | 0         | 21        | 0           | 0  | 0  | 1   | 0  | 0  | 0  | 0           | 0 | 1   | 0   | 22   | 0  |
| ATMPT ROBBERY        | 7         | 0         | 25        | 0         | 2         | 0         | 0         | 0         | 34        | 0           | 0  | 0  | 3   | 0  | 0  | 0  | 0           | 0 | 3   | 0   | 37   | 0  |
| ATMPT ARMED ROBBERY  | 17        | 1         | 45        | 0         | 4         | 0         | 0         | 0         | 66        | 0           | 2  | 3  | 3   | 0  | 1  | 0  | 0           | 0 | 6   | 0   | 72   | 0  |
| MISC SEXUAL          | 1         | 0         | 10        | 0         | 9         | 0         | 1         | 0         | 21        | 0           | 0  | 0  | 1   | 0  | 0  | 0  | 0           | 0 | 1   | 0   | 22   | 0  |
| RAPE                 | 54        | 3         | 798       | 5         | 722       | 10        | 104       | 8         | 1678      | 6           | 0  | 0  | 2   | 0  | 2  | 0  | 1           | 2 | 5   | 0   | 1683 | 6  |
| SODOMY               | 2         | 0         | 14        | 0         | 9         | 0         | 5         | 0         | 30        | 0           | 0  | 0  | 0   | 0  | 0  | 0  | 0           | 0 | 0   | 0   | 30   | 0  |
| AGGRAV SODOMY        | 6         | 0         | 92        | 1         | 99        | 1         | 34        | 3         | 231       | 1           | 0  | 0  | 1   | 0  | 3  | 1  | 0           | 0 | 4   | 0   | 235  | 1  |
| INCEST               | 7         | 0         | 45        | 0         | 77        | 1         | 19        | 2         | 148       | 1           | 0  | 0  | 3   | 0  | 1  | 0  | 0           | 0 | 4   | 0   | 152  | 1  |
| AGGRAV SEXUAL BATTER | 1         | 0         | 39        | 0         | 41        | 1         | 13        | 1         | 94        | 0           | 0  | 0  | 0   | 0  | 2  | 0  | 0           | 0 | 2   | 0   | 96   | 0  |
| PANDERING BY COMPULS | 0         | 0         | 0         | 0         | 1         | 0         | 0         | 0         | 1         | 0           | 0  | 0  | 0   | 0  | 0  | 0  | 0           | 0 | 0   | 0   | 1    | 0  |
| STATUTORY RAPE       | 91        | 5         | 450       | 3         | 77        | 1         | 24        | 2         | 642       | 2           | 0  | 0  | 9   | 1  | 2  | 0  | 0           | 0 | 11  | 1   | 653  | 2  |
| CHILD MOLESTATION    | 91        | 5         | 838       | 5         | 707       | 10        | 246       | 20        | 1882      | 7           | 2  | 3  | 22  | 2  | 9  | 2  | 0           | 0 | 33  | 2   | 1915 | 7  |
| ENTICING CHILD-INDEC | 1         | 0         | 24        | 0         | 23        | 0         | 8         | 1         | 56        | 0           | 0  | 0  | 5   | 0  | 0  | 0  | 0           | 0 | 5   | 0   | 61   | 0  |
| AGGRAV CHILD MOLESTA | 27        | 2         | 481       | 3         | 418       | 6         | 150       | 12        | 1076      | 4           | 0  | 0  | 14  | 1  | 6  | 1  | 0           | 0 | 20  | 1   | 1096 | 4  |
| SEXL/ASSLT/AGN/PERS/ | 0         | 0         | 6         | 0         | 0         | 0         | 0         | 0         | 6         | 0           | 0  | 0  | 2   | 0  | 0  | 0  | 0           | 0 | 2   | 0   | 8    | 0  |
| SOLICIT SODOMY FROM  | 0         | 0         | 0         | 0         | 0         | 0         | 1         | 0         | 1         | 0           | 0  | 0  | 0   | 0  | 0  | 0  | 0           | 0 | 0   | 0   | 1    | 0  |
| ATMPT RAPE           | 0         | 0         | 25        | 0         | 8         | 0         | 2         | 0         | 35        | 0           | 0  | 0  | 0   | 0  | 0  | 0  | 0           | 0 | 0   | 0   | 35   | 0  |
| ATMPT AGGRAV SODOMY  | 2         | 0         | 1         | 0         | 2         | 0         | 0         | 0         | 5         | 0           | 0  | 0  | 0   | 0  | 0  | 0  | 0           | 0 | 0   | 0   | 5    | 0  |
| ATMPT CHILD MOLESTAT | 0         | 0         | 2         | 0         | 0         | 0         | 0         | 0         | 2         | 0           | 0  | 0  | 0   | 0  | 0  | 0  | 0           | 0 | 0   | 0   | 2    | 0  |
| AGG ASLT W ATMPT TO  | 1         | 0         | 2         | 0         | 0         | 0         | 0         | 0         | 3         | 0           | 0  | 0  | 0   | 0  | 0  | 0  | 0           | 0 | 0   | 0   | 3    | 0  |

(continued)

Inmate statistical profile

Sample: ACTIVE PRISONERS EXCLUDING JAIL  
Active inmates 08/21/2002

Requestor: DECISION SUPPORT

Most Serious Offense by current age & sex (CONTINUED)

| Most Serious Offense | M E N     |           |           |           |           |           |           | W O M E N |           |             |   |   |    |   | Grand Total | % |   |   |    |    |     |   |   |
|----------------------|-----------|-----------|-----------|-----------|-----------|-----------|-----------|-----------|-----------|-------------|---|---|----|---|-------------|---|---|---|----|----|-----|---|---|
|                      | Age 00-21 | Age 22-39 | Age 40-54 | Age 55-99 | Men Total | Age 00-21 | Age 22-39 | Age 40-54 | Age 55-99 | Women Total |   |   |    |   |             |   |   |   |    |    |     |   |   |
| EXHIB SEX SHOWS TO M | 0         | 0         | 1         | 0         | 1         | 0         | 0         | 0         | 0         | 0           | 0 | 0 | 0  | 0 | 1           | 0 |   |   |    |    |     |   |   |
| FALSE SWEARNG WRITTN | 0         | 0         | 2         | 0         | 2         | 0         | 0         | 0         | 0         | 0           | 0 | 0 | 0  | 0 | 2           | 0 |   |   |    |    |     |   |   |
| BRIBERY GOVT OFFICER | 1         | 0         | 3         | 0         | 7         | 0         | 0         | 0         | 0         | 1           | 0 | 0 | 0  | 1 | 8           | 0 |   |   |    |    |     |   |   |
| DEFRAUDING STATE     | 0         | 0         | 2         | 0         | 2         | 0         | 0         | 0         | 0         | 2           | 0 | 0 | 0  | 2 | 4           | 0 |   |   |    |    |     |   |   |
| INFLUENCING WITNESS  | 1         | 0         | 0         | 0         | 4         | 0         | 0         | 0         | 0         | 0           | 0 | 0 | 0  | 0 | 4           | 0 |   |   |    |    |     |   |   |
| OBSTR OF LAW ENF OFF | 48        | 3         | 399       | 3         | 124       | 2         | 7         | 1         | 578       | 2           | 3 | 4 | 34 | 3 | 13          | 3 | 0 | 0 | 50 | 3  | 628 | 2 |   |
| MISC JUDICIAL PROCEE | 0         | 0         | 1         | 0         | 1         | 0         | 0         | 0         | 1         | 0           | 0 | 0 | 0  | 0 | 0           | 0 | 0 | 0 | 0  | 0  | 1   | 0 |   |
| PERJURY              | 0         | 0         | 4         | 0         | 1         | 0         | 0         | 0         | 5         | 0           | 0 | 0 | 0  | 0 | 0           | 0 | 0 | 0 | 0  | 5  | 0   | 0 |   |
| FALSE SWEARING       | 0         | 0         | 1         | 0         | 0         | 0         | 0         | 0         | 1         | 0           | 0 | 0 | 0  | 0 | 0           | 0 | 0 | 0 | 0  | 1  | 0   | 0 |   |
| IMPERSONATING OFFICE | 1         | 0         | 2         | 0         | 0         | 0         | 0         | 0         | 3         | 0           | 0 | 0 | 0  | 0 | 0           | 0 | 0 | 0 | 0  | 3  | 0   | 0 |   |
| FALSE STATEMENTS GOV | 0         | 0         | 15        | 0         | 2         | 0         | 0         | 0         | 17        | 0           | 0 | 0 | 2  | 0 | 1           | 0 | 0 | 0 | 3  | 0  | 20  | 0 |   |
| IMPRSNTNG ANTHR RBAL | 0         | 0         | 1         | 0         | 1         | 0         | 0         | 0         | 2         | 0           | 0 | 0 | 1  | 0 | 0           | 0 | 0 | 0 | 1  | 0  | 3   | 0 |   |
| ESCAPE               | 4         | 0         | 77        | 0         | 21        | 0         | 2         | 0         | 104       | 0           | 0 | 0 | 5  | 0 | 0           | 0 | 0 | 0 | 5  | 0  | 109 | 0 |   |
| AIDING ESCAPE        | 0         | 0         | 1         | 0         | 0         | 0         | 0         | 0         | 1         | 0           | 1 | 1 | 0  | 0 | 0           | 0 | 0 | 0 | 1  | 0  | 2   | 0 |   |
| HINDERING APPREH OR  | 0         | 0         | 4         | 0         | 1         | 0         | 0         | 0         | 5         | 0           | 0 | 0 | 2  | 0 | 0           | 0 | 0 | 1 | 2  | 3  | 0   | 8 | 0 |
| MUTINY IN PENAL INST | 0         | 0         | 1         | 0         | 1         | 0         | 0         | 0         | 2         | 0           | 0 | 0 | 0  | 0 | 0           | 0 | 0 | 0 | 0  | 0  | 2   | 0 |   |
| BAIL JUMPING         | 0         | 0         | 5         | 0         | 4         | 0         | 0         | 0         | 9         | 0           | 0 | 0 | 0  | 0 | 1           | 0 | 0 | 0 | 1  | 0  | 10  | 0 |   |
| ATMPT ESCAPE         | 1         | 0         | 0         | 0         | 0         | 0         | 0         | 0         | 1         | 0           | 0 | 0 | 0  | 0 | 0           | 0 | 0 | 0 | 0  | 1  | 0   | 0 |   |
| FALSE PUBLIC ALARM   | 2         | 0         | 1         | 0         | 0         | 0         | 0         | 0         | 3         | 0           | 0 | 0 | 0  | 0 | 0           | 0 | 0 | 0 | 0  | 3  | 0   | 0 |   |
| CRMNL INTERFERE GOVT | 5         | 0         | 23        | 0         | 12        | 0         | 1         | 0         | 41        | 0           | 0 | 0 | 2  | 0 | 0           | 0 | 0 | 0 | 2  | 0  | 43  | 0 |   |
| COMMERICAL GAMBLING  | 0         | 0         | 1         | 0         | 0         | 0         | 0         | 0         | 1         | 0           | 0 | 0 | 0  | 0 | 0           | 0 | 0 | 0 | 0  | 1  | 0   | 0 |   |
| DOGFIGHTING          | 0         | 0         | 1         | 0         | 1         | 0         | 0         | 0         | 2         | 0           | 0 | 0 | 0  | 0 | 0           | 0 | 0 | 0 | 0  | 2  | 0   | 0 |   |
| LOTTERY VIOLATION    | 1         | 0         | 0         | 0         | 1         | 0         | 0         | 0         | 2         | 0           | 0 | 0 | 0  | 0 | 0           | 0 | 0 | 0 | 0  | 2  | 0   | 0 |   |
| BUS HIJACKING        | 0         | 0         | 1         | 0         | 0         | 0         | 0         | 0         | 1         | 0           | 0 | 0 | 0  | 0 | 0           | 0 | 0 | 0 | 0  | 1  | 0   | 0 |   |
| CRUELTY TO CHILDREN  | 4         | 0         | 198       | 1         | 38        | 1         | 5         | 0         | 245       | 1           | 5 | 7 | 71 | 6 | 11          | 2 | 0 | 0 | 87 | 5  | 332 | 1 |   |
| ATMPT CRUELTY TO CHI | 0         | 0         | 0         | 0         | 1         | 0         | 0         | 0         | 1         | 0           | 0 | 0 | 0  | 0 | 0           | 0 | 0 | 0 | 0  | 1  | 0   | 0 |   |
| SEX EXPLOITATION CHI | 0         | 0         | 5         | 0         | 5         | 0         | 3         | 0         | 13        | 0           | 0 | 0 | 1  | 0 | 0           | 0 | 0 | 0 | 1  | 0  | 14  | 0 |   |
| ABANDONMENT OF CHILD | 0         | 0         | 0         | 0         | 4         | 0         | 0         | 0         | 4         | 0           | 0 | 0 | 1  | 0 | 0           | 0 | 0 | 0 | 1  | 0  | 5   | 0 |   |
| MISC WEAPON/EXPLOSIV | 1         | 0         | 8         | 0         | 0         | 0         | 0         | 0         | 9         | 0           | 0 | 0 | 0  | 0 | 0           | 0 | 0 | 0 | 0  | 9  | 0   | 0 |   |
| CARRY CONCEALED WEAP | 0         | 0         | 5         | 0         | 0         | 0         | 0         | 0         | 5         | 0           | 0 | 0 | 0  | 0 | 0           | 0 | 0 | 0 | 0  | 5  | 0   | 0 |   |
| POSS OF FIREARM DUR  | 4         | 0         | 146       | 1         | 39        | 1         | 7         | 1         | 196       | 1           | 0 | 0 | 3  | 0 | 1           | 0 | 1 | 2 | 5  | 0  | 201 | 1 |   |
| POSS OF CERTAIN WEAP | 0         | 0         | 16        | 0         | 5         | 0         | 2         | 0         | 23        | 0           | 0 | 0 | 0  | 0 | 0           | 0 | 0 | 0 | 0  | 23 | 0   | 0 |   |
| POSS FIREARM CONVCT  | 24        | 1         | 413       | 3         | 180       | 2         | 42        | 3         | 659       | 3           | 0 | 0 | 9  | 1 | 14          | 3 | 2 | 4 | 25 | 1  | 684 | 2 |   |
| CARRY WEAPON AT SCHO | 3         | 0         | 4         | 0         | 0         | 0         | 0         | 0         | 7         | 0           | 1 | 1 | 0  | 0 | 0           | 0 | 0 | 0 | 1  | 0  | 8   | 0 |   |

(continued)

Inmate statistical profile

Sample: ACTIVE PRISONERS EXCLUDING JAIL  
Active inmates 08/21/2002

Requestor: DECISION SUPPORT

Most Serious Offense by current age & sex (CONTINUED)

| Most Serious Offense | M E N     |       |           |       |           |       |           |       | W O M E N |       |           |       |           |       |           |         | Grand Total | %  |     |      |   |
|----------------------|-----------|-------|-----------|-------|-----------|-------|-----------|-------|-----------|-------|-----------|-------|-----------|-------|-----------|---------|-------------|----|-----|------|---|
|                      | Age 00-21 | Age % | Age 22-39 | Age % | Age 40-54 | Age % | Age 55-99 | Men % | Age 00-21 | Age % | Age 22-39 | Age % | Age 40-54 | Age % | Age 55-99 | Women % |             |    |     |      |   |
| POSS WEAPON BY PRISO | 0         | 0     | 1         | 0     | 1         | 0     | 0         | 0     | 2         | 0     | 0         | 0     | 0         | 0     | 0         | 0       | 0           | 2  | 0   |      |   |
| DESTROY/INJUR POLICE | 1         | 0     | 0         | 0     | 0         | 0     | 0         | 0     | 1         | 0     | 0         | 0     | 0         | 0     | 0         | 0       | 0           | 1  | 0   |      |   |
| CRUELTY TO ANIMALS   | 0         | 0     | 2         | 0     | 0         | 0     | 0         | 0     | 2         | 0     | 0         | 0     | 0         | 0     | 0         | 0       | 0           | 2  | 0   |      |   |
| AGGRAV CRUELTY TO AN | 1         | 0     | 1         | 0     | 2         | 0     | 0         | 0     | 4         | 0     | 0         | 0     | 0         | 0     | 0         | 0       | 0           | 4  | 0   |      |   |
| PEEPING TOM          | 2         | 0     | 10        | 0     | 7         | 0     | 0         | 0     | 19        | 0     | 0         | 0     | 0         | 0     | 0         | 0       | 0           | 19 | 0   |      |   |
| RACKETEERING         | 0         | 0     | 15        | 0     | 16        | 0     | 3         | 0     | 34        | 0     | 0         | 0     | 4         | 0     | 4         | 1       | 8           | 42 | 0   |      |   |
| S/D NARCOTICS, OPIAT | 3         | 0     | 67        | 0     | 49        | 1     | 6         | 0     | 125       | 0     | 0         | 0     | 8         | 1     | 7         | 1       | 0           | 15 | 140 | 1    |   |
| S/D DEP,STIM,CNTRF D | 8         | 0     | 60        | 0     | 29        | 0     | 1         | 0     | 98        | 0     | 1         | 1     | 12        | 1     | 5         | 1       | 0           | 18 | 116 | 0    |   |
| S/D OF LSD           | 0         | 0     | 1         | 0     | 0         | 0     | 0         | 0     | 1         | 0     | 0         | 0     | 0         | 0     | 0         | 0       | 0           | 1  | 1   | 0    |   |
| S/D OF MARIJUANA     | 21        | 1     | 177       | 1     | 61        | 1     | 5         | 0     | 264       | 1     | 0         | 0     | 9         | 1     | 6         | 1       | 0           | 15 | 279 | 1    |   |
| POSS NARCOTICS, OPIA | 20        | 1     | 192       | 1     | 92        | 1     | 5         | 0     | 309       | 1     | 2         | 3     | 43        | 4     | 24        | 5       | 0           | 69 | 378 | 1    |   |
| POSS DEP,STIM,CNTRF  | 8         | 0     | 93        | 1     | 32        | 0     | 5         | 0     | 138       | 1     | 3         | 4     | 18        | 2     | 2         | 0       | 0           | 23 | 161 | 1    |   |
| POSS OF LSD          | 1         | 0     | 2         | 0     | 0         | 0     | 0         | 0     | 3         | 0     | 0         | 0     | 0         | 0     | 1         | 0       | 0           | 1  | 4   | 0    |   |
| POSS OF MARIJUANA    | 30        | 2     | 235       | 2     | 42        | 1     | 6         | 0     | 313       | 1     | 0         | 0     | 12        | 1     | 0         | 0       | 1           | 13 | 326 | 1    |   |
| ILLEGAL ATTM TO OBT  | 0         | 0     | 3         | 0     | 6         | 0     | 0         | 0     | 9         | 0     | 0         | 0     | 7         | 1     | 3         | 1       | 0           | 10 | 19  | 0    |   |
| VIOL GA CNTRL SBST A | 3         | 0     | 38        | 0     | 16        | 0     | 1         | 0     | 58        | 0     | 0         | 0     | 3         | 0     | 2         | 0       | 0           | 5  | 63  | 0    |   |
| VIOL DNGROUS DRGS AC | 0         | 0     | 1         | 0     | 0         | 0     | 0         | 0     | 1         | 0     | 0         | 0     | 1         | 0     | 0         | 0       | 0           | 1  | 2   | 0    |   |
| UNLWFL MFG/DEL/DIST  | 3         | 0     | 22        | 0     | 9         | 0     | 0         | 0     | 34        | 0     | 0         | 0     | 0         | 0     | 0         | 0       | 0           | 0  | 34  | 0    |   |
| POSS DRUG RELATED MA | 0         | 0     | 1         | 0     | 2         | 0     | 0         | 0     | 3         | 0     | 0         | 0     | 0         | 0     | 0         | 0       | 0           | 0  | 3   | 0    |   |
| S/D CONT SUB PUBLIC  | 8         | 0     | 71        | 0     | 14        | 0     | 2         | 0     | 95        | 0     | 0         | 0     | 6         | 1     | 1         | 0       | 0           | 7  | 102 | 0    |   |
| S/D CONT SUB SCHOOL  | 5         | 0     | 29        | 0     | 6         | 0     | 2         | 0     | 42        | 0     | 0         | 0     | 2         | 0     | 0         | 0       | 0           | 2  | 44  | 0    |   |
| S/D COCAINE          | 105       | 6     | 1267      | 8     | 519       | 7     | 38        | 3     | 1929      | 7     | 2         | 3     | 80        | 7     | 40        | 8       | 5           | 9  | 127 | 2056 | 7 |
| POSS OF COCAINE      | 191       | 11    | 1421      | 9     | 566       | 8     | 67        | 5     | 2245      | 9     | 9         | 12    | 160       | 15    | 75        | 15      | 7           | 13 | 251 | 2496 | 9 |
| ATMPT VIOL SUBSTANCE | 2         | 0     | 33        | 0     | 10        | 0     | 3         | 0     | 48        | 0     | 0         | 0     | 4         | 0     | 0         | 0       | 0           | 4  | 52  | 0    |   |
| MISC DRUGS TRAFFICKI | 11        | 1     | 256       | 2     | 67        | 1     | 12        | 1     | 346       | 1     | 0         | 0     | 18        | 2     | 11        | 2       | 1           | 2  | 30  | 376  | 1 |
| TRAF COCAINE LESS 20 | 7         | 0     | 287       | 2     | 82        | 1     | 11        | 1     | 387       | 1     | 0         | 0     | 9         | 1     | 6         | 1       | 0           | 0  | 15  | 402  | 1 |
| TRAF COCAINE 201-400 | 2         | 0     | 58        | 0     | 9         | 0     | 1         | 0     | 70        | 0     | 0         | 0     | 6         | 1     | 3         | 1       | 0           | 0  | 9   | 79   | 0 |
| TRAF COCAINE 401+ GM | 2         | 0     | 90        | 1     | 26        | 0     | 2         | 0     | 120       | 0     | 1         | 1     | 7         | 1     | 0         | 0       | 2           | 4  | 10  | 130  | 0 |
| TRAF NARCOTIC LESS 1 | 0         | 0     | 0         | 0     | 1         | 0     | 0         | 0     | 1         | 0     | 0         | 0     | 0         | 0     | 0         | 0       | 0           | 0  | 1   | 1    | 0 |
| TRAF NARCOTIC 15-28  | 0         | 0     | 0         | 0     | 2         | 0     | 0         | 0     | 2         | 0     | 0         | 0     | 0         | 0     | 0         | 0       | 0           | 0  | 2   | 2    | 0 |
| TRAF NARCOTIC 29+ GM | 1         | 0     | 11        | 0     | 1         | 0     | 0         | 0     | 13        | 0     | 0         | 0     | 1         | 0     | 1         | 0       | 0           | 0  | 2   | 15   | 0 |
| TRAF MARIJNA 101-200 | 3         | 0     | 10        | 0     | 4         | 0     | 1         | 0     | 18        | 0     | 0         | 0     | 4         | 0     | 0         | 0       | 0           | 4  | 22  | 0    |   |
| TRAF AMPHTMINE 28-19 | 3         | 0     | 6         | 0     | 6         | 0     | 0         | 0     | 15        | 0     | 0         | 0     | 0         | 0     | 1         | 0       | 0           | 1  | 16  | 0    |   |
| TRAF AMPHTMINE 200-3 | 0         | 0     | 3         | 0     | 0         | 0     | 0         | 0     | 3         | 0     | 0         | 0     | 1         | 0     | 0         | 0       | 0           | 1  | 4   | 0    |   |

(continued)



Inmate statistical profile

Sample: ACTIVE PRISONERS EXCLUDING JAIL  
Active inmates 08/21/2002

Requestor: DECISION SUPPORT

Most Serious Offense by current age & sex (CONTINUED)

| Most Serious Offense  | M E N     |           |           |           |           |           |           | W O M E N |           |             |      |     |      |     | Grand Total | %   |      |     |      |     |       |     |
|-----------------------|-----------|-----------|-----------|-----------|-----------|-----------|-----------|-----------|-----------|-------------|------|-----|------|-----|-------------|-----|------|-----|------|-----|-------|-----|
|                       | Age 00-21 | Age 22-39 | Age 40-54 | Age 55-99 | Men Total | Age 00-21 | Age 22-39 | Age 40-54 | Age 55-99 | Women Total |      |     |      |     |             |     |      |     |      |     |       |     |
| TRAF AMPHTMINE 400+   | 0         | 0         | 5         | 0         | 2         | 0         | 0         | 0         | 7         | 0           | 0    | 0   | 1    | 0   | 0           | 0   | 0    | 1   | 0    | 8   | 0     |     |
| CNSPIRE TRAFFIC CNTR  | 0         | 0         | 1         | 0         | 0         | 0         | 0         | 0         | 1         | 0           | 0    | 0   | 0    | 0   | 0           | 0   | 0    | 0   | 0    | 1   | 0     |     |
| TRANSACTIONS DRUG OB  | 0         | 0         | 1         | 0         | 0         | 0         | 0         | 0         | 1         | 0           | 0    | 0   | 0    | 0   | 0           | 0   | 0    | 0   | 0    | 1   | 0     |     |
| USE COMM FACILITY VIO | 0         | 0         | 1         | 0         | 2         | 0         | 0         | 0         | 3         | 0           | 0    | 0   | 0    | 0   | 0           | 0   | 0    | 0   | 0    | 3   | 0     |     |
| ATT/CONSPRCY COMMT C  | 1         | 0         | 13        | 0         | 3         | 0         | 2         | 0         | 19        | 0           | 0    | 0   | 1    | 0   | 2           | 0   | 0    | 0   | 3    | 0   | 22    | 0   |
| UNAUTH DIST CONTRLLD  | 0         | 0         | 0         | 0         | 0         | 0         | 0         | 0         | 0         | 0           | 0    | 0   | 0    | 0   | 1           | 0   | 0    | 0   | 1    | 0   | 1     | 0   |
| VIOL MOTOR VEHICLE L  | 4         | 0         | 53        | 0         | 24        | 0         | 6         | 0         | 87        | 0           | 0    | 0   | 3    | 0   | 7           | 1   | 0    | 0   | 10   | 1   | 97    | 0   |
| DRVNG HABTL VIOLATOR  | 0         | 0         | 120       | 1         | 144       | 2         | 24        | 2         | 288       | 1           | 0    | 0   | 5    | 0   | 5           | 1   | 0    | 0   | 10   | 1   | 298   | 1   |
| HABIT TRAF VOIL/IMPA  | 0         | 0         | 6         | 0         | 7         | 0         | 1         | 0         | 14        | 0           | 0    | 0   | 1    | 0   | 0           | 0   | 0    | 0   | 1    | 0   | 15    | 0   |
| HABIT TRAF VIOL/OTHE  | 0         | 0         | 0         | 0         | 1         | 0         | 0         | 0         | 1         | 0           | 0    | 0   | 0    | 0   | 0           | 0   | 0    | 0   | 0    | 0   | 1     | 0   |
| MISC MRALS/PBLIC H/S  | 0         | 0         | 1         | 0         | 1         | 0         | 0         | 0         | 2         | 0           | 0    | 0   | 0    | 0   | 0           | 0   | 0    | 0   | 0    | 2   | 0     |     |
| MISC CORRECTIONL INS  | 1         | 0         | 4         | 0         | 0         | 0         | 0         | 0         | 5         | 0           | 0    | 0   | 0    | 0   | 0           | 0   | 0    | 0   | 0    | 5   | 0     |     |
| VIOLATN OTHR STATES   | 0         | 0         | 1         | 0         | 0         | 0         | 0         | 0         | 1         | 0           | 0    | 0   | 1    | 0   | 1           | 0   | 0    | 0   | 2    | 0   | 3     | 0   |
| CONSPIRACY            | 17        | 1         | 67        | 0         | 8         | 0         | 3         | 0         | 95        | 0           | 2    | 3   | 10   | 1   | 1           | 0   | 1    | 2   | 14   | 1   | 109   | 0   |
| CRMNL ATMPT           | 11        | 1         | 32        | 0         | 13        | 0         | 4         | 0         | 60        | 0           | 0    | 0   | 4    | 0   | 2           | 0   | 0    | 0   | 6    | 0   | 66    | 0   |
| AIRCRAFT HIJACKING    | 0         | 0         | 1         | 0         | 0         | 0         | 0         | 0         | 1         | 0           | 0    | 0   | 0    | 0   | 0           | 0   | 0    | 0   | 0    | 0   | 1     | 0   |
| UNAUTH DIST RECRD DE  | 0         | 0         | 1         | 0         | 0         | 0         | 0         | 0         | 1         | 0           | 0    | 0   | 0    | 0   | 0           | 0   | 0    | 0   | 0    | 0   | 1     | 0   |
| CRMNL SOLICITATION    | 1         | 0         | 6         | 0         | 3         | 0         | 1         | 0         | 11        | 0           | 0    | 0   | 0    | 0   | 0           | 0   | 0    | 0   | 0    | 0   | 11    | 0   |
| PARTY TO A CRIME      | 4         | 0         | 2         | 0         | 1         | 0         | 0         | 0         | 7         | 0           | 0    | 0   | 2    | 0   | 0           | 0   | 0    | 0   | 2    | 0   | 9     | 0   |
| CRMNL TRESPASSING     | 1         | 0         | 0         | 0         | 1         | 0         | 0         | 0         | 2         | 0           | 0    | 0   | 0    | 0   | 0           | 0   | 0    | 0   | 0    | 0   | 2     | 0   |
| Total reported        | 3428      | 100       | 26653     | 100       | 11864     | 100       | 1891      | 100       | 43836     | 100         | 166  | 100 | 1957 | 100 | 893         | 100 | 85   | 100 | 3101 | 100 | 46937 | 100 |
| Percent reported      | 49.6      |           | 58.4      |           | 61.9      |           | 65.5      |           | 58.9      |             | 45.8 |     | 55.7 |     | 55.2        |     | 65.9 |     | 55.3 |     | 58.7  |     |
| Not reported          | 1731      |           | 11111     |           | 4526      |           | 654       |           | 18022     |             | 90   |     | 877  |     | 402         |     | 29   |     | 1398 |     | 19420 |     |
| Total                 | 3437      |           | 26689     |           | 11873     |           | 1893      |           | 43892     |             | 166  |     | 1980 |     | 897         |     | 85   |     | 3128 |     | 47020 |     |

Inmate statistical profile

Sample: ACTIVE PRISONERS EXCLUDING JAIL  
Active inmates 08/21/2002

Requestor: DECISION SUPPORT

Most Serious Crime Type by current age & sex

| Crime Type       | M E N     |      |           |      |           |      |           |      | W O M E N |      |           |       |           |      |           |      | Grand Total | %     |           |      |             |      |
|------------------|-----------|------|-----------|------|-----------|------|-----------|------|-----------|------|-----------|-------|-----------|------|-----------|------|-------------|-------|-----------|------|-------------|------|
|                  | Age 00-21 | %    | Age 22-39 | %    | Age 40-54 | %    | Age 55-99 | %    | Men Total | %    | Age 00-21 | %     | Age 22-39 | %    | Age 40-54 | %    |             |       | Age 55-99 | %    | Women Total | %    |
| VIOL/PERSN       | 1698      | 50   | 12286     | 46   | 4740      | 40   | 855       | 45   | 19579     | 45   | 96        | 58    | 696       | 36   | 315       | 35   | 47          | 55    | 1154      | 37   | 20733       | 44   |
| NVIOL/PERS       | 11        | 0    | 154       | 1    | 44        | 0    | 7         | 0    | 216       | 0    | 1         | 1     | 4         | 0    | 1         | 0    | 1           | 1     | 7         | 0    | 223         | 0    |
| PROPERTY         | 869       | 25   | 5634      | 21   | 2651      | 22   | 155       | 8    | 9309      | 21   | 43        | 26    | 703       | 36   | 315       | 35   | 16          | 19    | 1077      | 35   | 10386       | 22   |
| DRUG SALES       | 183       | 5    | 2436      | 9    | 892       | 8    | 83        | 4    | 3594      | 8    | 4         | 2     | 165       | 8    | 84        | 9    | 8           | 9     | 261       | 8    | 3855        | 8    |
| DRUG POSSN       | 255       | 7    | 2019      | 8    | 766       | 6    | 87        | 5    | 3127      | 7    | 14        | 8     | 248       | 13   | 107       | 12   | 8           | 9     | 377       | 12   | 3504        | 7    |
| ALCOHOL          | 0         | 0    | 0         | 0    | 0         | 0    | 0         | 0    | 0         | 0    | 0         | 0     | 0         | 0    | 0         | 0    | 0           | 0     | 0         | 0    | 0           | 0    |
| HABIT/DUI        | 4         | 0    | 179       | 1    | 178       | 2    | 31        | 2    | 392       | 1    | 0         | 0     | 9         | 0    | 12        | 1    | 0           | 0     | 21        | 1    | 413         | 1    |
| SEX OFFEND       | 284       | 8    | 2832      | 11   | 2198      | 19   | 610       | 32   | 5924      | 14   | 2         | 1     | 60        | 3    | 25        | 3    | 1           | 1     | 88        | 3    | 6012        | 13   |
| OTHER            | 124       | 4    | 1113      | 4    | 395       | 3    | 63        | 3    | 1695      | 4    | 6         | 4     | 72        | 4    | 34        | 4    | 4           | 5     | 116       | 4    | 1811        | 4    |
| Total reported   | 3428      | 100  | 26653     | 100  | 11864     | 100  | 1891      | 100  | 43836     | 100  | 166       | 100   | 1957      | 100  | 893       | 100  | 85          | 100   | 3101      | 100  | 46937       | 100  |
| Percent reported |           | 99.7 |           | 99.7 |           | 99.7 |           | 99.8 |           | 99.7 |           | 100.0 |           | 98.8 |           | 99.6 |             | 100.0 |           | 99.1 |             | 99.7 |
| NOT REPORTED     | 9         |      | 74        |      | 30        |      | 3         |      | 116       |      | 0         |       | 23        |      | 4         |      | 0           |       | 27        |      | 143         |      |
| Total            | 3437      |      | 26689     |      | 11873     |      | 1893      |      | 43892     |      | 166       |       | 1980      |      | 897       |      | 85          |       | 3128      |      | 47020       |      |