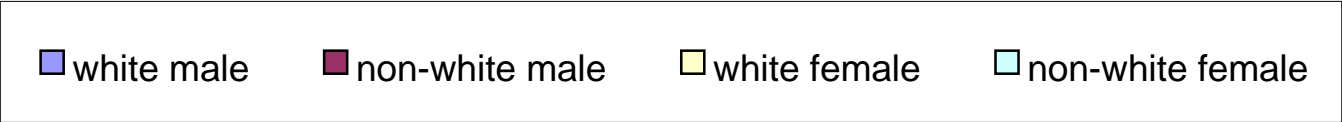
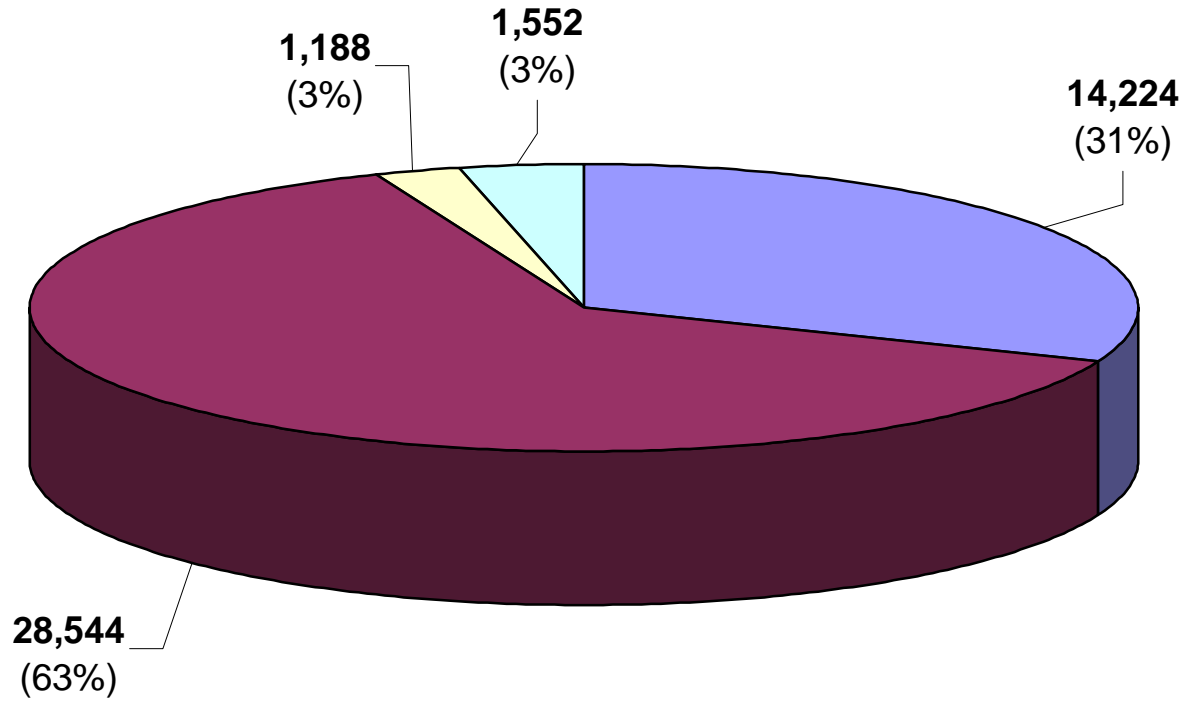
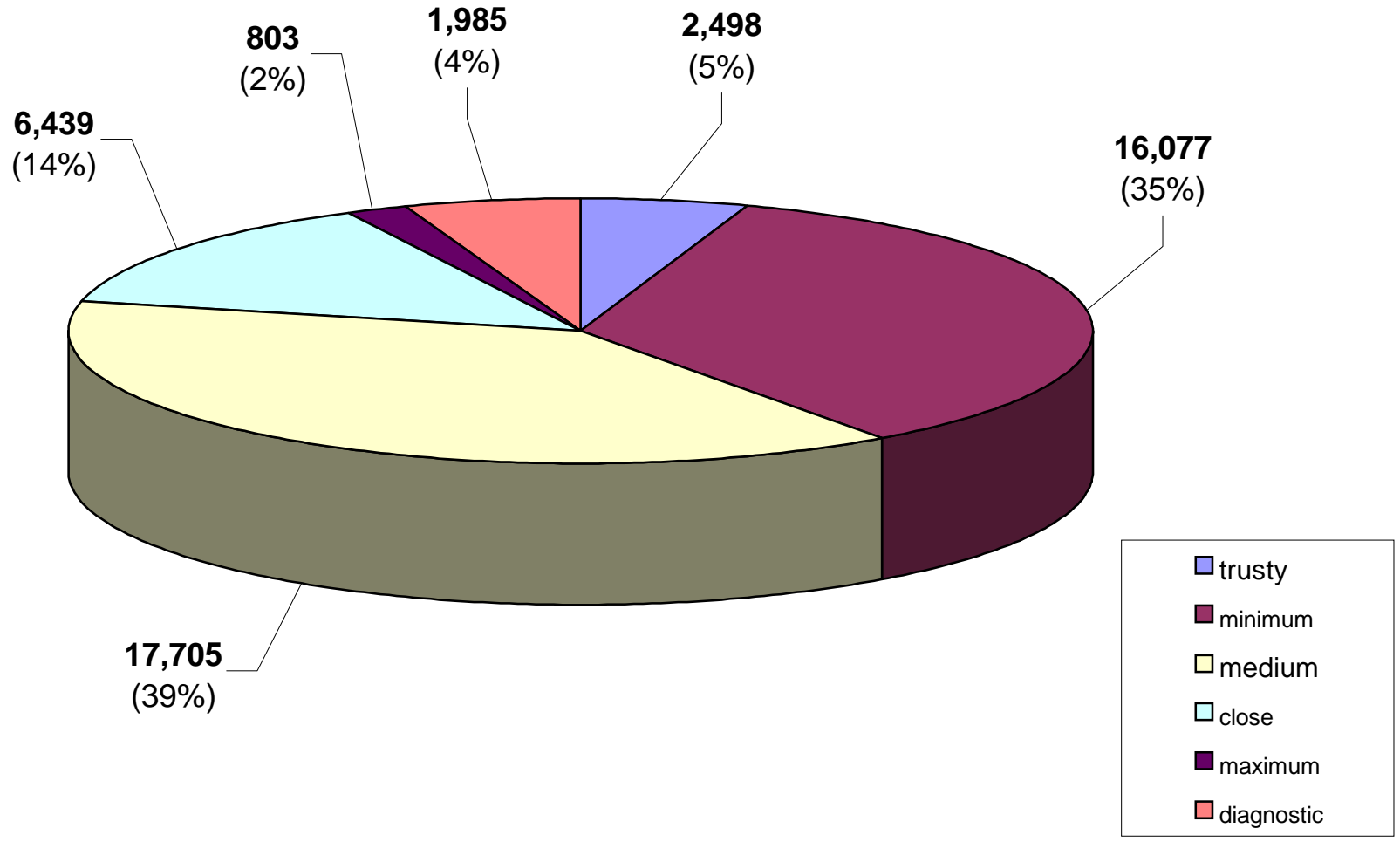


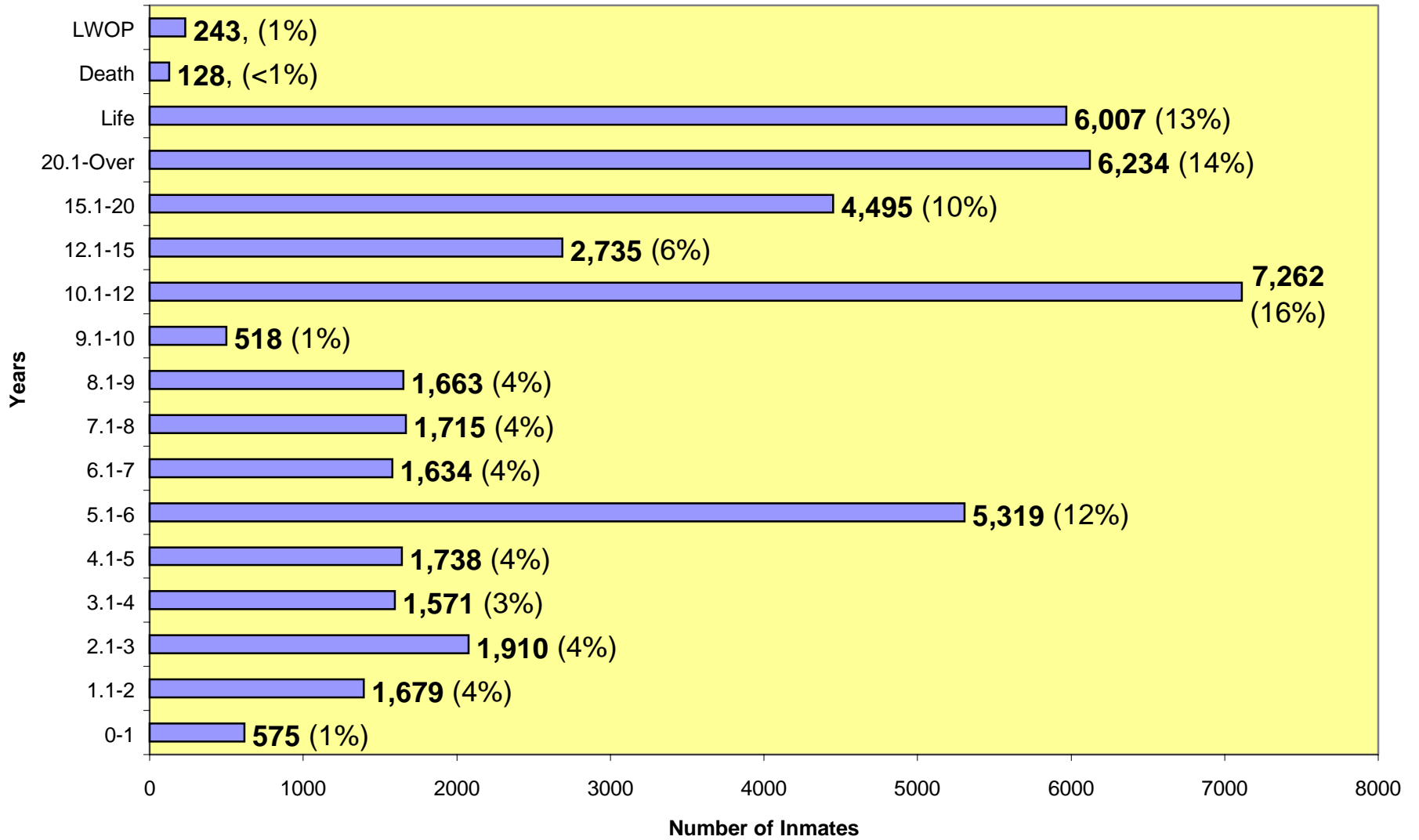
Active Inmate Population By Race and Gender



Active Inmates By Security Status



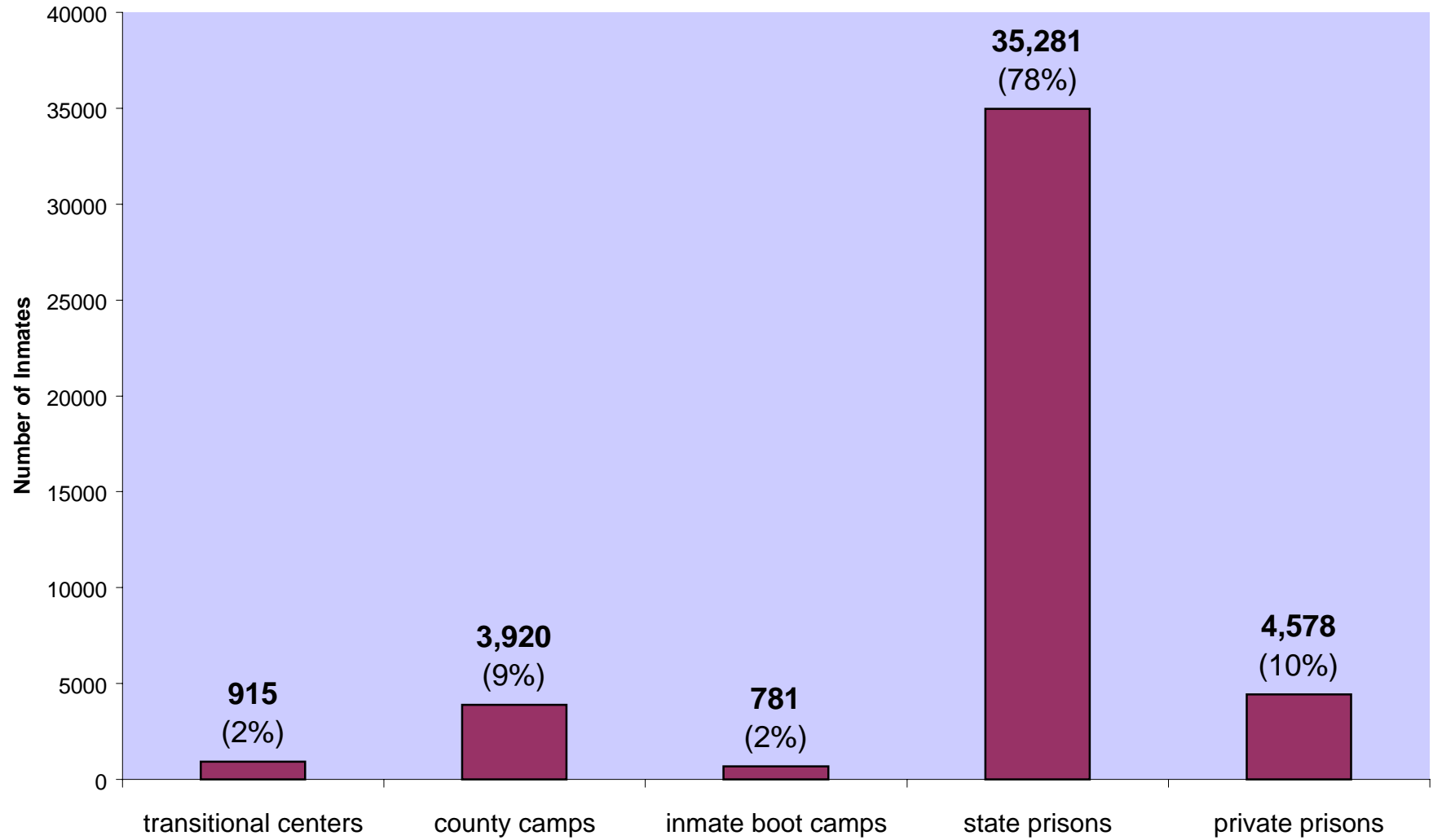
Active Inmates Prison Sentence In Years



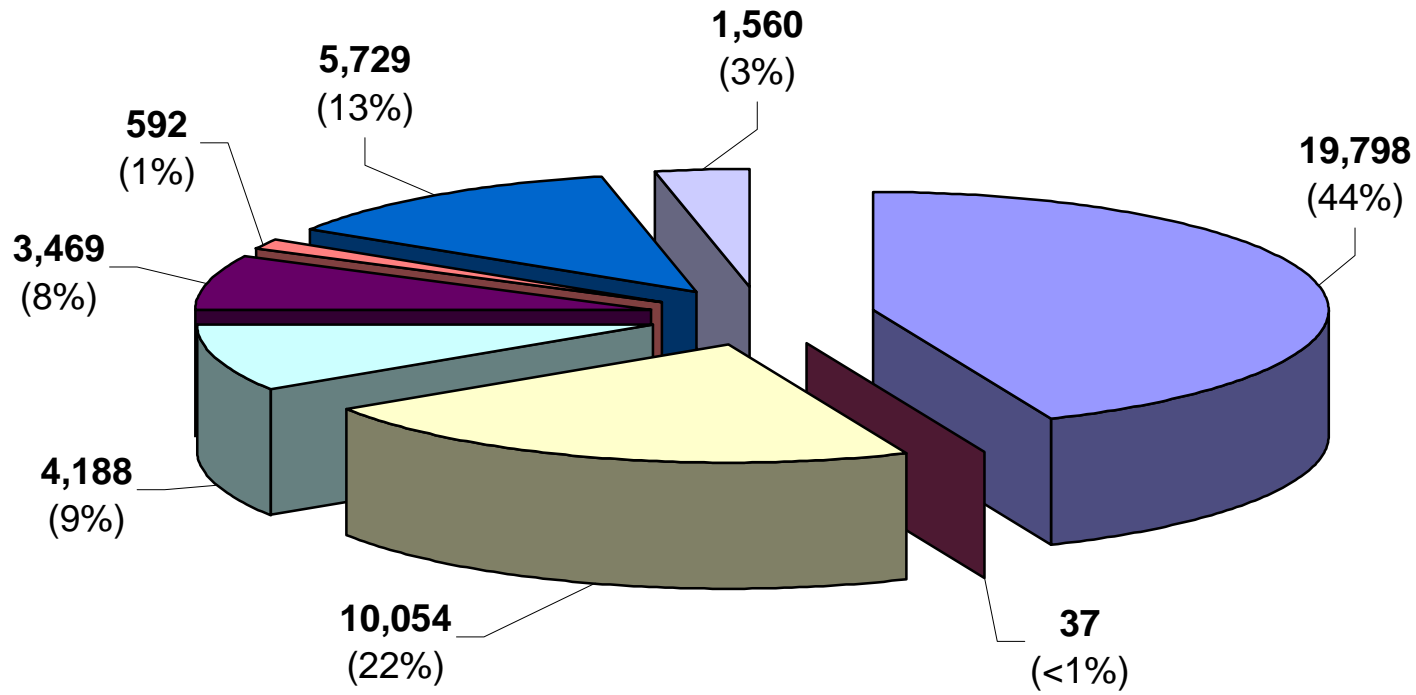
Active Inmates Who Have Probation To Follow Prison



Active Inmates Grouped By Institution



Active Inmates By Most Serious Crime Type



| | | | |
|-------------|----------------|------------|------------|
| viol/person | nonviol/person | property | drug sales |
| drug poss | habit/dui | sex offend | other |

Inmate statistical profile

TABLE OF CONTENTS FOR ACTIVE PRISONERS EXCLUDING JAIL

| Title | PAGE |
|--|------|
| ----- | ---- |
| RACE AND SEX..... | 2 |
| Culture Fair IQ Scores..... | 3 |
| Self-Rpt Socioeconomic Class..... | 4 |
| Self-Rpt Environment To Age 16..... | 5 |
| Self-Rpt Education Level..... | 6 |
| Functional Reading Level (WRAT Scores).. | 7 |
| Functional Math Level (WRAT Scores).... | 8 |
| Functional Spelling Level (WRAT Scores). 9 | |
| Self-Rpt Guardian Status To Age 16..... | 10 |
| Self-Rpt Employment Status Before Prison | 11 |
| Self-Rpt Marital Status At Admission.... | 12 |
| Self-Rpt Number Of Children At Admission | 13 |
| Self-Rpt Religious Affiliation..... | 14 |
| Self-Rpt Family Behavior Patterns *.... | 15 |
| Inmate Diagnostic Behavior Problem *.... | 16 |
| Physical Profile (General Condition).... | 17 |
| Security Status..... | 18 |
| Number Of Sentences..... | 19 |
| Number Of Disciplinarys..... | 20 |
| Number Of Escapes..... | 21 |
| Number Of Prior Georgia Incarcerations * | 22 |
| Number Of Transfers..... | 23 |
| County Of Conviction..... | 24 |
| Circ Of Conviction..... | 29 |
| Home County..... | 31 |
| Prison Sentence In Years..... | 36 |
| Probation To Follow Prison..... | 37 |
| Admission Type..... | 38 |
| Release Type..... | 39 |
| Inst By Group..... | 40 |
| Institution..... | 41 |
| Misdemeanors And Felonies..... | 44 |
| Crimes By Group..... | 45 |
| Most Serious Offense..... | 46 |
| Most Serious Crime Type..... | 53 |

Inmate statistical profile

Sample: ACTIVE PRISONERS EXCLUDING JAIL
 Active inmates 06/18/2001

Requestor: Statistics

RACE AND SEX by current age & sex

| RACE AND SEX | M E N | | | | | | | | W O M E N | | | | | | | | Grand Total % | | | | | |
|------------------|----------------|-----|----------------|-----|----------------|-----|----------------|-----|----------------|-----|----------------|-----|----------------|-----|----------------|-----|------------------|----------------|-------|------------------|-------|-----|
| | Age 00-21 % | | Age 22-39 % | | Age 40-54 % | | Age 55-99 % | | Men Total % | | Age 00-21 % | | Age 22-39 % | | Age 40-54 % | | | Age 55-99 % | | Women Total % | | |
| WHITE MALE | 1005 | 27 | 7990 | 30 | 4305 | 39 | 924 | 56 | 14224 | 33 | 0 | 0 | 0 | 0 | 0 | 0 | 0 | 0 | 0 | 0 | 14224 | 31 |
| NON WHITE MALE | 2732 | 73 | 18279 | 70 | 6819 | 61 | 714 | 44 | 28544 | 67 | 0 | 0 | 0 | 0 | 0 | 0 | 0 | 0 | 0 | 0 | 28544 | 63 |
| WHITE FEMALE | 0 | 0 | 0 | 0 | 0 | 0 | 0 | 0 | 0 | 0 | 74 | 46 | 760 | 43 | 317 | 43 | 37 | 56 | 1188 | 43 | 1188 | 3 |
| NON WHITE FEMALE | 0 | 0 | 0 | 0 | 0 | 0 | 0 | 0 | 0 | 0 | 86 | 54 | 1022 | 57 | 415 | 57 | 29 | 44 | 1552 | 57 | 1552 | 3 |
| Total reported | 3737 | 100 | 26269 | 100 | 11124 | 100 | 1638 | 100 | 42768 | 100 | 160 | 100 | 1782 | 100 | 732 | 100 | 66 | 100 | 2740 | 100 | 45508 | 100 |
| Percent reported | 100.0 | | 100.0 | | 100.0 | | 100.0 | | 100.0 | | 100.0 | | 100.0 | | 100.0 | | 100.0 | | 100.0 | | 100.0 | |
| NOT REPORTED | 0 | | 0 | | 0 | | 0 | | 0 | | 0 | | 0 | | 0 | | 0 | | 0 | | 0 | |
| Total | 3737 | | 26269 | | 11124 | | 1638 | | 42768 | | 160 | | 1782 | | 732 | | 66 | | 2740 | | 45508 | |
| AVERAGE AGE | 19.93 | | 30.22 | | 45.08 | | 60.65 | | 34.35 | | 19.99 | | 31.38 | | 44.70 | | 59.77 | | 34.96 | | 34.38 | |

Inmate statistical profile

Sample: ACTIVE PRISONERS EXCLUDING JAIL
Active inmates 06/18/2001

Requestor: Statistics

Culture Fair IQ Scores by current age & sex

| IQ Score | M E N | | | | | | | | W O M E N | | | | | | | | Grand Total % | | | | | |
|------------------|-------------|-------------|-------------|-------------|-------------|-------------|-------------|-------------|-------------|---------------|-------|-----|-------|-----|-------|-----|---------------|-----|-------|-----|-------|-----|
| | Age 00-21 % | Age 22-39 % | Age 40-54 % | Age 55-99 % | Men Total % | Age 00-21 % | Age 22-39 % | Age 40-54 % | Age 55-99 % | Women Total % | | | | | | | | | | | | |
| LESS THAN 70 | 91 | 3 | 979 | 4 | 838 | 8 | 112 | 8 | 2020 | 5 | 4 | 3 | 188 | 11 | 172 | 25 | 22 | 36 | 386 | 15 | 2406 | 6 |
| 70 AND UP | 3510 | 97 | 24260 | 96 | 9694 | 92 | 1373 | 92 | 38837 | 95 | 145 | 97 | 1496 | 89 | 521 | 75 | 39 | 64 | 2201 | 85 | 41038 | 94 |
| Total reported | 3601 | 100 | 25239 | 100 | 10532 | 100 | 1485 | 100 | 40857 | 100 | 149 | 100 | 1684 | 100 | 693 | 100 | 61 | 100 | 2587 | 100 | 43444 | 100 |
| Percent reported | 96.4 | | 96.1 | | 94.7 | | 90.7 | | 95.5 | | 93.1 | | 94.5 | | 94.7 | | 92.4 | | 94.4 | | 95.5 | |
| NOT REPORTED | 136 | | 1030 | | 592 | | 153 | | 1911 | | 11 | | 98 | | 39 | | 5 | | 153 | | 2064 | |
| Total | 3737 | | 26269 | | 11124 | | 1638 | | 42768 | | 160 | | 1782 | | 732 | | 66 | | 2740 | | 45508 | |
| AVERAGE IQ | 100.54 | | 100.06 | | 96.16 | | 93.68 | | 98.87 | | 97.76 | | 93.74 | | 84.72 | | 78.62 | | 91.20 | | 98.41 | |

Inmate statistical profile

Sample: ACTIVE PRISONERS EXCLUDING JAIL
Active inmates 06/18/2001

Requestor: Statistics

Self-Rpt Socioeconomic Class by current age & sex

| Socioeconomic Class | M E N | | | | | | | | W O M E N | | | | | | | | Grand Total % |
|---------------------|-------------|-------------|-------------|-------------|-------------|-------------|-------------|-------------|-------------|---------------|-----------|--|--|--|--|--|---------------|
| | Age 00-21 % | Age 22-39 % | Age 40-54 % | Age 55-99 % | Men Total % | Age 00-21 % | Age 22-39 % | Age 40-54 % | Age 55-99 % | Women Total % | | | | | | | |
| WELFARE | 289 8 | 1971 8 | 716 7 | 80 5 | 3056 7 | 28 18 | 289 17 | 74 10 | 1 2 | 392 15 | 3448 8 | | | | | | |
| OCC EMPLOY | 316 9 | 2128 8 | 533 5 | 44 3 | 3021 7 | 1 1 | 11 1 | 4 1 | 2 3 | 18 1 | 3039 7 | | | | | | |
| MINIMUM STD | 1596 46 | 10293 41 | 4578 43 | 746 48 | 17213 42 | 43 28 | 571 33 | 289 40 | 33 53 | 936 35 | 18149 42 | | | | | | |
| MIDDLE | 1249 36 | 10728 42 | 4797 45 | 659 43 | 17433 42 | 81 52 | 830 48 | 333 47 | 24 39 | 1268 47 | 18701 43 | | | | | | |
| OTHER | 23 1 | 201 1 | 84 1 | 18 1 | 326 1 | 3 2 | 37 2 | 14 2 | 2 3 | 56 2 | 382 1 | | | | | | |
| Total reported | 3473 100 | 25321 100 | 10708 100 | 1547 100 | 41049 100 | 156 100 | 1738 100 | 714 100 | 62 100 | 2670 100 | 43719 100 | | | | | | |
| Percent reported | 92.9 | 96.4 | 96.3 | 94.4 | 96.0 | 97.5 | 97.5 | 97.5 | 93.9 | 97.4 | 96.1 | | | | | | |
| NOT RPTD | 264 | 948 | 416 | 91 | 1719 | 4 | 44 | 18 | 4 | 70 | 1789 | | | | | | |
| Total | 3737 | 26269 | 11124 | 1638 | 42768 | 160 | 1782 | 732 | 66 | 2740 | 45508 | | | | | | |

Inmate statistical profile

Sample: ACTIVE PRISONERS EXCLUDING JAIL
Active inmates 06/18/2001

Requestor: Statistics

Self-Rpt Environment To Age 16 by current age & sex

| Environment | M E N | | | | | | | | W O M E N | | | | | | | | Grand Total % | | | | | |
|------------------|----------------|-----|----------------|-----|----------------|-----|----------------|-----|----------------|-----|----------------|-----|----------------|-----|----------------|-----|------------------|----------------|------|------------------|-------|-----|
| | Age 00-21 % | | Age 22-39 % | | Age 40-54 % | | Age 55-99 % | | Men Total % | | Age 00-21 % | | Age 22-39 % | | Age 40-54 % | | | Age 55-99 % | | Women Total % | | |
| RURAL/FARM | 35 | 1 | 588 | 2 | 706 | 6 | 289 | 18 | 1618 | 4 | 0 | 0 | 65 | 4 | 51 | 7 | 10 | 17 | 126 | 5 | 1744 | 4 |
| RURAL/NFARM | 98 | 3 | 1520 | 6 | 733 | 7 | 126 | 8 | 2477 | 6 | 27 | 17 | 199 | 11 | 53 | 7 | 5 | 8 | 284 | 11 | 2761 | 6 |
| S.M.S.A | 1297 | 36 | 9189 | 36 | 3729 | 34 | 426 | 27 | 14641 | 35 | 25 | 16 | 285 | 16 | 134 | 19 | 13 | 22 | 457 | 17 | 15098 | 34 |
| URBAN | 824 | 23 | 4736 | 18 | 1823 | 17 | 187 | 12 | 7570 | 18 | 54 | 35 | 558 | 32 | 245 | 34 | 14 | 23 | 871 | 33 | 8441 | 19 |
| SMALL TOWN | 1355 | 37 | 9523 | 37 | 3812 | 35 | 536 | 34 | 15226 | 36 | 48 | 31 | 623 | 36 | 228 | 32 | 16 | 27 | 915 | 34 | 16141 | 36 |
| OTHER | 18 | 0 | 143 | 1 | 60 | 1 | 6 | 0 | 227 | 1 | 1 | 1 | 13 | 1 | 5 | 1 | 2 | 3 | 21 | 1 | 248 | 1 |
| Total reported | 3627 | 100 | 25699 | 100 | 10863 | 100 | 1570 | 100 | 41759 | 100 | 155 | 100 | 1743 | 100 | 716 | 100 | 60 | 100 | 2674 | 100 | 44433 | 100 |
| Percent reported | 97.1 | | 97.8 | | 97.7 | | 95.8 | | 97.6 | | 96.9 | | 97.8 | | 97.8 | | 90.9 | | 97.6 | | 97.6 | |
| NOT RPTD | 110 | | 570 | | 261 | | 68 | | 1009 | | 5 | | 39 | | 16 | | 6 | | 66 | | 1075 | |
| Total | 3737 | | 26269 | | 11124 | | 1638 | | 42768 | | 160 | | 1782 | | 732 | | 66 | | 2740 | | 45508 | |

Inmate statistical profile

Sample: ACTIVE PRISONERS EXCLUDING JAIL
Active inmates 06/18/2001

Requestor: Statistics

Self-Rpt Education Level by current age & sex

| Education Level | M E N | | | | | | | | W O M E N | | | | | | | | Grand Total % |
|---------------------|-------------|-------------|-------------|-------------|-------------|-------------|-------------|-------------|-------------|---------------|-----------|--|--|--|--|--|---------------|
| | Age 00-21 % | Age 22-39 % | Age 40-54 % | Age 55-99 % | Men Total % | Age 00-21 % | Age 22-39 % | Age 40-54 % | Age 55-99 % | Women Total % | | | | | | | |
| LESS THAN GRADE 7 | 54 1 | 462 2 | 465 4 | 308 19 | 1289 3 | 0 0 | 22 1 | 20 3 | 9 14 | 51 2 | 1340 3 | | | | | | |
| GRADE 7 | 103 3 | 595 2 | 370 3 | 130 8 | 1198 3 | 5 3 | 49 3 | 14 2 | 2 3 | 70 3 | 1268 3 | | | | | | |
| GRADE 8 | 488 13 | 2120 8 | 967 9 | 167 11 | 3742 9 | 23 15 | 140 8 | 54 8 | 6 10 | 223 8 | 3965 9 | | | | | | |
| GRADE 9 | 905 25 | 4005 16 | 1315 12 | 152 10 | 6377 15 | 33 21 | 247 14 | 67 10 | 4 6 | 351 13 | 6728 15 | | | | | | |
| GRADE 10 | 1060 29 | 5644 22 | 1768 16 | 164 10 | 8636 21 | 35 23 | 305 18 | 89 13 | 11 17 | 440 17 | 9076 20 | | | | | | |
| GRADE 11 | 765 21 | 5228 20 | 1443 13 | 128 8 | 7564 18 | 34 22 | 277 16 | 98 14 | 6 10 | 415 16 | 7979 18 | | | | | | |
| GRADE 12 | 218 6 | 5229 20 | 2667 25 | 303 19 | 8417 20 | 15 10 | 281 16 | 156 22 | 11 17 | 463 18 | 8880 20 | | | | | | |
| MORE THAN GRADE 12 | 36 1 | 2477 10 | 1887 17 | 231 15 | 4631 11 | 10 6 | 399 23 | 202 29 | 14 22 | 625 24 | 5256 12 | | | | | | |
| Total reported | 3629 100 | 25760 100 | 10882 100 | 1583 100 | 41854 100 | 155 100 | 1720 100 | 700 100 | 63 100 | 2638 100 | 44492 100 | | | | | | |
| Percent reported | 97.1 | 98.1 | 97.8 | 96.6 | 97.9 | 96.9 | 96.5 | 95.6 | 95.5 | 96.3 | 97.8 | | | | | | |
| NOT REPORTED | 108 | 509 | 242 | 55 | 914 | 5 | 62 | 32 | 3 | 102 | 1016 | | | | | | |
| Total | 3737 | 26269 | 11124 | 1638 | 42768 | 160 | 1782 | 732 | 66 | 2740 | 45508 | | | | | | |
| AVG EDUCATION LEVEL | 9.75 | 11.02 | 11.55 | 9.96 | 11.01 | 10.69 | 12.88 | 13.41 | 11.40 | 12.86 | 11.12 | | | | | | |

* NOTE: THE FIELD LABELED "LESS THAN GRADE 7" WAS CORRECTED IN MARCH 1989: MISSING DATA FOR INMATES STILL IN DIAGNOSTICS NOW HAS BEEN REMOVED FROM THIS FIELD AND IDENTIFIED AS "NOT REPORTED" INFORMATION.

Inmate statistical profile

Sample: ACTIVE PRISONERS EXCLUDING JAIL
Active inmates 06/18/2001

Requestor: Statistics

Functional Reading Level (WRAT Scores) by current age & sex

| WRAT Reading Score | M E N | | | | | | | | W O M E N | | | | | | | | Grand Total % | | | | | |
|--------------------|-----------|-----|-----------|-----|-----------|-----|-----------|-----|-----------|-----|-----------|-----|-----------|-----|-----------|-----|---------------|-----------|------|-------------|-------|-----|
| | Age 00-21 | | Age 22-39 | | Age 40-54 | | Age 55-99 | | Men Total | | Age 00-21 | | Age 22-39 | | Age 40-54 | | | Age 55-99 | | Women Total | | |
| LESS THAN GRADE 6 | 1422 | 39 | 9750 | 39 | 4756 | 45 | 715 | 48 | 16643 | 41 | 31 | 21 | 460 | 27 | 211 | 30 | 22 | 35 | 724 | 28 | 17367 | 40 |
| 6TH THRU 8TH GRADE | 803 | 22 | 5637 | 22 | 2242 | 21 | 264 | 18 | 8946 | 22 | 29 | 19 | 303 | 18 | 132 | 19 | 13 | 21 | 477 | 18 | 9423 | 22 |
| GRADE 9 | 309 | 9 | 2166 | 9 | 710 | 7 | 103 | 7 | 3288 | 8 | 21 | 14 | 135 | 8 | 44 | 6 | 6 | 10 | 206 | 8 | 3494 | 8 |
| GRADE 10 | 167 | 5 | 1056 | 4 | 368 | 4 | 45 | 3 | 1636 | 4 | 9 | 6 | 61 | 4 | 25 | 4 | 3 | 5 | 98 | 4 | 1734 | 4 |
| GRADE 11 | 161 | 4 | 992 | 4 | 368 | 4 | 46 | 3 | 1567 | 4 | 4 | 3 | 58 | 3 | 38 | 5 | 2 | 3 | 102 | 4 | 1669 | 4 |
| GRADE 12 | 476 | 13 | 3670 | 15 | 1574 | 15 | 248 | 17 | 5968 | 15 | 19 | 13 | 141 | 8 | 40 | 6 | 5 | 8 | 205 | 8 | 6173 | 14 |
| MORE THAN GRADE 12 | 267 | 7 | 2030 | 8 | 482 | 5 | 59 | 4 | 2838 | 7 | 36 | 24 | 525 | 31 | 202 | 29 | 11 | 18 | 774 | 30 | 3612 | 8 |
| Total reported | 3605 | 100 | 25301 | 100 | 10500 | 100 | 1480 | 100 | 40886 | 100 | 149 | 100 | 1683 | 100 | 692 | 100 | 62 | 100 | 2586 | 100 | 43472 | 100 |
| Percent reported | 96.5 | | 96.3 | | 94.4 | | 90.4 | | 95.6 | | 93.1 | | 94.4 | | 94.5 | | 93.9 | | 94.4 | | 95.5 | |
| NOT REPORTED | 132 | | 968 | | 624 | | 158 | | 1882 | | 11 | | 99 | | 40 | | 4 | | 154 | | 2036 | |
| Total | 3737 | | 26269 | | 11124 | | 1638 | | 42768 | | 160 | | 1782 | | 732 | | 66 | | 2740 | | 45508 | |
| AVG READING SCORE | 7.64 | | 7.70 | | 7.05 | | 6.80 | | 7.49 | | 9.32 | | 9.07 | | 8.68 | | 7.95 | | 8.95 | | 7.58 | |

Inmate statistical profile

Sample: ACTIVE PRISONERS EXCLUDING JAIL
Active inmates 06/18/2001

Requestor: Statistics

Functional Math Level (WRAT Scores) by current age & sex

| WRAT Math Score | M E N | | | | | | | | W O M E N | | | | | | | | Grand Total % | | | | | |
|--------------------|-----------|-----|-----------|-----|-----------|-----|-----------|-----|-----------|-----|-----------|-----|-----------|-----|-----------|-----|---------------|-----------|------|-------------|-------|-----|
| | Age 00-21 | | Age 22-39 | | Age 40-54 | | Age 55-99 | | Men Total | | Age 00-21 | | Age 22-39 | | Age 40-54 | | | Age 55-99 | | Women Total | | |
| LESS THAN GRADE 6 | 1187 | 33 | 7785 | 31 | 4355 | 41 | 751 | 51 | 14078 | 34 | 32 | 21 | 426 | 25 | 259 | 37 | 31 | 50 | 748 | 29 | 14826 | 34 |
| 6TH THRU 8TH GRADE | 1813 | 50 | 12443 | 49 | 4118 | 39 | 406 | 27 | 18780 | 46 | 77 | 52 | 839 | 50 | 279 | 40 | 18 | 29 | 1213 | 47 | 19993 | 46 |
| GRADE 9 | 306 | 8 | 2255 | 9 | 752 | 7 | 103 | 7 | 3416 | 8 | 20 | 13 | 178 | 11 | 47 | 7 | 5 | 8 | 250 | 10 | 3666 | 8 |
| GRADE 10 | 161 | 4 | 1349 | 5 | 552 | 5 | 77 | 5 | 2139 | 5 | 12 | 8 | 107 | 6 | 46 | 7 | 5 | 8 | 170 | 7 | 2309 | 5 |
| GRADE 11 | 71 | 2 | 845 | 3 | 355 | 3 | 63 | 4 | 1334 | 3 | 6 | 4 | 70 | 4 | 22 | 3 | 3 | 5 | 101 | 4 | 1435 | 3 |
| GRADE 12 | 41 | 1 | 444 | 2 | 308 | 3 | 62 | 4 | 855 | 2 | 0 | 0 | 23 | 1 | 15 | 2 | 0 | 0 | 38 | 1 | 893 | 2 |
| MORE THAN GRADE 12 | 26 | 1 | 186 | 1 | 69 | 1 | 18 | 1 | 299 | 1 | 2 | 1 | 40 | 2 | 25 | 4 | 0 | 0 | 67 | 3 | 366 | 1 |
| Total reported | 3605 | 100 | 25307 | 100 | 10509 | 100 | 1480 | 100 | 40901 | 100 | 149 | 100 | 1683 | 100 | 693 | 100 | 62 | 100 | 2587 | 100 | 43488 | 100 |
| Percent reported | 96.5 | | 96.3 | | 94.5 | | 90.4 | | 95.6 | | 93.1 | | 94.4 | | 94.7 | | 93.9 | | 94.4 | | 95.6 | |
| NOT REPORTED | 132 | | 962 | | 615 | | 158 | | 1867 | | 11 | | 99 | | 39 | | 4 | | 153 | | 2020 | |
| Total | 3737 | | 26269 | | 11124 | | 1638 | | 42768 | | 160 | | 1782 | | 732 | | 66 | | 2740 | | 45508 | |
| AVG MATH SCORE | 6.83 | | 7.05 | | 6.65 | | 6.24 | | 6.90 | | 7.47 | | 7.40 | | 6.98 | | 6.04 | | 7.26 | | 6.92 | |

Inmate statistical profile

Sample: ACTIVE PRISONERS EXCLUDING JAIL
Active inmates 06/18/2001

Requestor: Statistics

Functional Spelling Level (WRAT Scores) by current age & sex

| WRAT Spelling Score | M E N | | | | | | | | W O M E N | | | | | | | | Grand Total % | | | | | |
|---------------------|-----------|-----|-----------|-----|-----------|-----|-----------|-----|-----------|-----|-----------|-----|-----------|-----|-----------|-----|---------------|-----------|------|-------------|-------|-----|
| | Age 00-21 | | Age 22-39 | | Age 40-54 | | Age 55-99 | | Men Total | | Age 00-21 | | Age 22-39 | | Age 40-54 | | | Age 55-99 | | Women Total | | |
| LESS THAN GRADE 6 | 1480 | 41 | 10991 | 43 | 5847 | 56 | 898 | 61 | 19216 | 47 | 30 | 20 | 416 | 25 | 220 | 32 | 23 | 37 | 689 | 27 | 19905 | 46 |
| 6TH THRU 8TH GRADE | 1172 | 33 | 7390 | 29 | 2465 | 23 | 294 | 20 | 11321 | 28 | 57 | 38 | 532 | 32 | 220 | 32 | 23 | 37 | 832 | 32 | 12153 | 28 |
| GRADE 9 | 296 | 8 | 1866 | 7 | 514 | 5 | 64 | 4 | 2740 | 7 | 20 | 13 | 170 | 10 | 47 | 7 | 3 | 5 | 240 | 9 | 2980 | 7 |
| GRADE 10 | 287 | 8 | 1735 | 7 | 481 | 5 | 58 | 4 | 2561 | 6 | 21 | 14 | 174 | 10 | 50 | 7 | 0 | 0 | 245 | 9 | 2806 | 6 |
| GRADE 11 | 133 | 4 | 904 | 4 | 259 | 2 | 33 | 2 | 1329 | 3 | 5 | 3 | 92 | 5 | 26 | 4 | 3 | 5 | 126 | 5 | 1455 | 3 |
| GRADE 12 | 154 | 4 | 1714 | 7 | 722 | 7 | 112 | 8 | 2702 | 7 | 3 | 2 | 79 | 5 | 24 | 3 | 1 | 2 | 107 | 4 | 2809 | 6 |
| MORE THAN GRADE 12 | 83 | 2 | 701 | 3 | 214 | 2 | 20 | 1 | 1018 | 2 | 13 | 9 | 220 | 13 | 106 | 15 | 9 | 15 | 348 | 13 | 1366 | 3 |
| Total reported | 3605 | 100 | 25301 | 100 | 10502 | 100 | 1479 | 100 | 40887 | 100 | 149 | 100 | 1683 | 100 | 693 | 100 | 62 | 100 | 2587 | 100 | 43474 | 100 |
| Percent reported | 96.5 | | 96.3 | | 94.4 | | 90.3 | | 95.6 | | 93.1 | | 94.4 | | 94.7 | | 93.9 | | 94.4 | | 95.5 | |
| NOT REPORTED | 132 | | 968 | | 622 | | 159 | | 1881 | | 11 | | 99 | | 39 | | 4 | | 153 | | 2034 | |
| Total | 3737 | | 26269 | | 11124 | | 1638 | | 42768 | | 160 | | 1782 | | 732 | | 66 | | 2740 | | 45508 | |
| AVG SPELLING SCORE | 6.88 | | 6.84 | | 5.99 | | 5.55 | | 6.58 | | 8.31 | | 8.31 | | 7.91 | | 6.89 | | 8.17 | | 6.67 | |

Inmate statistical profile

Sample: ACTIVE PRISONERS EXCLUDING JAIL
Active inmates 06/18/2001

Requestor: Statistics

Self-Rpt Guardian Status To Age 16 by current age & sex

| Guardian Status | M E N | | | | | | | | W O M E N | | | | | | | | Grand Total % | | | | | |
|------------------|-------------|-------------|-------------|-------------|-------------|-------------|-------------|-------------|-------------|---------------|-----|------|------|------|-----|------|---------------|------|------|------|-------|------|
| | Age 00-21 % | Age 22-39 % | Age 40-54 % | Age 55-99 % | Men Total % | Age 00-21 % | Age 22-39 % | Age 40-54 % | Age 55-99 % | Women Total % | | | | | | | | | | | | |
| ORPHANAGE | 3 | 0 | 34 | 0 | 21 | 0 | 10 | 1 | 68 | 0 | 0 | 0 | 1 | 0 | 2 | 0 | 0 | 0 | 3 | 0 | 71 | 0 |
| FATHER ONLY | 136 | 4 | 663 | 3 | 262 | 2 | 27 | 2 | 1088 | 3 | 4 | 3 | 47 | 3 | 18 | 3 | 4 | 6 | 73 | 3 | 1161 | 3 |
| FTR MTR HD | 233 | 6 | 1486 | 6 | 654 | 6 | 75 | 5 | 2448 | 6 | 6 | 4 | 85 | 5 | 37 | 5 | 0 | 0 | 128 | 5 | 2576 | 6 |
| MOTHER ONLY | 1889 | 52 | 11351 | 44 | 3537 | 32 | 345 | 22 | 17122 | 41 | 66 | 42 | 690 | 39 | 205 | 29 | 18 | 29 | 979 | 36 | 18101 | 41 |
| MTR FTR HD | 786 | 22 | 8185 | 32 | 4861 | 45 | 902 | 57 | 14734 | 35 | 47 | 30 | 631 | 36 | 352 | 49 | 34 | 54 | 1064 | 40 | 15798 | 35 |
| OTH FEMALE | 76 | 2 | 604 | 2 | 287 | 3 | 43 | 3 | 1010 | 2 | 6 | 4 | 49 | 3 | 20 | 3 | 3 | 5 | 78 | 3 | 1088 | 2 |
| OTH MALE | 31 | 1 | 86 | 0 | 50 | 0 | 7 | 0 | 174 | 0 | 0 | 0 | 4 | 0 | 3 | 0 | 0 | 0 | 7 | 0 | 181 | 0 |
| STEP-PARNTS | 41 | 1 | 457 | 2 | 145 | 1 | 23 | 1 | 666 | 2 | 0 | 0 | 5 | 0 | 3 | 0 | 0 | 0 | 8 | 0 | 674 | 2 |
| FOSTER HOME | 42 | 1 | 251 | 1 | 125 | 1 | 19 | 1 | 437 | 1 | 5 | 3 | 42 | 2 | 9 | 1 | 1 | 2 | 57 | 2 | 494 | 1 |
| GRAND PRNTS | 336 | 9 | 2145 | 8 | 714 | 7 | 106 | 7 | 3301 | 8 | 19 | 12 | 177 | 10 | 58 | 8 | 3 | 5 | 257 | 10 | 3558 | 8 |
| OTHER | 72 | 2 | 535 | 2 | 241 | 2 | 24 | 2 | 872 | 2 | 3 | 2 | 19 | 1 | 8 | 1 | 0 | 0 | 30 | 1 | 902 | 2 |
| Total reported | 3645 | 100 | 25797 | 100 | 10897 | 100 | 1581 | 100 | 41920 | 100 | 156 | 100 | 1750 | 100 | 715 | 100 | 63 | 100 | 2684 | 100 | 44604 | 100 |
| Percent reported | | 97.5 | | 98.2 | | 98.0 | | 96.5 | | 98.0 | | 97.5 | | 98.2 | | 97.7 | | 95.5 | | 98.0 | | 98.0 |
| NOT RPTD | 92 | | 472 | | 227 | | 57 | | 848 | | 4 | | 32 | | 17 | | 3 | | 56 | | 904 | |
| Total | 3737 | | 26269 | | 11124 | | 1638 | | 42768 | | 160 | | 1782 | | 732 | | 66 | | 2740 | | 45508 | |

Inmate statistical profile

Sample: ACTIVE PRISONERS EXCLUDING JAIL
Active inmates 06/18/2001

Requestor: Statistics

Self-Rpt Employment Status Before Prison by current age & sex

| Employment | M E N | | | | | | | | W O M E N | | | | | | | | Grand Total % | | | | | |
|------------------|----------------|-----|----------------|-----|----------------|-----|----------------|-----|----------------|-----|----------------|-----|----------------|-----|----------------|-----|------------------|----------------|------|------------------|-------|-----|
| | Age 00-21 % | | Age 22-39 % | | Age 40-54 % | | Age 55-99 % | | Men Total % | | Age 00-21 % | | Age 22-39 % | | Age 40-54 % | | | Age 55-99 % | | Women Total % | | |
| FULL TIME | 1032 | 30 | 13158 | 54 | 5746 | 56 | 637 | 44 | 20573 | 52 | 46 | 31 | 647 | 41 | 233 | 37 | 17 | 30 | 943 | 39 | 21516 | 51 |
| PART TIME | 415 | 12 | 2278 | 9 | 665 | 6 | 91 | 6 | 3449 | 9 | 15 | 10 | 106 | 7 | 41 | 6 | 1 | 2 | 163 | 7 | 3612 | 9 |
| UNEMPL < 6M | 399 | 12 | 3118 | 13 | 1154 | 11 | 146 | 10 | 4817 | 12 | 17 | 12 | 256 | 16 | 104 | 16 | 9 | 16 | 386 | 16 | 5203 | 12 |
| UNEMPL > 6M | 381 | 11 | 3773 | 15 | 1909 | 19 | 310 | 21 | 6373 | 16 | 17 | 12 | 265 | 17 | 148 | 23 | 16 | 28 | 446 | 19 | 6819 | 16 |
| NEVER WORKD | 963 | 28 | 1475 | 6 | 106 | 1 | 6 | 0 | 2550 | 6 | 39 | 27 | 187 | 12 | 25 | 4 | 4 | 7 | 255 | 11 | 2805 | 7 |
| STUDENT | 180 | 5 | 143 | 1 | 15 | 0 | 2 | 0 | 340 | 1 | 11 | 7 | 10 | 1 | 4 | 1 | 0 | 0 | 25 | 1 | 365 | 1 |
| INCAPABLE | 21 | 1 | 503 | 2 | 723 | 7 | 256 | 18 | 1503 | 4 | 2 | 1 | 94 | 6 | 83 | 13 | 10 | 18 | 189 | 8 | 1692 | 4 |
| OTHER | 0 | 0 | 0 | 0 | 0 | 0 | 0 | 0 | 0 | 0 | 0 | 0 | 0 | 0 | 0 | 0 | 0 | 0 | 0 | 0 | 0 | 0 |
| Total reported | 3391 | 100 | 24448 | 100 | 10318 | 100 | 1448 | 100 | 39605 | 100 | 147 | 100 | 1565 | 100 | 638 | 100 | 57 | 100 | 2407 | 100 | 42012 | 100 |
| Percent reported | 90.7 | | 93.1 | | 92.8 | | 88.4 | | 92.6 | | 91.9 | | 87.8 | | 87.2 | | 86.4 | | 87.8 | | 92.3 | |
| NOT RPTD | 346 | | 1821 | | 806 | | 190 | | 3163 | | 13 | | 217 | | 94 | | 9 | | 333 | | 3496 | |
| Total | 3737 | | 26269 | | 11124 | | 1638 | | 42768 | | 160 | | 1782 | | 732 | | 66 | | 2740 | | 45508 | |

* NOTE: THE FIELD LABELD "OTHER" WAS CORRECTED IN APRIL 1989; INMATES CODED "PRE-OTIS NOT REPORTED" NOW HAVE BEEN REMOVED FROM THIS FIELD AND IDENTIFIED AS "NOT REPORTED".

Inmate statistical profile

Sample: ACTIVE PRISONERS EXCLUDING JAIL
Active inmates 06/18/2001

Requestor: Statistics

Self-Rpt Marital Status At Admission by current age & sex

| Marital Status | M E N | | | | | | | | W O M E N | | | | | | | | Grand Total % | | | | | |
|------------------|-------------|-----|-------------|-----|-------------|-----|-------------|-----|-------------|-----|-------------|-----|-------------|-----|-------------|-----|---------------|-------------|------|---------------|-------|-----|
| | Age 00-21 % | | Age 22-39 % | | Age 40-54 % | | Age 55-99 % | | Men Total % | | Age 00-21 % | | Age 22-39 % | | Age 40-54 % | | | Age 55-99 % | | Women Total % | | |
| SINGLE | 3446 | 94 | 17091 | 66 | 3995 | 37 | 253 | 16 | 24785 | 59 | 147 | 94 | 975 | 56 | 220 | 31 | 10 | 16 | 1352 | 50 | 26137 | 58 |
| MARRIED | 52 | 1 | 2904 | 11 | 2024 | 19 | 467 | 29 | 5447 | 13 | 2 | 1 | 243 | 14 | 120 | 17 | 7 | 11 | 372 | 14 | 5819 | 13 |
| SEPARATED | 10 | 0 | 1037 | 4 | 1022 | 9 | 169 | 11 | 2238 | 5 | 4 | 3 | 202 | 12 | 102 | 14 | 7 | 11 | 315 | 12 | 2553 | 6 |
| DIVORCED | 9 | 0 | 1766 | 7 | 2351 | 22 | 437 | 27 | 4563 | 11 | 1 | 1 | 202 | 12 | 152 | 21 | 16 | 25 | 371 | 14 | 4934 | 11 |
| WIDOWED | 4 | 0 | 101 | 0 | 240 | 2 | 129 | 8 | 474 | 1 | 0 | 0 | 33 | 2 | 65 | 9 | 20 | 32 | 118 | 4 | 592 | 1 |
| COMMON LAW | 127 | 3 | 2934 | 11 | 1281 | 12 | 133 | 8 | 4475 | 11 | 2 | 1 | 97 | 6 | 54 | 8 | 3 | 5 | 156 | 6 | 4631 | 10 |
| OTHER | 1 | 0 | 8 | 0 | 3 | 0 | 3 | 0 | 15 | 0 | 0 | 0 | 1 | 0 | 2 | 0 | 0 | 0 | 3 | 0 | 18 | 0 |
| Total reported | 3649 | 100 | 25841 | 100 | 10916 | 100 | 1591 | 100 | 41997 | 100 | 156 | 100 | 1753 | 100 | 715 | 100 | 63 | 100 | 2687 | 100 | 44684 | 100 |
| Percent reported | 97.6 | | 98.4 | | 98.1 | | 97.1 | | 98.2 | | 97.5 | | 98.4 | | 97.7 | | 95.5 | | 98.1 | | 98.2 | |
| NOT RPTD | 88 | | 428 | | 208 | | 47 | | 771 | | 4 | | 29 | | 17 | | 3 | | 53 | | 824 | |
| Total | 3737 | | 26269 | | 11124 | | 1638 | | 42768 | | 160 | | 1782 | | 732 | | 66 | | 2740 | | 45508 | |

Inmate statistical profile

Sample: ACTIVE PRISONERS EXCLUDING JAIL
Active inmates 06/18/2001

Requestor: Statistics

Self-Rpt Number Of Children At Admission by current age & sex

| Number Of Children | M E N | | | | | | | | W O M E N | | | | | | | | Grand Total % | | | | | |
|----------------------|-------------|-------------|-------------|-------------|-------------|-------------|-------------|-------------|-------------|---------------|------|-----|------|-----|------|-----|---------------|-----|------|-----|-------|-----|
| | Age 00-21 % | Age 22-39 % | Age 40-54 % | Age 55-99 % | Men Total % | Age 00-21 % | Age 22-39 % | Age 40-54 % | Age 55-99 % | Women Total % | | | | | | | | | | | | |
| NO CHILDREN | 0 | 0 | 775 | 5 | 445 | 6 | 66 | 5 | 1286 | 5 | 0 | 0 | 7 | 0 | 7 | 1 | 2 | 3 | 16 | 1 | 1302 | 5 |
| ONE CHILD | 635 | 74 | 6438 | 41 | 2391 | 30 | 254 | 19 | 9718 | 37 | 46 | 65 | 335 | 23 | 125 | 20 | 6 | 10 | 512 | 23 | 10230 | 36 |
| TWO CHILDREN | 161 | 19 | 4270 | 27 | 2227 | 28 | 314 | 23 | 6972 | 27 | 18 | 25 | 427 | 30 | 183 | 29 | 16 | 27 | 644 | 29 | 7616 | 27 |
| THREE CHILDREN | 50 | 6 | 2307 | 15 | 1477 | 18 | 277 | 21 | 4111 | 16 | 4 | 6 | 358 | 25 | 162 | 26 | 15 | 25 | 539 | 25 | 4650 | 17 |
| FOUR CHILDREN | 8 | 1 | 1079 | 7 | 771 | 10 | 152 | 11 | 2010 | 8 | 3 | 4 | 167 | 12 | 91 | 15 | 10 | 17 | 271 | 12 | 2281 | 8 |
| FIVE CHILDREN | 3 | 0 | 452 | 3 | 400 | 5 | 106 | 8 | 961 | 4 | 0 | 0 | 85 | 6 | 33 | 5 | 2 | 3 | 120 | 5 | 1081 | 4 |
| MORE THAN 5 CHILDREN | 1 | 0 | 349 | 2 | 377 | 5 | 176 | 13 | 903 | 3 | 0 | 0 | 49 | 3 | 26 | 4 | 8 | 14 | 83 | 4 | 986 | 4 |
| Total reported | 858 | 100 | 15670 | 100 | 8088 | 100 | 1345 | 100 | 25961 | 100 | 71 | 100 | 1428 | 100 | 627 | 100 | 59 | 100 | 2185 | 100 | 28146 | 100 |
| Percent reported | 23.0 | | 59.7 | | 72.7 | | 82.1 | | 60.7 | | 44.4 | | 80.1 | | 85.7 | | 89.4 | | 79.7 | | 61.8 | |
| NOT REPORTED | 2879 | | 10599 | | 3036 | | 293 | | 16807 | | 89 | | 354 | | 105 | | 7 | | 555 | | 17362 | |
| Total | 3737 | | 26269 | | 11124 | | 1638 | | 42768 | | 160 | | 1782 | | 732 | | 66 | | 2740 | | 45508 | |
| AVG NUM CHILDREN | 1.35 | | 1.99 | | 2.37 | | 3.11 | | 2.15 | | 1.49 | | 2.58 | | 2.68 | | 3.27 | | 2.59 | | 2.18 | |

* NOTE: THE FIELD LABELED "NO CHILDREN" WAS CORRECTED IN MARCH 1989: MISSING DATA FOR INMATES STILL IN DIAGNOSTICS NOW HAS BEEN REMOVED FROM THIS FIELD AND IDENTIFIED AS "NOT REPORTED" INFORMATION.

Inmate statistical profile

Sample: ACTIVE PRISONERS EXCLUDING JAIL
Active inmates 06/18/2001

Requestor: Statistics

Self-Rpt Religious Affiliation by current age & sex

| Religion | M E N | | | | | | | | W O M E N | | | | | | | | Grand Total | % | | | | |
|------------------|-----------|-----|-----------|-----|-----------|-----|-----------|-----|-----------|-----|-----------|-----|-----------|-----|-----------|-----|-------------|-----|-----------|-----|-------------|-----|
| | Age 00-21 | % | Age 22-39 | % | Age 40-54 | % | Age 55-99 | % | Men Total | % | Age 00-21 | % | Age 22-39 | % | Age 40-54 | % | | | Age 55-99 | % | Women Total | % |
| ISLAM | 74 | 2 | 936 | 4 | 340 | 3 | 28 | 2 | 1378 | 3 | 2 | 1 | 18 | 1 | 2 | 0 | 0 | 0 | 22 | 1 | 1400 | 3 |
| CATHOLIC | 119 | 3 | 947 | 4 | 366 | 3 | 59 | 4 | 1491 | 4 | 5 | 3 | 81 | 5 | 30 | 4 | 2 | 3 | 118 | 4 | 1609 | 4 |
| BAPTIST | 1521 | 42 | 12666 | 50 | 6259 | 59 | 901 | 58 | 21347 | 52 | 89 | 57 | 1083 | 62 | 457 | 64 | 41 | 67 | 1670 | 63 | 23017 | 52 |
| METHODIST | 53 | 1 | 491 | 2 | 403 | 4 | 98 | 6 | 1045 | 3 | 6 | 4 | 61 | 4 | 42 | 6 | 5 | 8 | 114 | 4 | 1159 | 3 |
| EPISCOPLN | 5 | 0 | 38 | 0 | 19 | 0 | 6 | 0 | 68 | 0 | 0 | 0 | 4 | 0 | 4 | 1 | 0 | 0 | 8 | 0 | 76 | 0 |
| PRESBYTRN | 3 | 0 | 49 | 0 | 33 | 0 | 14 | 1 | 99 | 0 | 0 | 0 | 0 | 0 | 3 | 0 | 2 | 3 | 5 | 0 | 104 | 0 |
| CHC OF GOD | 39 | 1 | 308 | 1 | 146 | 1 | 27 | 2 | 520 | 1 | 1 | 1 | 21 | 1 | 15 | 2 | 2 | 3 | 39 | 1 | 559 | 1 |
| HOLINESS | 68 | 2 | 962 | 4 | 517 | 5 | 88 | 6 | 1635 | 4 | 8 | 5 | 191 | 11 | 80 | 11 | 4 | 7 | 283 | 11 | 1918 | 4 |
| JEWISH | 1 | 0 | 21 | 0 | 11 | 0 | 3 | 0 | 36 | 0 | 1 | 1 | 0 | 0 | 0 | 0 | 0 | 0 | 1 | 0 | 37 | 0 |
| ANGLICAN | 0 | 0 | 4 | 0 | 4 | 0 | 0 | 0 | 8 | 0 | 0 | 0 | 1 | 0 | 0 | 0 | 0 | 0 | 1 | 0 | 9 | 0 |
| GRK ORTHDX | 1 | 0 | 1 | 0 | 2 | 0 | 1 | 0 | 5 | 0 | 0 | 0 | 0 | 0 | 0 | 0 | 0 | 0 | 0 | 0 | 5 | 0 |
| HINDU | 0 | 0 | 2 | 0 | 0 | 0 | 0 | 0 | 2 | 0 | 0 | 0 | 0 | 0 | 0 | 0 | 0 | 0 | 0 | 0 | 2 | 0 |
| BUDDHIST | 7 | 0 | 25 | 0 | 3 | 0 | 0 | 0 | 35 | 0 | 0 | 0 | 0 | 0 | 0 | 0 | 0 | 0 | 0 | 0 | 35 | 0 |
| TAOIST | 0 | 0 | 2 | 0 | 2 | 0 | 0 | 0 | 4 | 0 | 0 | 0 | 0 | 0 | 0 | 0 | 0 | 0 | 0 | 0 | 4 | 0 |
| SHINTOIST | 2 | 0 | 14 | 0 | 1 | 0 | 0 | 0 | 17 | 0 | 0 | 0 | 0 | 0 | 0 | 0 | 0 | 0 | 0 | 0 | 17 | 0 |
| SEVEN D AD | 14 | 0 | 56 | 0 | 32 | 0 | 9 | 1 | 111 | 0 | 0 | 0 | 5 | 0 | 3 | 0 | 0 | 0 | 8 | 0 | 119 | 0 |
| JEHOVAH WT | 26 | 1 | 210 | 1 | 78 | 1 | 6 | 0 | 320 | 1 | 0 | 0 | 16 | 1 | 4 | 1 | 1 | 2 | 21 | 1 | 341 | 1 |
| LATR DAY S | 5 | 0 | 20 | 0 | 13 | 0 | 4 | 0 | 42 | 0 | 0 | 0 | 2 | 0 | 2 | 0 | 0 | 0 | 4 | 0 | 46 | 0 |
| QUAKER | 0 | 0 | 0 | 0 | 0 | 0 | 0 | 0 | 0 | 0 | 0 | 0 | 0 | 0 | 0 | 0 | 0 | 0 | 0 | 0 | 0 | 0 |
| OTHER PROD | 442 | 12 | 2180 | 9 | 577 | 5 | 98 | 6 | 3297 | 8 | 26 | 17 | 131 | 8 | 39 | 5 | 2 | 3 | 198 | 7 | 3495 | 8 |
| NONE | 882 | 25 | 4592 | 18 | 1227 | 12 | 117 | 8 | 6818 | 17 | 6 | 4 | 53 | 3 | 4 | 1 | 0 | 0 | 63 | 2 | 6881 | 16 |
| OTHER | 338 | 9 | 1882 | 7 | 632 | 6 | 95 | 6 | 2947 | 7 | 12 | 8 | 73 | 4 | 25 | 4 | 2 | 3 | 112 | 4 | 3059 | 7 |
| Total reported | 3600 | 100 | 25406 | 100 | 10665 | 100 | 1554 | 100 | 41225 | 100 | 156 | 100 | 1740 | 100 | 710 | 100 | 61 | 100 | 2667 | 100 | 43892 | 100 |
| Percent reported | 96.3 | | 96.7 | | 95.9 | | 94.9 | | 96.4 | | 97.5 | | 97.6 | | 97.0 | | 92.4 | | 97.3 | | 96.4 | |
| NOT RPTD | 137 | | 863 | | 459 | | 84 | | 1543 | | 4 | | 42 | | 22 | | 5 | | 73 | | 1616 | |
| Total | 3737 | | 26269 | | 11124 | | 1638 | | 42768 | | 160 | | 1782 | | 732 | | 66 | | 2740 | | 45508 | |

Inmate statistical profile

Sample: ACTIVE PRISONERS EXCLUDING JAIL
Active inmates 06/18/2001

Requestor: Statistics

Self-Rpt Family Behavior Patterns * by current age & sex

| Family Behavior | M E N | | | | | | | | W O M E N | | | | | | | | Grand Total | % | | | | |
|------------------|-----------|------|-----------|------|-----------|------|-----------|------|-----------|------|-----------|------|-----------|------|-----------|------|-------------|------|-----------|------|-------------|------|
| | Age 00-21 | % | Age 22-39 | % | Age 40-54 | % | Age 55-99 | % | Men Total | % | Age 00-21 | % | Age 22-39 | % | Age 40-54 | % | | | Age 55-99 | % | Women Total | % |
| CRIMINLTY | 1157 | 23 | 7685 | 24 | 3160 | 26 | 344 | 24 | 12346 | 24 | 62 | 18 | 660 | 17 | 264 | 20 | 11 | 13 | 997 | 18 | 13343 | 24 |
| ALCOHOLISM | 446 | 9 | 3774 | 12 | 2027 | 16 | 244 | 17 | 6491 | 13 | 28 | 8 | 468 | 12 | 182 | 14 | 14 | 17 | 692 | 12 | 7183 | 13 |
| DRUG ABUSE | 403 | 8 | 2256 | 7 | 791 | 6 | 57 | 4 | 3507 | 7 | 33 | 10 | 356 | 9 | 112 | 8 | 0 | 0 | 501 | 9 | 4008 | 7 |
| DOMINERING | 12 | 0 | 89 | 0 | 50 | 0 | 4 | 0 | 155 | 0 | 31 | 9 | 452 | 12 | 191 | 14 | 14 | 17 | 688 | 12 | 843 | 1 |
| MIGRANT | 32 | 1 | 247 | 1 | 134 | 1 | 12 | 1 | 425 | 1 | 1 | 0 | 12 | 0 | 4 | 0 | 0 | 0 | 17 | 0 | 442 | 1 |
| INFL BTGS | 78 | 2 | 910 | 3 | 489 | 4 | 96 | 7 | 1573 | 3 | 15 | 4 | 272 | 7 | 108 | 8 | 10 | 12 | 405 | 7 | 1978 | 4 |
| PERMISSIVE | 11 | 0 | 52 | 0 | 40 | 0 | 7 | 0 | 110 | 0 | 28 | 8 | 232 | 6 | 61 | 5 | 2 | 2 | 323 | 6 | 433 | 1 |
| FATH ABSNT | 2246 | 45 | 13410 | 42 | 4231 | 34 | 452 | 32 | 20339 | 40 | 89 | 26 | 816 | 22 | 239 | 18 | 19 | 23 | 1163 | 21 | 21502 | 38 |
| MOTH ABSNT | 591 | 12 | 3313 | 10 | 1195 | 10 | 166 | 12 | 5265 | 10 | 33 | 10 | 219 | 6 | 82 | 6 | 9 | 11 | 343 | 6 | 5608 | 10 |
| NONE | 47 | 1 | 418 | 1 | 206 | 2 | 27 | 2 | 698 | 1 | 21 | 6 | 306 | 8 | 86 | 6 | 5 | 6 | 418 | 8 | 1116 | 2 |
| Total reported | 5023 | 100 | 32154 | 100 | 12323 | 100 | 1409 | 100 | 50909 | 100 | 341 | 100 | 3793 | 100 | 1329 | 100 | 84 | 100 | 5547 | 100 | 56456 | 100 |
| Percent reported | | 77.0 | | 71.5 | | 65.4 | | 54.1 | | 69.7 | | 87.5 | | 83.3 | | 78.7 | | 62.1 | | 81.8 | | 70.5 |
| OTHER | 858 | | 7490 | | 3845 | | 752 | | 12945 | | 20 | | 298 | | 156 | | 25 | | 499 | | 13444 | |
| Total | 3737 | | 26269 | | 11124 | | 1638 | | 42768 | | 160 | | 1782 | | 732 | | 66 | | 2740 | | 45508 | |

* NOTE: SINCE THERE CAN BE UP TO FIVE BEHAVIOR CODES PER INMATE, THE NUMBER OF CASES REPORTED IN THE DETAIL LINES AND THE TOTAL REPORTED LINE MAY EXCEED THE TOTAL NUMBER OF CASES. IN SHORT, THIS TABLE COUNTS THE NUMBER OF BEHAVIOR PROBLEMS, NOT INMATES.

Inmate statistical profile

Sample: ACTIVE PRISONERS EXCLUDING JAIL
Active inmates 06/18/2001

Requestor: Statistics

Inmate Diagnostic Behavior Problem * by current age & sex

| Diagnostic Problem | M E N | | | | | | | | W O M E N | | | | | | | | Grand Total | % | | | | |
|--------------------|-----------|-----|-----------|-----|-----------|-----|-----------|-----|-----------|-----|-----------|-----|-----------|-----|-----------|-----|-------------|-----|-----------|-----|-------------|-----|
| | Age 00-21 | % | Age 22-39 | % | Age 40-54 | % | Age 55-99 | % | Men Total | % | Age 00-21 | % | Age 22-39 | % | Age 40-54 | % | | | Age 55-99 | % | Women Total | % |
| ALCOHOLIC | 46 | 1 | 1072 | 2 | 953 | 5 | 164 | 7 | 2235 | 3 | 3 | 1 | 171 | 5 | 93 | 7 | 9 | 9 | 276 | 6 | 2511 | 3 |
| ALCOH ABSE | 670 | 10 | 6376 | 13 | 3155 | 15 | 422 | 17 | 10623 | 14 | 15 | 6 | 278 | 9 | 126 | 10 | 14 | 14 | 433 | 9 | 11056 | 13 |
| DRUG EXP | 1349 | 20 | 8912 | 18 | 3268 | 16 | 223 | 9 | 13752 | 18 | 25 | 10 | 235 | 7 | 95 | 7 | 5 | 5 | 360 | 8 | 14112 | 17 |
| DRUG ABSE | 1188 | 18 | 8996 | 19 | 3930 | 19 | 198 | 8 | 14312 | 18 | 44 | 18 | 884 | 28 | 336 | 27 | 10 | 10 | 1274 | 27 | 15586 | 19 |
| NARC ADDCT | 33 | 0 | 613 | 1 | 427 | 2 | 24 | 1 | 1097 | 1 | 1 | 0 | 53 | 2 | 41 | 3 | 1 | 1 | 96 | 2 | 1193 | 1 |
| EPILEPTIC | 31 | 0 | 263 | 1 | 201 | 1 | 32 | 1 | 527 | 1 | 2 | 1 | 74 | 2 | 32 | 3 | 4 | 4 | 112 | 2 | 639 | 1 |
| MANIPULTVE | 932 | 14 | 4968 | 10 | 1553 | 7 | 168 | 7 | 7621 | 10 | 3 | 1 | 51 | 2 | 30 | 2 | 2 | 2 | 86 | 2 | 7707 | 9 |
| ASSAULTIVE | 1496 | 23 | 10207 | 21 | 4182 | 20 | 617 | 24 | 16502 | 21 | 61 | 25 | 564 | 18 | 212 | 17 | 14 | 14 | 851 | 18 | 17353 | 21 |
| ESCAPE TEND | 82 | 1 | 1096 | 2 | 705 | 3 | 103 | 4 | 1986 | 3 | 3 | 1 | 91 | 3 | 34 | 3 | 0 | 0 | 128 | 3 | 2114 | 3 |
| SUICIDAL | 129 | 2 | 1042 | 2 | 461 | 2 | 58 | 2 | 1690 | 2 | 13 | 5 | 174 | 6 | 57 | 4 | 5 | 5 | 249 | 5 | 1939 | 2 |
| WITHDRAWN | 14 | 0 | 157 | 0 | 90 | 0 | 17 | 1 | 278 | 0 | 13 | 5 | 84 | 3 | 23 | 2 | 2 | 2 | 122 | 3 | 400 | 0 |
| PR RLTY CT | 36 | 1 | 377 | 1 | 242 | 1 | 30 | 1 | 685 | 1 | 14 | 6 | 95 | 3 | 31 | 2 | 5 | 5 | 145 | 3 | 830 | 1 |
| HOMOSEXUAL | 15 | 0 | 145 | 0 | 77 | 0 | 16 | 1 | 253 | 0 | 14 | 6 | 115 | 4 | 20 | 2 | 0 | 0 | 149 | 3 | 402 | 0 |
| NONE | 68 | 1 | 1100 | 2 | 626 | 3 | 178 | 7 | 1972 | 3 | 1 | 0 | 27 | 1 | 27 | 2 | 12 | 12 | 67 | 1 | 2039 | 2 |
| OTHER | 52 | 1 | 484 | 1 | 329 | 2 | 79 | 3 | 944 | 1 | 2 | 1 | 16 | 1 | 11 | 1 | 5 | 5 | 34 | 1 | 978 | 1 |
| NOT RPTD | 414 | 6 | 2211 | 5 | 704 | 3 | 185 | 7 | 3514 | 4 | 34 | 14 | 248 | 8 | 98 | 8 | 9 | 9 | 389 | 8 | 3903 | 5 |
| Total reported | 6609 | 100 | 48251 | 100 | 20935 | 100 | 2523 | 100 | 78318 | 100 | 248 | 100 | 3160 | 100 | 1267 | 100 | 97 | 100 | 4772 | 100 | 83090 | 100 |
| Percent reported | 98.6 | | 99.1 | | 99.7 | | 99.5 | | 99.2 | | 100.0 | | 100.0 | | 99.9 | | 100.0 | | 100.0 | | 99.3 | |
| UNKNOWN | 54 | | 232 | | 32 | | 9 | | 327 | | 0 | | 0 | | 1 | | 0 | | 1 | | 328 | |
| Total | 3737 | | 26269 | | 11124 | | 1638 | | 42768 | | 160 | | 1782 | | 732 | | 66 | | 2740 | | 45508 | |

* NOTE: SINCE THERE CAN BE UP TO FIVE BEHAVIOR CODES PER INMATE, THE NUMBER OF CASES REPORTED IN THE DETAIL LINES AND THE TOTAL REPORTED LINE MAY EXCEED THE TOTAL NUMBER OF CASES. IN SHORT, THIS TABLE COUNTS THE NUMBER OF BEHAVIOR PROBLEMS, NOT INMATES.

Inmate statistical profile

Sample: ACTIVE PRISONERS EXCLUDING JAIL
Active inmates 06/18/2001

Requestor: Statistics

Physical Profile (General Condition) by current age & sex

| Physical Profile | M E N | | | | | | | | W O M E N | | | | | | | | Grand Total % | | | | | |
|-----------------------|----------------|-----|----------------|-----|----------------|-----|----------------|-----|----------------|-----|----------------|-----|----------------|-----|----------------|-----|------------------|----------------|------|------------------|-------|-----|
| | Age 00-21 % | | Age 22-39 % | | Age 40-54 % | | Age 55-99 % | | Men Total % | | Age 00-21 % | | Age 22-39 % | | Age 40-54 % | | | Age 55-99 % | | Women Total % | | |
| NO LIMITATION | 3336 | 91 | 19517 | 76 | 5402 | 50 | 312 | 20 | 28567 | 68 | 140 | 92 | 1341 | 78 | 432 | 61 | 11 | 18 | 1924 | 73 | 30491 | 68 |
| DEFECT NO MAJOR LIMIT | 128 | 4 | 2641 | 10 | 1966 | 18 | 294 | 18 | 5029 | 12 | 1 | 1 | 61 | 4 | 61 | 9 | 11 | 18 | 134 | 5 | 5163 | 12 |
| DEFECT MAJOR LIMIT | 188 | 5 | 3585 | 14 | 3432 | 31 | 901 | 56 | 8106 | 19 | 11 | 7 | 312 | 18 | 206 | 29 | 37 | 60 | 566 | 21 | 8672 | 19 |
| VERY MAJOR DEFECT | 1 | 0 | 50 | 0 | 110 | 1 | 88 | 6 | 249 | 1 | 0 | 0 | 2 | 0 | 7 | 1 | 3 | 5 | 12 | 0 | 261 | 1 |
| Total reported | 3653 | 100 | 25793 | 100 | 10910 | 100 | 1595 | 100 | 41951 | 100 | 152 | 100 | 1716 | 100 | 706 | 100 | 62 | 100 | 2636 | 100 | 44587 | 100 |
| Percent reported | 97.8 | | 98.2 | | 98.1 | | 97.4 | | 98.1 | | 95.0 | | 96.3 | | 96.4 | | 93.9 | | 96.2 | | 98.0 | |
| NOT REPORTED | 84 | | 476 | | 214 | | 43 | | 817 | | 8 | | 66 | | 26 | | 4 | | 104 | | 921 | |
| Total | 3737 | | 26269 | | 11124 | | 1638 | | 42768 | | 160 | | 1782 | | 732 | | 66 | | 2740 | | 45508 | |

Inmate statistical profile

Sample: ACTIVE PRISONERS EXCLUDING JAIL
Active inmates 06/18/2001

Requestor: Statistics

Security Status by current age & sex

| Security | M E N | | | | | | | | W O M E N | | | | | | | | Grand Total % | | | | | |
|------------------|----------------|----------------|----------------|----------------|-------|-----|----------------|----------------|----------------|----------------|-------|-----|-------|-----|-------|-----|------------------|-----|-------|-----|-------|-----|
| | Age 00-21 % | Age 22-39 % | Age 40-54 % | Age 55-99 % | Men | | Age 00-21 % | Age 22-39 % | Age 40-54 % | Age 55-99 % | Women | | | | | | | | | | | |
| DIAG INCOM | 0 | 0 | 16 | 0 | 2 | 0 | 0 | 0 | 18 | 0 | 0 | 0 | 0 | 0 | 0 | 0 | 0 | 18 | 0 | | | |
| WRK RELEAS | 0 | 0 | 0 | 0 | 0 | 0 | 0 | 0 | 0 | 0 | 0 | 0 | 1 | 0 | 0 | 0 | 1 | 0 | 1 | 0 | | |
| TRUSTY | 42 | 1 | 1451 | 6 | 788 | 7 | 65 | 4 | 2346 | 5 | 5 | 3 | 96 | 5 | 47 | 6 | 4 | 6 | 152 | 6 | 2498 | 5 |
| MINIMUM | 1085 | 29 | 8915 | 34 | 3993 | 36 | 536 | 33 | 14529 | 34 | 68 | 43 | 1007 | 57 | 431 | 59 | 42 | 64 | 1548 | 56 | 16077 | 35 |
| MEDIUM | 1568 | 42 | 10121 | 39 | 4442 | 40 | 813 | 50 | 16944 | 40 | 58 | 36 | 493 | 28 | 193 | 26 | 17 | 26 | 761 | 28 | 17705 | 39 |
| CLOSE | 745 | 20 | 4092 | 16 | 1265 | 11 | 146 | 9 | 6248 | 15 | 24 | 15 | 128 | 7 | 37 | 5 | 2 | 3 | 191 | 7 | 6439 | 14 |
| MAXIMUM | 16 | 0 | 556 | 2 | 203 | 2 | 22 | 1 | 797 | 2 | 0 | 0 | 5 | 0 | 1 | 0 | 0 | 0 | 6 | 0 | 803 | 2 |
| DIAGNOSTIC | 281 | 8 | 1117 | 4 | 431 | 4 | 56 | 3 | 1885 | 4 | 5 | 3 | 53 | 3 | 22 | 3 | 1 | 2 | 81 | 3 | 1966 | 4 |
| Total reported | 3737 | 100 | 26268 | 100 | 11124 | 100 | 1638 | 100 | 42767 | 100 | 160 | 100 | 1782 | 100 | 732 | 100 | 66 | 100 | 2740 | 100 | 45507 | 100 |
| Percent reported | 100.0 | | 100.0 | | 100.0 | | 100.0 | | 100.0 | | 100.0 | | 100.0 | | 100.0 | | 100.0 | | 100.0 | | 100.0 | |
| NOT RPTD | 0 | | 1 | | 0 | | 0 | | 1 | | 0 | | 0 | | 0 | | 0 | | 0 | | 1 | |
| Total | 3737 | | 26269 | | 11124 | | 1638 | | 42768 | | 160 | | 1782 | | 732 | | 66 | | 2740 | | 45508 | |

* NOTE: BEGINNING IN JULY 1987, THE FACILITIES
DIVISION NO LONGER CODED INMATES AS BEING WORK RELEASE

Inmate statistical profile

Sample: ACTIVE PRISONERS EXCLUDING JAIL
Active inmates 06/18/2001

Requestor: Statistics

Number Of Sentences by current age & sex

| Number Of Sentences | M E N | | | | | | | | W O M E N | | | | | | | | Grand Total % | | | | | |
|---------------------|-------------|-------------|-------------|-------------|-------------|-------------|-------------|-------------|-------------|---------------|------|-----|------|-----|------|-----|---------------|-----|------|-----|-------|-----|
| | Age 00-21 % | Age 22-39 % | Age 40-54 % | Age 55-99 % | Men Total % | Age 00-21 % | Age 22-39 % | Age 40-54 % | Age 55-99 % | Women Total % | | | | | | | | | | | | |
| ONE | 1528 | 41 | 7957 | 30 | 3590 | 32 | 651 | 40 | 13726 | 32 | 83 | 52 | 639 | 36 | 276 | 38 | 36 | 55 | 1034 | 38 | 14760 | 32 |
| TWO | 983 | 26 | 6163 | 23 | 2621 | 24 | 401 | 25 | 10168 | 24 | 39 | 25 | 446 | 25 | 198 | 27 | 13 | 20 | 696 | 25 | 10864 | 24 |
| THREE | 541 | 15 | 4231 | 16 | 1727 | 16 | 214 | 13 | 6713 | 16 | 13 | 8 | 277 | 16 | 100 | 14 | 10 | 15 | 400 | 15 | 7113 | 16 |
| FOUR | 292 | 8 | 2686 | 10 | 1050 | 9 | 133 | 8 | 4161 | 10 | 11 | 7 | 176 | 10 | 52 | 7 | 4 | 6 | 243 | 9 | 4404 | 10 |
| FIVE | 173 | 5 | 1805 | 7 | 714 | 6 | 76 | 5 | 2768 | 6 | 7 | 4 | 102 | 6 | 26 | 4 | 1 | 2 | 136 | 5 | 2904 | 6 |
| MORE THAN FIVE | 208 | 6 | 3390 | 13 | 1405 | 13 | 157 | 10 | 5160 | 12 | 6 | 4 | 136 | 8 | 78 | 11 | 2 | 3 | 222 | 8 | 5382 | 12 |
| Total reported | 3725 | 100 | 26232 | 100 | 11107 | 100 | 1632 | 100 | 42696 | 100 | 159 | 100 | 1776 | 100 | 730 | 100 | 66 | 100 | 2731 | 100 | 45427 | 100 |
| Percent reported | 99.7 | | 99.9 | | 99.8 | | 99.6 | | 99.8 | | 99.4 | | 99.7 | | 99.7 | | 100.0 | | 99.7 | | 99.8 | |
| NOT REPORTED | 12 | | 37 | | 17 | | 6 | | 72 | | 1 | | 6 | | 2 | | 0 | | 9 | | 81 | |
| Total | 3737 | | 26269 | | 11124 | | 1638 | | 42768 | | 160 | | 1782 | | 732 | | 66 | | 2740 | | 45508 | |
| AVG NUM SENTENCES | 2.34 | | 3.06 | | 3.01 | | 2.65 | | 2.97 | | 2.04 | | 2.62 | | 2.68 | | 2.11 | | 2.59 | | 2.95 | |

Inmate statistical profile

Sample: ACTIVE PRISONERS EXCLUDING JAIL
Active inmates 06/18/2001

Requestor: Statistics

Number Of Disciplinaries by current age & sex

| Disciplinaries | M E N | | | | | | | | W O M E N | | | | | | | | Grand Total % |
|------------------|-------------|-------------|-------------|-------------|-------------|-------------|-------------|-------------|-------------|---------------|-----------|--|--|--|--|--|---------------|
| | Age 00-21 % | Age 22-39 % | Age 40-54 % | Age 55-99 % | Men Total % | Age 00-21 % | Age 22-39 % | Age 40-54 % | Age 55-99 % | Women Total % | | | | | | | |
| ZERO | 1297 35 | 8567 33 | 4773 43 | 820 50 | 15457 36 | 65 41 | 835 47 | 409 56 | 42 64 | 1351 49 | 16808 37 | | | | | | |
| ONE | 524 14 | 3790 14 | 1696 15 | 297 18 | 6307 15 | 30 19 | 265 15 | 112 15 | 11 17 | 418 15 | 6725 15 | | | | | | |
| TWO | 312 8 | 2404 9 | 986 9 | 137 8 | 3839 9 | 11 7 | 161 9 | 57 8 | 4 6 | 233 9 | 4072 9 | | | | | | |
| THREE | 235 6 | 1673 6 | 653 6 | 82 5 | 2643 6 | 14 9 | 124 7 | 33 5 | 3 5 | 174 6 | 2817 6 | | | | | | |
| FOUR | 189 5 | 1251 5 | 416 4 | 53 3 | 1909 4 | 4 3 | 68 4 | 25 3 | 1 2 | 98 4 | 2007 4 | | | | | | |
| FIVE | 155 4 | 995 4 | 335 3 | 41 3 | 1526 4 | 4 3 | 37 2 | 10 1 | 0 0 | 51 2 | 1577 3 | | | | | | |
| MORE THAN FIVE | 1025 27 | 7586 29 | 2265 20 | 208 13 | 11084 26 | 32 20 | 292 16 | 86 12 | 5 8 | 415 15 | 11499 25 | | | | | | |
| Total reported | 3737 100 | 26266 100 | 11124 100 | 1638 100 | 42765 100 | 160 100 | 1782 100 | 732 100 | 66 100 | 2740 100 | 45505 100 | | | | | | |
| Percent reported | 100.0 | 100.0 | 100.0 | 100.0 | 100.0 | 100.0 | 100.0 | 100.0 | 100.0 | 100.0 | 100.0 | | | | | | |
| NOT REPORTED | 0 | 3 | 0 | 0 | 3 | 0 | 0 | 0 | 0 | 0 | 3 | | | | | | |
| Total | 3737 | 26269 | 11124 | 1638 | 42768 | 160 | 1782 | 732 | 66 | 2740 | 45508 | | | | | | |
| AVG NUM DISCIP | 5.41 | 6.22 | 4.47 | 2.81 | 5.56 | 3.35 | 3.27 | 2.33 | 1.55 | 2.98 | 5.40 | | | | | | |

Inmate statistical profile

Sample: ACTIVE PRISONERS EXCLUDING JAIL
Active inmates 06/18/2001

Requestor: Statistics

Number Of Escapes by current age & sex

| Escapes | M E N | | | | | | | | W O M E N | | | | | | | | Grand Total % |
|------------------|----------------|----------------|----------------|----------------|-----------|--|----------------|----------------|----------------|----------------|----------|-----------|--|--|--|--|------------------|
| | Age 00-21 % | Age 22-39 % | Age 40-54 % | Age 55-99 % | Men | | Age 00-21 % | Age 22-39 % | Age 40-54 % | Age 55-99 % | Women | | | | | | |
| ZERO | 3724 100 | 26077 99 | 10983 99 | 1612 98 | 42396 99 | | 160 100 | 1771 99 | 729 100 | 66 100 | 2726 99 | 45122 99 | | | | | |
| ONE | 13 0 | 189 1 | 120 1 | 20 1 | 342 1 | | 0 0 | 11 1 | 3 0 | 0 0 | 14 1 | 356 1 | | | | | |
| TWO | 0 0 | 3 0 | 16 0 | 4 0 | 23 0 | | 0 0 | 0 0 | 0 0 | 0 0 | 0 0 | 23 0 | | | | | |
| THREE | 0 0 | 0 0 | 4 0 | 2 0 | 6 0 | | 0 0 | 0 0 | 0 0 | 0 0 | 0 0 | 6 0 | | | | | |
| FOUR | 0 0 | 0 0 | 1 0 | 0 0 | 1 0 | | 0 0 | 0 0 | 0 0 | 0 0 | 0 0 | 1 0 | | | | | |
| FIVE | 0 0 | 0 0 | 0 0 | 0 0 | 0 0 | | 0 0 | 0 0 | 0 0 | 0 0 | 0 0 | 0 0 | | | | | |
| MORE THAN FIVE | 0 0 | 0 0 | 0 0 | 0 0 | 0 0 | | 0 0 | 0 0 | 0 0 | 0 0 | 0 0 | 0 0 | | | | | |
| Total reported | 3737 100 | 26269 100 | 11124 100 | 1638 100 | 42768 100 | | 160 100 | 1782 100 | 732 100 | 66 100 | 2740 100 | 45508 100 | | | | | |
| Percent reported | 100.0 | 100.0 | 100.0 | 100.0 | 100.0 | | 100.0 | 100.0 | 100.0 | 100.0 | 100.0 | 100.0 | | | | | |
| NOT REPORTED | 0 | 0 | 0 | 0 | 0 | | 0 | 0 | 0 | 0 | 0 | 0 | | | | | |
| Total | 3737 | 26269 | 11124 | 1638 | 42768 | | 160 | 1782 | 732 | 66 | 2740 | 45508 | | | | | |
| AVG NUM ESCAPES | .00 | .01 | .02 | .02 | .01 | | .00 | .01 | .00 | .00 | .01 | .01 | | | | | |

Inmate statistical profile

Sample: ACTIVE PRISONERS EXCLUDING JAIL
Active inmates 06/18/2001

Requestor: Statistics

Number Of Prior Georgia Incarcerations * by current age & sex

| Prior Incarcerations | M E N | | | | | | | | W O M E N | | | | | | | | Grand Total % |
|----------------------|-------------|-------------|-------------|-------------|-------------|-------------|-------------|-------------|-------------|---------------|-----------|--|--|--|--|--|---------------|
| | Age 00-21 % | Age 22-39 % | Age 40-54 % | Age 55-99 % | Men Total % | Age 00-21 % | Age 22-39 % | Age 40-54 % | Age 55-99 % | Women Total % | | | | | | | |
| ZERO | 3361 90 | 13828 53 | 4178 38 | 925 56 | 22292 52 | 148 93 | 1086 61 | 408 56 | 50 76 | 1692 62 | 23984 53 | | | | | | |
| ONE | 343 9 | 5417 21 | 2110 19 | 308 19 | 8178 19 | 12 8 | 353 20 | 112 15 | 10 15 | 487 18 | 8665 19 | | | | | | |
| TWO | 31 1 | 3252 12 | 1567 14 | 152 9 | 5002 12 | 0 0 | 165 9 | 74 10 | 2 3 | 241 9 | 5243 12 | | | | | | |
| THREE | 2 0 | 1891 7 | 1098 10 | 112 7 | 3103 7 | 0 0 | 98 5 | 53 7 | 2 3 | 153 6 | 3256 7 | | | | | | |
| FOUR | 0 0 | 1001 4 | 826 7 | 62 4 | 1889 4 | 0 0 | 41 2 | 29 4 | 2 3 | 72 3 | 1961 4 | | | | | | |
| FIVE | 0 0 | 515 2 | 570 5 | 32 2 | 1117 3 | 0 0 | 22 1 | 19 3 | 0 0 | 41 1 | 1158 3 | | | | | | |
| MORE THAN FIVE | 0 0 | 365 1 | 775 7 | 47 3 | 1187 3 | 0 0 | 17 1 | 37 5 | 0 0 | 54 2 | 1241 3 | | | | | | |
| Total reported | 3737 100 | 26269 100 | 11124 100 | 1638 100 | 42768 100 | 160 100 | 1782 100 | 732 100 | 66 100 | 2740 100 | 45508 100 | | | | | | |
| Percent reported | 100.0 | 100.0 | 100.0 | 100.0 | 100.0 | 100.0 | 100.0 | 100.0 | 100.0 | 100.0 | 100.0 | | | | | | |
| NOT REPORTED | 0 | 0 | 0 | 0 | 0 | 0 | 0 | 0 | 0 | 0 | 0 | | | | | | |
| Total | 3737 | 26269 | 11124 | 1638 | 42768 | 160 | 1782 | 732 | 66 | 2740 | 45508 | | | | | | |
| AVG # INCARCERATIONS | .11 | 1.01 | 1.81 | 1.03 | 1.14 | .08 | .76 | 1.24 | .42 | .84 | 1.12 | | | | | | |

* This data counts a parole revocation on an existing sentence AS A prior incarceration. Also, this data counts, for any cohort of inmates, the total number of Georgia incarcerations the inmate has had during his entire criminal career. For example, if an inmate was admitted to prison first in FY72, and then re-admitted in FY79 and FY85, he had two prior incarcerations before the FY85 admission. This inmate's records show two prior incarcerations in all three of his records since he has had two prior incarcerations in his criminal career. If the cohort of FY72 admissions is selected for analysis, two prior incarcerations will be listed for this inmate even though in FY72, he had no prior incarcerations.

Inmate statistical profile

Sample: ACTIVE PRISONERS EXCLUDING JAIL
Active inmates 06/18/2001

Requestor: Statistics

Number Of Transfers by current age & sex

| Transfers | M E N | | | | | | | | W O M E N | | | | | | | | Grand Total % |
|-------------------|----------------|----------------|----------------|----------------|-----------|--|----------------|----------------|----------------|----------------|----------|-----------|--|--|--|--|------------------|
| | Age 00-21 % | Age 22-39 % | Age 40-54 % | Age 55-99 % | Men | | Age 00-21 % | Age 22-39 % | Age 40-54 % | Age 55-99 % | Women | | | | | | |
| ZERO | 928 25 | 2416 9 | 1003 9 | 112 7 | 4459 10 | | 31 19 | 325 18 | 123 17 | 7 11 | 486 18 | 4945 11 | | | | | |
| ONE | 1828 49 | 10638 40 | 4296 39 | 667 41 | 17429 41 | | 108 68 | 965 54 | 388 53 | 26 39 | 1487 54 | 18916 42 | | | | | |
| TWO | 633 17 | 5795 22 | 2052 18 | 299 18 | 8779 21 | | 8 5 | 252 14 | 110 15 | 13 20 | 383 14 | 9162 20 | | | | | |
| THREE | 222 6 | 3092 12 | 1266 11 | 187 11 | 4767 11 | | 8 5 | 143 8 | 49 7 | 9 14 | 209 8 | 4976 11 | | | | | |
| FOUR | 71 2 | 1685 6 | 775 7 | 120 7 | 2651 6 | | 5 3 | 60 3 | 30 4 | 3 5 | 98 4 | 2749 6 | | | | | |
| FIVE | 30 1 | 1036 4 | 509 5 | 63 4 | 1638 4 | | 0 0 | 22 1 | 12 2 | 4 6 | 38 1 | 1676 4 | | | | | |
| MORE THAN FIVE | 25 1 | 1607 6 | 1223 11 | 190 12 | 3045 7 | | 0 0 | 15 1 | 20 3 | 4 6 | 39 1 | 3084 7 | | | | | |
| Total reported | 3737 100 | 26269 100 | 11124 100 | 1638 100 | 42768 100 | | 160 100 | 1782 100 | 732 100 | 66 100 | 2740 100 | 45508 100 | | | | | |
| Percent reported | 100.0 | 100.0 | 100.0 | 100.0 | 100.0 | | 100.0 | 100.0 | 100.0 | 100.0 | 100.0 | 100.0 | | | | | |
| NOT REPORTED | 0 | 0 | 0 | 0 | 0 | | 0 | 0 | 0 | 0 | 0 | 0 | | | | | |
| Total | 3737 | 26269 | 11124 | 1638 | 42768 | | 160 | 1782 | 732 | 66 | 2740 | 45508 | | | | | |
| AVG NUM TRANSFERS | 1.17 | 2.14 | 2.55 | 2.61 | 2.18 | | 1.05 | 1.32 | 1.48 | 2.15 | 1.37 | 2.13 | | | | | |

Inmate statistical profile

Sample: ACTIVE PRISONERS EXCLUDING JAIL
Active inmates 06/18/2001

Requestor: Statistics

County Of Conviction by current age & sex

| County Of Conviction | M E N | | | | | | | | W O M E N | | | | | | | | Grand Total | % | | | | |
|----------------------|-----------|---|-----------|---|-----------|---|-----------|---|-----------|---|-----------|---|-----------|---|-----------|---|-------------|---|-----------|---|-------------|---|
| | Age 00-21 | % | Age 22-39 | % | Age 40-54 | % | Age 55-99 | % | Men Total | % | Age 00-21 | % | Age 22-39 | % | Age 40-54 | % | | | Age 55-99 | % | Women Total | % |
| Appling | 3 | 0 | 51 | 0 | 29 | 0 | 5 | 0 | 88 | 0 | 1 | 1 | 2 | 0 | 1 | 0 | 0 | 0 | 4 | 0 | 92 | 0 |
| Atkinson | 3 | 0 | 32 | 0 | 11 | 0 | 3 | 0 | 49 | 0 | 0 | 0 | 2 | 0 | 2 | 0 | 0 | 0 | 4 | 0 | 53 | 0 |
| Bacon | 2 | 0 | 37 | 0 | 15 | 0 | 0 | 0 | 54 | 0 | 0 | 0 | 3 | 0 | 0 | 0 | 0 | 0 | 3 | 0 | 57 | 0 |
| Baker | 0 | 0 | 15 | 0 | 5 | 0 | 1 | 0 | 21 | 0 | 0 | 0 | 3 | 0 | 0 | 0 | 0 | 0 | 3 | 0 | 24 | 0 |
| Baldwin | 43 | 1 | 240 | 1 | 88 | 1 | 7 | 0 | 378 | 1 | 0 | 0 | 19 | 1 | 8 | 1 | 0 | 0 | 27 | 1 | 405 | 1 |
| Banks | 11 | 0 | 25 | 0 | 21 | 0 | 5 | 0 | 62 | 0 | 1 | 1 | 3 | 0 | 1 | 0 | 0 | 0 | 5 | 0 | 67 | 0 |
| Barrow | 11 | 0 | 94 | 0 | 55 | 0 | 12 | 1 | 172 | 0 | 0 | 0 | 12 | 1 | 5 | 1 | 0 | 0 | 17 | 1 | 189 | 0 |
| Bartow | 34 | 1 | 236 | 1 | 102 | 1 | 24 | 1 | 396 | 1 | 5 | 3 | 26 | 1 | 8 | 1 | 0 | 0 | 39 | 1 | 435 | 1 |
| Ben Hill | 22 | 1 | 120 | 0 | 50 | 0 | 10 | 1 | 202 | 0 | 1 | 1 | 12 | 1 | 3 | 0 | 0 | 0 | 16 | 1 | 218 | 0 |
| Berrien | 5 | 0 | 51 | 0 | 14 | 0 | 4 | 0 | 74 | 0 | 0 | 0 | 2 | 0 | 0 | 0 | 0 | 0 | 2 | 0 | 76 | 0 |
| Bibb | 84 | 2 | 651 | 2 | 319 | 3 | 39 | 2 | 1093 | 3 | 3 | 2 | 35 | 2 | 26 | 4 | 2 | 3 | 66 | 2 | 1159 | 3 |
| Bleckley | 12 | 0 | 71 | 0 | 27 | 0 | 3 | 0 | 113 | 0 | 0 | 0 | 7 | 0 | 3 | 0 | 0 | 0 | 10 | 0 | 123 | 0 |
| Brantley | 1 | 0 | 26 | 0 | 15 | 0 | 3 | 0 | 45 | 0 | 0 | 0 | 1 | 0 | 2 | 0 | 0 | 0 | 3 | 0 | 48 | 0 |
| Brooks | 5 | 0 | 67 | 0 | 18 | 0 | 5 | 0 | 95 | 0 | 0 | 0 | 2 | 0 | 2 | 0 | 0 | 0 | 4 | 0 | 99 | 0 |
| Bryan | 5 | 0 | 52 | 0 | 24 | 0 | 3 | 0 | 84 | 0 | 0 | 0 | 1 | 0 | 0 | 0 | 1 | 2 | 2 | 0 | 86 | 0 |
| Bulloch | 52 | 1 | 223 | 1 | 81 | 1 | 9 | 1 | 365 | 1 | 2 | 1 | 16 | 1 | 7 | 1 | 2 | 3 | 27 | 1 | 392 | 1 |
| Burke | 14 | 0 | 134 | 1 | 51 | 0 | 7 | 0 | 206 | 0 | 1 | 1 | 3 | 0 | 3 | 0 | 0 | 0 | 7 | 0 | 213 | 0 |
| Butts | 17 | 0 | 82 | 0 | 32 | 0 | 7 | 0 | 138 | 0 | 1 | 1 | 6 | 0 | 3 | 0 | 0 | 0 | 10 | 0 | 148 | 0 |
| Calhoun | 5 | 0 | 22 | 0 | 16 | 0 | 3 | 0 | 46 | 0 | 0 | 0 | 2 | 0 | 0 | 0 | 0 | 0 | 2 | 0 | 48 | 0 |
| Camden | 4 | 0 | 65 | 0 | 26 | 0 | 4 | 0 | 99 | 0 | 1 | 1 | 2 | 0 | 2 | 0 | 1 | 2 | 6 | 0 | 105 | 0 |
| Candler | 6 | 0 | 70 | 0 | 16 | 0 | 0 | 0 | 92 | 0 | 0 | 0 | 3 | 0 | 1 | 0 | 0 | 0 | 4 | 0 | 96 | 0 |
| Carroll | 36 | 1 | 257 | 1 | 110 | 1 | 31 | 2 | 434 | 1 | 5 | 3 | 28 | 2 | 8 | 1 | 0 | 0 | 41 | 2 | 475 | 1 |
| Catoosa | 14 | 0 | 102 | 0 | 56 | 1 | 11 | 1 | 183 | 0 | 0 | 0 | 11 | 1 | 3 | 0 | 1 | 2 | 15 | 1 | 198 | 0 |
| Charlton | 3 | 0 | 30 | 0 | 16 | 0 | 2 | 0 | 51 | 0 | 0 | 0 | 3 | 0 | 0 | 0 | 0 | 0 | 3 | 0 | 54 | 0 |
| Chatham | 226 | 6 | 1431 | 5 | 472 | 4 | 55 | 3 | 2184 | 5 | 9 | 6 | 98 | 6 | 30 | 4 | 3 | 5 | 140 | 5 | 2324 | 5 |
| Chattahoochee | 4 | 0 | 15 | 0 | 8 | 0 | 0 | 0 | 27 | 0 | 1 | 1 | 0 | 0 | 0 | 0 | 0 | 0 | 1 | 0 | 28 | 0 |
| Chatooga | 3 | 0 | 103 | 0 | 53 | 0 | 8 | 0 | 167 | 0 | 2 | 1 | 7 | 0 | 2 | 0 | 1 | 2 | 12 | 0 | 179 | 0 |
| Cherokee | 28 | 1 | 190 | 1 | 134 | 1 | 22 | 1 | 374 | 1 | 3 | 2 | 34 | 2 | 8 | 1 | 0 | 0 | 45 | 2 | 419 | 1 |
| Clarke | 42 | 1 | 322 | 1 | 111 | 1 | 19 | 1 | 494 | 1 | 0 | 0 | 25 | 1 | 9 | 1 | 2 | 3 | 36 | 1 | 530 | 1 |
| Clay | 3 | 0 | 15 | 0 | 7 | 0 | 1 | 0 | 26 | 0 | 0 | 0 | 0 | 0 | 0 | 0 | 0 | 0 | 0 | 0 | 26 | 0 |
| Clayton | 202 | 5 | 990 | 4 | 371 | 3 | 52 | 3 | 1615 | 4 | 11 | 7 | 109 | 6 | 31 | 4 | 5 | 8 | 156 | 6 | 1771 | 4 |
| Clinch | 6 | 0 | 25 | 0 | 12 | 0 | 0 | 0 | 43 | 0 | 0 | 0 | 3 | 0 | 0 | 0 | 0 | 0 | 3 | 0 | 46 | 0 |
| Cobb | 175 | 5 | 1168 | 4 | 504 | 5 | 78 | 5 | 1925 | 5 | 5 | 3 | 84 | 5 | 31 | 4 | 2 | 3 | 122 | 4 | 2047 | 5 |
| Coffee | 19 | 1 | 133 | 1 | 51 | 0 | 5 | 0 | 208 | 0 | 1 | 1 | 5 | 0 | 3 | 0 | 0 | 0 | 9 | 0 | 217 | 0 |
| Colquit | 31 | 1 | 185 | 1 | 85 | 1 | 20 | 1 | 321 | 1 | 0 | 0 | 10 | 1 | 2 | 0 | 1 | 2 | 13 | 0 | 334 | 1 |
| Columbia | 28 | 1 | 135 | 1 | 57 | 1 | 5 | 0 | 225 | 1 | 2 | 1 | 11 | 1 | 5 | 1 | 0 | 0 | 18 | 1 | 243 | 1 |

(continued)

Inmate statistical profile

Sample: ACTIVE PRISONERS EXCLUDING JAIL
Active inmates 06/18/2001

Requestor: Statistics

County Of Conviction by current age & sex (continued)

| County Of Conviction | M E N | | | | | | | | W O M E N | | | | | | | | Grand Total | % | | | | |
|----------------------|-----------|---|-----------|---|-----------|---|-----------|---|-----------|---|-----------|---|-----------|---|-----------|---|-------------|----|-----------|---|-------------|---|
| | Age 00-21 | % | Age 22-39 | % | Age 40-54 | % | Age 55-99 | % | Men Total | % | Age 00-21 | % | Age 22-39 | % | Age 40-54 | % | | | Age 55-99 | % | Women Total | % |
| Cook | 6 | 0 | 99 | 0 | 44 | 0 | 2 | 0 | 151 | 0 | 0 | 0 | 6 | 0 | 4 | 1 | 0 | 0 | 10 | 0 | 161 | 0 |
| Coweta | 46 | 1 | 318 | 1 | 96 | 1 | 10 | 1 | 470 | 1 | 1 | 1 | 21 | 1 | 4 | 1 | 0 | 0 | 26 | 1 | 496 | 1 |
| Crawford | 1 | 0 | 18 | 0 | 2 | 0 | 0 | 0 | 21 | 0 | 0 | 0 | 0 | 0 | 0 | 0 | 0 | 0 | 0 | 0 | 21 | 0 |
| Crisp | 26 | 1 | 177 | 1 | 71 | 1 | 10 | 1 | 284 | 1 | 1 | 1 | 9 | 1 | 3 | 0 | 1 | 2 | 14 | 1 | 298 | 1 |
| Dade | 6 | 0 | 38 | 0 | 29 | 0 | 9 | 1 | 82 | 0 | 0 | 0 | 1 | 0 | 0 | 0 | 0 | 0 | 1 | 0 | 83 | 0 |
| Dawson | 4 | 0 | 30 | 0 | 23 | 0 | 4 | 0 | 61 | 0 | 0 | 0 | 2 | 0 | 0 | 0 | 0 | 0 | 2 | 0 | 63 | 0 |
| Decatur | 21 | 1 | 190 | 1 | 72 | 1 | 9 | 1 | 292 | 1 | 2 | 1 | 14 | 1 | 4 | 1 | 0 | 0 | 20 | 1 | 312 | 1 |
| DeKalb | 274 | 7 | 1742 | 7 | 660 | 6 | 89 | 5 | 2765 | 6 | 11 | 7 | 63 | 4 | 27 | 4 | 5 | 8 | 106 | 4 | 2871 | 6 |
| Dodge | 19 | 1 | 130 | 0 | 61 | 1 | 6 | 0 | 216 | 1 | 1 | 1 | 14 | 1 | 4 | 1 | 0 | 0 | 19 | 1 | 235 | 1 |
| Dooly | 7 | 0 | 76 | 0 | 23 | 0 | 2 | 0 | 108 | 0 | 0 | 0 | 3 | 0 | 1 | 0 | 0 | 0 | 4 | 0 | 112 | 0 |
| Dougherty | 77 | 2 | 633 | 2 | 242 | 2 | 27 | 2 | 979 | 2 | 0 | 0 | 35 | 2 | 19 | 3 | 2 | 3 | 56 | 2 | 1035 | 2 |
| Douglas | 72 | 2 | 424 | 2 | 182 | 2 | 27 | 2 | 705 | 2 | 2 | 1 | 33 | 2 | 19 | 3 | 0 | 0 | 54 | 2 | 759 | 2 |
| Early | 6 | 0 | 60 | 0 | 15 | 0 | 4 | 0 | 85 | 0 | 0 | 0 | 3 | 0 | 2 | 0 | 0 | 0 | 5 | 0 | 90 | 0 |
| Echols | 1 | 0 | 5 | 0 | 2 | 0 | 0 | 0 | 8 | 0 | 0 | 0 | 0 | 0 | 0 | 0 | 0 | 0 | 0 | 0 | 8 | 0 |
| Effingham | 25 | 1 | 80 | 0 | 40 | 0 | 3 | 0 | 148 | 0 | 0 | 0 | 8 | 0 | 5 | 1 | 1 | 2 | 14 | 1 | 162 | 0 |
| Elbert | 14 | 0 | 96 | 0 | 51 | 0 | 5 | 0 | 166 | 0 | 1 | 1 | 10 | 1 | 4 | 1 | 0 | 0 | 15 | 1 | 181 | 0 |
| Emanuel | 15 | 0 | 124 | 0 | 40 | 0 | 7 | 0 | 186 | 0 | 0 | 0 | 3 | 0 | 1 | 0 | 0 | 0 | 4 | 0 | 190 | 0 |
| Evans | 7 | 0 | 55 | 0 | 16 | 0 | 4 | 0 | 82 | 0 | 0 | 0 | 0 | 0 | 1 | 0 | 0 | 0 | 1 | 0 | 83 | 0 |
| Fannin | 3 | 0 | 60 | 0 | 40 | 0 | 7 | 0 | 110 | 0 | 0 | 0 | 4 | 0 | 2 | 0 | 1 | 2 | 7 | 0 | 117 | 0 |
| Fayette | 18 | 0 | 134 | 1 | 56 | 1 | 10 | 1 | 218 | 1 | 0 | 0 | 13 | 1 | 3 | 0 | 0 | 0 | 16 | 1 | 234 | 1 |
| Floyd | 62 | 2 | 474 | 2 | 201 | 2 | 30 | 2 | 767 | 2 | 3 | 2 | 50 | 3 | 24 | 3 | 2 | 3 | 79 | 3 | 846 | 2 |
| Forsyth | 5 | 0 | 92 | 0 | 56 | 1 | 12 | 1 | 165 | 0 | 0 | 0 | 13 | 1 | 7 | 1 | 0 | 0 | 20 | 1 | 185 | 0 |
| Franklin | 16 | 0 | 63 | 0 | 32 | 0 | 7 | 0 | 118 | 0 | 0 | 0 | 4 | 0 | 3 | 0 | 1 | 2 | 8 | 0 | 126 | 0 |
| Fulton | 218 | 6 | 2073 | 8 | 1025 | 9 | 155 | 9 | 3471 | 8 | 7 | 4 | 67 | 4 | 39 | 5 | 8 | 12 | 121 | 4 | 3592 | 8 |
| Gilmer | 13 | 0 | 68 | 0 | 38 | 0 | 18 | 1 | 137 | 0 | 0 | 0 | 2 | 0 | 4 | 1 | 1 | 2 | 7 | 0 | 144 | 0 |
| Glascocock | 1 | 0 | 1 | 0 | 2 | 0 | 0 | 0 | 4 | 0 | 0 | 0 | 0 | 0 | 0 | 0 | 0 | 0 | 0 | 0 | 4 | 0 |
| Glynn | 34 | 1 | 309 | 1 | 140 | 1 | 22 | 1 | 505 | 1 | 2 | 1 | 18 | 1 | 5 | 1 | 1 | 2 | 26 | 1 | 531 | 1 |
| Gordon | 18 | 0 | 157 | 1 | 71 | 1 | 13 | 1 | 259 | 1 | 4 | 3 | 18 | 1 | 7 | 1 | 0 | 0 | 29 | 1 | 288 | 1 |
| Grady | 38 | 1 | 138 | 1 | 53 | 0 | 9 | 1 | 238 | 1 | 0 | 0 | 19 | 1 | 3 | 0 | 0 | 0 | 22 | 1 | 260 | 1 |
| Greene | 18 | 0 | 58 | 0 | 16 | 0 | 2 | 0 | 94 | 0 | 0 | 0 | 1 | 0 | 1 | 0 | 0 | 0 | 2 | 0 | 96 | 0 |
| Gwinnett | 96 | 3 | 698 | 3 | 312 | 3 | 45 | 3 | 1151 | 3 | 6 | 4 | 62 | 3 | 35 | 5 | 1 | 2 | 104 | 4 | 1255 | 3 |
| Habersham | 5 | 0 | 50 | 0 | 22 | 0 | 2 | 0 | 79 | 0 | 1 | 1 | 5 | 0 | 0 | 0 | 0 | 0 | 6 | 0 | 85 | 0 |
| Hall | 47 | 1 | 342 | 1 | 200 | 2 | 35 | 2 | 624 | 1 | 2 | 1 | 30 | 2 | 8 | 1 | 1 | 2 | 41 | 2 | 665 | 1 |
| Hancock | 3 | 0 | 21 | 0 | 7 | 0 | 1 | 0 | 32 | 0 | 0 | 0 | 0 | 0 | 1 | 0 | 0 | 0 | 1 | 0 | 33 | 0 |
| Haralson | 11 | 0 | 64 | 0 | 33 | 0 | 5 | 0 | 113 | 0 | 0 | 0 | 4 | 0 | 3 | 0 | 0 | 0 | 7 | 0 | 120 | 0 |

(continued)

Inmate statistical profile

Sample: ACTIVE PRISONERS EXCLUDING JAIL
Active inmates 06/18/2001

Requestor: Statistics

County Of Conviction by current age & sex (continued)

| County Of Conviction | M E N | | | | | | | | W O M E N | | | | | | | | Grand Total | % | | | | |
|----------------------|-----------|---|-----------|---|-----------|---|-----------|---|-----------|---|-----------|---|-----------|---|-----------|---|-------------|---|-----------|---|-------------|---|
| | Age 00-21 | % | Age 22-39 | % | Age 40-54 | % | Age 55-99 | % | Men Total | % | Age 00-21 | % | Age 22-39 | % | Age 40-54 | % | | | Age 55-99 | % | Women Total | % |
| Harris | 11 | 0 | 64 | 0 | 31 | 0 | 2 | 0 | 108 | 0 | 1 | 1 | 3 | 0 | 0 | 0 | 0 | 0 | 4 | 0 | 112 | 0 |
| Hart | 8 | 0 | 74 | 0 | 17 | 0 | 2 | 0 | 101 | 0 | 0 | 0 | 5 | 0 | 3 | 0 | 0 | 0 | 8 | 0 | 109 | 0 |
| Heard | 4 | 0 | 30 | 0 | 13 | 0 | 12 | 1 | 59 | 0 | 1 | 1 | 1 | 0 | 1 | 0 | 0 | 0 | 3 | 0 | 62 | 0 |
| Henry | 29 | 1 | 187 | 1 | 86 | 1 | 12 | 1 | 314 | 1 | 3 | 2 | 11 | 1 | 8 | 1 | 1 | 2 | 23 | 1 | 337 | 1 |
| Houston | 46 | 1 | 290 | 1 | 120 | 1 | 12 | 1 | 468 | 1 | 1 | 1 | 20 | 1 | 9 | 1 | 2 | 3 | 32 | 1 | 500 | 1 |
| Irwin | 6 | 0 | 49 | 0 | 21 | 0 | 5 | 0 | 81 | 0 | 1 | 1 | 1 | 0 | 0 | 0 | 0 | 0 | 2 | 0 | 83 | 0 |
| Jackson | 11 | 0 | 103 | 0 | 63 | 1 | 10 | 1 | 187 | 0 | 0 | 0 | 12 | 1 | 4 | 1 | 0 | 0 | 16 | 1 | 203 | 0 |
| Jasper | 3 | 0 | 44 | 0 | 14 | 0 | 1 | 0 | 62 | 0 | 0 | 0 | 1 | 0 | 1 | 0 | 0 | 0 | 2 | 0 | 64 | 0 |
| Jeff Davis | 6 | 0 | 28 | 0 | 25 | 0 | 3 | 0 | 62 | 0 | 0 | 0 | 2 | 0 | 1 | 0 | 0 | 0 | 3 | 0 | 65 | 0 |
| Jefferson | 12 | 0 | 79 | 0 | 27 | 0 | 6 | 0 | 124 | 0 | 0 | 0 | 5 | 0 | 2 | 0 | 0 | 0 | 7 | 0 | 131 | 0 |
| Jenkins | 12 | 0 | 59 | 0 | 12 | 0 | 1 | 0 | 84 | 0 | 0 | 0 | 4 | 0 | 1 | 0 | 0 | 0 | 5 | 0 | 89 | 0 |
| Johnson | 5 | 0 | 37 | 0 | 11 | 0 | 2 | 0 | 55 | 0 | 0 | 0 | 3 | 0 | 0 | 0 | 0 | 0 | 3 | 0 | 58 | 0 |
| Jones | 11 | 0 | 46 | 0 | 24 | 0 | 3 | 0 | 84 | 0 | 1 | 1 | 1 | 0 | 1 | 0 | 0 | 0 | 3 | 0 | 87 | 0 |
| Lamar | 6 | 0 | 68 | 0 | 30 | 0 | 6 | 0 | 110 | 0 | 0 | 0 | 0 | 0 | 3 | 0 | 0 | 0 | 3 | 0 | 113 | 0 |
| Lanier | 1 | 0 | 30 | 0 | 6 | 0 | 5 | 0 | 42 | 0 | 0 | 0 | 4 | 0 | 2 | 0 | 0 | 0 | 6 | 0 | 48 | 0 |
| Laurens | 23 | 1 | 162 | 1 | 63 | 1 | 4 | 0 | 252 | 1 | 1 | 1 | 5 | 0 | 6 | 1 | 1 | 2 | 13 | 0 | 265 | 1 |
| Lee | 7 | 0 | 37 | 0 | 11 | 0 | 2 | 0 | 57 | 0 | 1 | 1 | 2 | 0 | 2 | 0 | 0 | 0 | 5 | 0 | 62 | 0 |
| Liberty | 26 | 1 | 160 | 1 | 44 | 0 | 7 | 0 | 237 | 1 | 1 | 1 | 7 | 0 | 2 | 0 | 0 | 0 | 10 | 0 | 247 | 1 |
| Lincoln | 2 | 0 | 22 | 0 | 13 | 0 | 1 | 0 | 38 | 0 | 0 | 0 | 0 | 0 | 0 | 0 | 0 | 0 | 0 | 0 | 38 | 0 |
| Long | 6 | 0 | 34 | 0 | 17 | 0 | 3 | 0 | 60 | 0 | 0 | 0 | 2 | 0 | 1 | 0 | 0 | 0 | 3 | 0 | 63 | 0 |
| Lowndes | 41 | 1 | 366 | 1 | 138 | 1 | 12 | 1 | 557 | 1 | 1 | 1 | 22 | 1 | 14 | 2 | 2 | 3 | 39 | 1 | 596 | 1 |
| Lumpkins | 3 | 0 | 41 | 0 | 23 | 0 | 8 | 0 | 75 | 0 | 0 | 0 | 4 | 0 | 2 | 0 | 0 | 0 | 6 | 0 | 81 | 0 |
| Macon | 12 | 0 | 46 | 0 | 19 | 0 | 2 | 0 | 79 | 0 | 0 | 0 | 0 | 0 | 1 | 0 | 0 | 0 | 1 | 0 | 80 | 0 |
| Madison | 5 | 0 | 66 | 0 | 29 | 0 | 8 | 0 | 108 | 0 | 0 | 0 | 7 | 0 | 1 | 0 | 0 | 0 | 8 | 0 | 116 | 0 |
| Marion | 3 | 0 | 19 | 0 | 15 | 0 | 2 | 0 | 39 | 0 | 0 | 0 | 0 | 0 | 2 | 0 | 0 | 0 | 2 | 0 | 41 | 0 |
| McDuffie | 7 | 0 | 128 | 0 | 42 | 0 | 14 | 1 | 191 | 0 | 2 | 1 | 2 | 0 | 1 | 0 | 0 | 0 | 5 | 0 | 196 | 0 |
| McIntosh | 6 | 0 | 49 | 0 | 25 | 0 | 2 | 0 | 82 | 0 | 0 | 0 | 1 | 0 | 0 | 0 | 0 | 0 | 1 | 0 | 83 | 0 |
| Meriwether | 16 | 0 | 110 | 0 | 50 | 0 | 9 | 1 | 185 | 0 | 1 | 1 | 8 | 0 | 3 | 0 | 2 | 3 | 14 | 1 | 199 | 0 |
| Miller | 3 | 0 | 18 | 0 | 11 | 0 | 1 | 0 | 33 | 0 | 0 | 0 | 2 | 0 | 1 | 0 | 0 | 0 | 3 | 0 | 36 | 0 |
| Mitchell | 14 | 0 | 138 | 1 | 64 | 1 | 3 | 0 | 219 | 1 | 3 | 2 | 13 | 1 | 2 | 0 | 0 | 0 | 18 | 1 | 237 | 1 |
| Monroe | 15 | 0 | 69 | 0 | 45 | 0 | 6 | 0 | 135 | 0 | 0 | 0 | 2 | 0 | 0 | 0 | 0 | 0 | 2 | 0 | 137 | 0 |
| Montgomery | 0 | 0 | 21 | 0 | 11 | 0 | 0 | 0 | 32 | 0 | 0 | 0 | 1 | 0 | 2 | 0 | 0 | 0 | 3 | 0 | 35 | 0 |
| Morgan | 8 | 0 | 78 | 0 | 26 | 0 | 5 | 0 | 117 | 0 | 0 | 0 | 7 | 0 | 0 | 0 | 0 | 0 | 7 | 0 | 124 | 0 |
| Murray | 13 | 0 | 86 | 0 | 44 | 0 | 9 | 1 | 152 | 0 | 0 | 0 | 5 | 0 | 1 | 0 | 0 | 0 | 6 | 0 | 158 | 0 |
| Muscogee | 167 | 4 | 909 | 3 | 393 | 4 | 49 | 3 | 1518 | 4 | 7 | 4 | 72 | 4 | 30 | 4 | 2 | 3 | 111 | 4 | 1629 | 4 |

(continued)

Inmate statistical profile

Sample: ACTIVE PRISONERS EXCLUDING JAIL
Active inmates 06/18/2001

Requestor: Statistics

County Of Conviction by current age & sex (continued)

| County Of Conviction | M E N | | | | | | | | W O M E N | | | | | | | | Grand Total | % | | | | |
|----------------------|-----------|---|-----------|---|-----------|---|-----------|---|-----------|---|-----------|---|-----------|---|-----------|---|-------------|---|-----------|---|-------------|---|
| | Age 00-21 | % | Age 22-39 | % | Age 40-54 | % | Age 55-99 | % | Men Total | % | Age 00-21 | % | Age 22-39 | % | Age 40-54 | % | | | Age 55-99 | % | Women Total | % |
| Newton | 24 | 1 | 233 | 1 | 90 | 1 | 13 | 1 | 360 | 1 | 2 | 1 | 13 | 1 | 5 | 1 | 2 | 3 | 22 | 1 | 382 | 1 |
| Oconee | 4 | 0 | 32 | 0 | 12 | 0 | 1 | 0 | 49 | 0 | 1 | 1 | 1 | 0 | 0 | 0 | 0 | 0 | 2 | 0 | 51 | 0 |
| Oglethrope | 3 | 0 | 34 | 0 | 14 | 0 | 1 | 0 | 52 | 0 | 0 | 0 | 1 | 0 | 0 | 0 | 0 | 0 | 1 | 0 | 53 | 0 |
| Paulding | 14 | 0 | 60 | 0 | 61 | 1 | 7 | 0 | 142 | 0 | 0 | 0 | 9 | 1 | 1 | 0 | 0 | 0 | 10 | 0 | 152 | 0 |
| Peach | 4 | 0 | 52 | 0 | 37 | 0 | 0 | 0 | 93 | 0 | 1 | 1 | 1 | 0 | 2 | 0 | 0 | 0 | 4 | 0 | 97 | 0 |
| Pickens | 3 | 0 | 41 | 0 | 29 | 0 | 7 | 0 | 80 | 0 | 0 | 0 | 2 | 0 | 4 | 1 | 0 | 0 | 6 | 0 | 86 | 0 |
| Pierce | 7 | 0 | 28 | 0 | 21 | 0 | 2 | 0 | 58 | 0 | 1 | 1 | 0 | 0 | 0 | 0 | 0 | 0 | 1 | 0 | 59 | 0 |
| Pike | 2 | 0 | 16 | 0 | 12 | 0 | 3 | 0 | 33 | 0 | 0 | 0 | 0 | 0 | 1 | 0 | 0 | 0 | 1 | 0 | 34 | 0 |
| Polk | 8 | 0 | 113 | 0 | 44 | 0 | 7 | 0 | 172 | 0 | 0 | 0 | 9 | 1 | 1 | 0 | 0 | 0 | 10 | 0 | 182 | 0 |
| Pulaski | 14 | 0 | 59 | 0 | 24 | 0 | 4 | 0 | 101 | 0 | 0 | 0 | 9 | 1 | 0 | 0 | 0 | 0 | 9 | 0 | 110 | 0 |
| Putnam | 10 | 0 | 94 | 0 | 49 | 0 | 5 | 0 | 158 | 0 | 0 | 0 | 4 | 0 | 2 | 0 | 1 | 2 | 7 | 0 | 165 | 0 |
| Quitman | 2 | 0 | 13 | 0 | 0 | 0 | 0 | 0 | 15 | 0 | 0 | 0 | 0 | 0 | 0 | 0 | 1 | 2 | 1 | 0 | 16 | 0 |
| Rabun | 4 | 0 | 28 | 0 | 13 | 0 | 3 | 0 | 48 | 0 | 0 | 0 | 1 | 0 | 1 | 0 | 0 | 0 | 2 | 0 | 50 | 0 |
| Randolph | 8 | 0 | 57 | 0 | 14 | 0 | 3 | 0 | 82 | 0 | 0 | 0 | 0 | 0 | 1 | 0 | 0 | 0 | 1 | 0 | 83 | 0 |
| Richmond | 156 | 4 | 1099 | 4 | 457 | 4 | 53 | 3 | 1765 | 4 | 2 | 1 | 87 | 5 | 45 | 6 | 1 | 2 | 135 | 5 | 1900 | 4 |
| Rockdale | 29 | 1 | 174 | 1 | 93 | 1 | 14 | 1 | 310 | 1 | 1 | 1 | 8 | 0 | 10 | 1 | 0 | 0 | 19 | 1 | 329 | 1 |
| Schely | 2 | 0 | 17 | 0 | 4 | 0 | 0 | 0 | 23 | 0 | 0 | 0 | 0 | 0 | 0 | 0 | 0 | 0 | 0 | 0 | 23 | 0 |
| Screven | 9 | 0 | 76 | 0 | 25 | 0 | 5 | 0 | 115 | 0 | 3 | 2 | 4 | 0 | 0 | 0 | 0 | 0 | 7 | 0 | 122 | 0 |
| Seminole | 6 | 0 | 49 | 0 | 24 | 0 | 4 | 0 | 83 | 0 | 0 | 0 | 2 | 0 | 2 | 0 | 0 | 0 | 4 | 0 | 87 | 0 |
| Spalding | 50 | 1 | 381 | 1 | 154 | 1 | 18 | 1 | 603 | 1 | 4 | 3 | 25 | 1 | 13 | 2 | 1 | 2 | 43 | 2 | 646 | 1 |
| Stephens | 7 | 0 | 81 | 0 | 32 | 0 | 5 | 0 | 125 | 0 | 0 | 0 | 5 | 0 | 1 | 0 | 0 | 0 | 6 | 0 | 131 | 0 |
| Stewart | 5 | 0 | 20 | 0 | 5 | 0 | 1 | 0 | 31 | 0 | 0 | 0 | 0 | 0 | 2 | 0 | 0 | 0 | 2 | 0 | 33 | 0 |
| Sumter | 24 | 1 | 137 | 1 | 53 | 0 | 5 | 0 | 219 | 1 | 0 | 0 | 12 | 1 | 4 | 1 | 0 | 0 | 16 | 1 | 235 | 1 |
| Talbot | 7 | 0 | 22 | 0 | 7 | 0 | 0 | 0 | 36 | 0 | 0 | 0 | 0 | 0 | 3 | 0 | 0 | 0 | 3 | 0 | 39 | 0 |
| Taliaferro | 1 | 0 | 4 | 0 | 5 | 0 | 0 | 0 | 10 | 0 | 0 | 0 | 0 | 0 | 1 | 0 | 0 | 0 | 1 | 0 | 11 | 0 |
| Tattnall | 7 | 0 | 87 | 0 | 35 | 0 | 7 | 0 | 136 | 0 | 0 | 0 | 3 | 0 | 5 | 1 | 0 | 0 | 8 | 0 | 144 | 0 |
| Taylor | 12 | 0 | 41 | 0 | 18 | 0 | 2 | 0 | 73 | 0 | 1 | 1 | 2 | 0 | 0 | 0 | 0 | 0 | 3 | 0 | 76 | 0 |
| Telfair | 7 | 0 | 86 | 0 | 35 | 0 | 2 | 0 | 130 | 0 | 2 | 1 | 6 | 0 | 4 | 1 | 0 | 0 | 12 | 0 | 142 | 0 |
| Terrell | 4 | 0 | 65 | 0 | 22 | 0 | 3 | 0 | 94 | 0 | 0 | 0 | 3 | 0 | 0 | 0 | 0 | 0 | 3 | 0 | 97 | 0 |
| Thomas | 29 | 1 | 191 | 1 | 77 | 1 | 12 | 1 | 309 | 1 | 1 | 1 | 15 | 1 | 4 | 1 | 0 | 0 | 20 | 1 | 329 | 1 |
| Tift | 32 | 1 | 201 | 1 | 93 | 1 | 11 | 1 | 337 | 1 | 2 | 1 | 11 | 1 | 4 | 1 | 1 | 2 | 18 | 1 | 355 | 1 |
| Toombs | 32 | 1 | 177 | 1 | 64 | 1 | 8 | 0 | 281 | 1 | 2 | 1 | 17 | 1 | 0 | 0 | 0 | 0 | 19 | 1 | 300 | 1 |
| Towns | 1 | 0 | 16 | 0 | 8 | 0 | 1 | 0 | 26 | 0 | 1 | 1 | 2 | 0 | 0 | 0 | 0 | 0 | 3 | 0 | 29 | 0 |
| Treutlen | 3 | 0 | 24 | 0 | 13 | 0 | 1 | 0 | 41 | 0 | 0 | 0 | 2 | 0 | 1 | 0 | 0 | 0 | 3 | 0 | 44 | 0 |
| Troup | 64 | 2 | 465 | 2 | 149 | 1 | 24 | 1 | 702 | 2 | 5 | 3 | 29 | 2 | 9 | 1 | 0 | 0 | 43 | 2 | 745 | 2 |

(continued)

Inmate statistical profile

Sample: ACTIVE PRISONERS EXCLUDING JAIL
Active inmates 06/18/2001

Requestor: Statistics

County Of Conviction by current age & sex (continued)

| County Of Conviction | M E N | | | | | | | | W O M E N | | | | | | | | Grand Total % | | | | | |
|----------------------|-------------|-------------|-------------|-------------|-------------|-------------|-------------|-------------|-------------|---------------|------|-----|------|-----|------|-----|---------------|-----|------|-----|-------|-----|
| | Age 00-21 % | Age 22-39 % | Age 40-54 % | Age 55-99 % | Men Total % | Age 00-21 % | Age 22-39 % | Age 40-54 % | Age 55-99 % | Women Total % | | | | | | | | | | | | |
| Turner | 4 | 0 | 53 | 0 | 26 | 0 | 3 | 0 | 86 | 0 | 0 | 0 | 2 | 0 | 0 | 0 | 0 | 2 | 0 | 88 | 0 | |
| Twiggs | 3 | 0 | 20 | 0 | 11 | 0 | 2 | 0 | 36 | 0 | 0 | 0 | 0 | 0 | 0 | 0 | 0 | 0 | 0 | 36 | 0 | |
| Union | 4 | 0 | 28 | 0 | 7 | 0 | 4 | 0 | 43 | 0 | 0 | 0 | 2 | 0 | 0 | 0 | 0 | 2 | 0 | 45 | 0 | |
| Upton | 19 | 1 | 115 | 0 | 43 | 0 | 11 | 1 | 188 | 0 | 1 | 1 | 4 | 0 | 2 | 0 | 0 | 7 | 0 | 195 | 0 | |
| Walker | 14 | 0 | 188 | 1 | 77 | 1 | 15 | 1 | 294 | 1 | 1 | 1 | 11 | 1 | 6 | 1 | 0 | 18 | 1 | 312 | 1 | |
| Walton | 22 | 1 | 196 | 1 | 83 | 1 | 15 | 1 | 316 | 1 | 1 | 1 | 11 | 1 | 4 | 1 | 0 | 16 | 1 | 332 | 1 | |
| Ware | 30 | 1 | 252 | 1 | 112 | 1 | 14 | 1 | 408 | 1 | 0 | 0 | 24 | 1 | 9 | 1 | 0 | 33 | 1 | 441 | 1 | |
| Warren | 3 | 0 | 26 | 0 | 17 | 0 | 2 | 0 | 48 | 0 | 0 | 0 | 0 | 0 | 1 | 0 | 0 | 1 | 0 | 49 | 0 | |
| Washington | 9 | 0 | 79 | 0 | 27 | 0 | 3 | 0 | 118 | 0 | 0 | 0 | 7 | 0 | 3 | 0 | 0 | 10 | 0 | 128 | 0 | |
| Wayne | 7 | 0 | 77 | 0 | 23 | 0 | 3 | 0 | 110 | 0 | 0 | 0 | 3 | 0 | 1 | 0 | 1 | 2 | 5 | 0 | 115 | 0 |
| Webster | 0 | 0 | 11 | 0 | 3 | 0 | 0 | 0 | 14 | 0 | 0 | 0 | 0 | 0 | 0 | 0 | 0 | 0 | 0 | 14 | 0 | |
| Wheeler | 2 | 0 | 30 | 0 | 13 | 0 | 3 | 0 | 48 | 0 | 1 | 1 | 0 | 0 | 0 | 0 | 1 | 2 | 2 | 0 | 50 | 0 |
| White | 6 | 0 | 42 | 0 | 14 | 0 | 2 | 0 | 64 | 0 | 0 | 0 | 4 | 0 | 2 | 0 | 0 | 6 | 0 | 70 | 0 | |
| Whitfield | 46 | 1 | 339 | 1 | 158 | 1 | 27 | 2 | 570 | 1 | 2 | 1 | 47 | 3 | 16 | 2 | 1 | 2 | 66 | 2 | 636 | 1 |
| Wilcox | 1 | 0 | 31 | 0 | 17 | 0 | 4 | 0 | 53 | 0 | 0 | 0 | 4 | 0 | 0 | 0 | 0 | 4 | 0 | 57 | 0 | |
| Wilkes | 10 | 0 | 45 | 0 | 20 | 0 | 2 | 0 | 77 | 0 | 0 | 0 | 7 | 0 | 0 | 0 | 0 | 7 | 0 | 84 | 0 | |
| Wilkinson | 4 | 0 | 32 | 0 | 10 | 0 | 1 | 0 | 47 | 0 | 0 | 0 | 2 | 0 | 0 | 0 | 0 | 2 | 0 | 49 | 0 | |
| Worth | 7 | 0 | 86 | 0 | 36 | 0 | 6 | 0 | 135 | 0 | 0 | 0 | 5 | 0 | 1 | 0 | 0 | 6 | 0 | 141 | 0 | |
| Total reported | 3725 | 100 | 26232 | 100 | 11108 | 100 | 1632 | 100 | 42697 | 100 | 159 | 100 | 1776 | 100 | 730 | 100 | 66 | 100 | 2731 | 100 | 45428 | 100 |
| Percent reported | 99.7 | | 99.9 | | 99.9 | | 99.6 | | 99.8 | | 99.4 | | 99.7 | | 99.7 | | 100.0 | | 99.7 | | 99.8 | |
| Not reported | 12 | | 37 | | 16 | | 6 | | 71 | | 1 | | 6 | | 2 | | 0 | | 9 | | 80 | |
| Total | 3737 | | 26269 | | 11124 | | 1638 | | 42768 | | 160 | | 1782 | | 732 | | 66 | | 2740 | | 45508 | |

Inmate statistical profile

Sample: ACTIVE PRISONERS EXCLUDING JAIL
Active inmates 06/18/2001

Requestor: Statistics

Circ Of Conviction by current age & sex

| Circ Of Conviction | M E N | | | | | | | | W O M E N | | | | | | | | Grand Total | % | | | | |
|--------------------|-----------|---|-----------|---|-----------|---|-----------|---|-----------|---|-----------|---|-----------|---|-----------|---|-------------|----|-----------|---|-------------|---|
| | Age 00-21 | % | Age 22-39 | % | Age 40-54 | % | Age 55-99 | % | Men Total | % | Age 00-21 | % | Age 22-39 | % | Age 40-54 | % | | | Age 55-99 | % | Women Total | % |
| Alapaha | 21 | 1 | 237 | 1 | 87 | 1 | 14 | 1 | 359 | 1 | 0 | 0 | 17 | 1 | 8 | 1 | 0 | 0 | 25 | 1 | 384 | 1 |
| Alcovy | 46 | 1 | 429 | 2 | 173 | 2 | 28 | 2 | 676 | 2 | 3 | 2 | 24 | 1 | 9 | 1 | 2 | 3 | 38 | 1 | 714 | 2 |
| Atlanta | 218 | 6 | 2073 | 8 | 1025 | 9 | 155 | 9 | 3471 | 8 | 7 | 4 | 67 | 4 | 39 | 5 | 8 | 12 | 121 | 4 | 3592 | 8 |
| Atlantic | 57 | 2 | 437 | 2 | 161 | 1 | 26 | 2 | 681 | 2 | 1 | 1 | 14 | 1 | 9 | 1 | 1 | 2 | 25 | 1 | 706 | 2 |
| Augusta | 198 | 5 | 1368 | 5 | 565 | 5 | 65 | 4 | 2196 | 5 | 5 | 3 | 101 | 6 | 53 | 7 | 1 | 2 | 160 | 6 | 2356 | 5 |
| Blue Ridge | 28 | 1 | 190 | 1 | 134 | 1 | 22 | 1 | 374 | 1 | 3 | 2 | 34 | 2 | 8 | 1 | 0 | 0 | 45 | 2 | 419 | 1 |
| Brunswick | 54 | 1 | 530 | 2 | 243 | 2 | 37 | 2 | 864 | 2 | 4 | 3 | 27 | 2 | 10 | 1 | 3 | 5 | 44 | 2 | 908 | 2 |
| Chattahoochee | 204 | 5 | 1070 | 4 | 472 | 4 | 55 | 3 | 1801 | 4 | 10 | 6 | 77 | 4 | 35 | 5 | 2 | 3 | 124 | 5 | 1925 | 4 |
| Cherokee | 52 | 1 | 393 | 1 | 173 | 2 | 37 | 2 | 655 | 2 | 9 | 6 | 44 | 2 | 15 | 2 | 0 | 0 | 68 | 2 | 723 | 2 |
| Clayton | 202 | 5 | 990 | 4 | 371 | 3 | 52 | 3 | 1615 | 4 | 11 | 7 | 109 | 6 | 31 | 4 | 5 | 8 | 156 | 6 | 1771 | 4 |
| Cobb | 175 | 5 | 1168 | 4 | 504 | 5 | 78 | 5 | 1925 | 5 | 5 | 3 | 84 | 5 | 31 | 4 | 2 | 3 | 122 | 4 | 2047 | 5 |
| Conasauga | 59 | 2 | 425 | 2 | 202 | 2 | 36 | 2 | 722 | 2 | 2 | 1 | 52 | 3 | 17 | 2 | 1 | 2 | 72 | 3 | 794 | 2 |
| Cordele | 56 | 2 | 404 | 2 | 161 | 1 | 26 | 2 | 647 | 2 | 2 | 1 | 28 | 2 | 7 | 1 | 1 | 2 | 38 | 1 | 685 | 2 |
| Coweta | 166 | 4 | 1180 | 4 | 418 | 4 | 86 | 5 | 1850 | 4 | 13 | 8 | 87 | 5 | 25 | 3 | 2 | 3 | 127 | 5 | 1977 | 4 |
| Dougherty | 77 | 2 | 633 | 2 | 242 | 2 | 27 | 2 | 979 | 2 | 0 | 0 | 35 | 2 | 19 | 3 | 2 | 3 | 56 | 2 | 1035 | 2 |
| Dublin | 34 | 1 | 243 | 1 | 98 | 1 | 9 | 1 | 384 | 1 | 1 | 1 | 10 | 1 | 7 | 1 | 1 | 2 | 19 | 1 | 403 | 1 |
| Eastern | 226 | 6 | 1431 | 5 | 472 | 4 | 55 | 3 | 2184 | 5 | 9 | 6 | 98 | 6 | 30 | 4 | 3 | 5 | 140 | 5 | 2324 | 5 |
| Flint | 29 | 1 | 187 | 1 | 86 | 1 | 12 | 1 | 314 | 1 | 3 | 2 | 11 | 1 | 8 | 1 | 1 | 2 | 23 | 1 | 337 | 1 |
| Griffin | 89 | 2 | 646 | 2 | 265 | 2 | 42 | 3 | 1042 | 2 | 5 | 3 | 42 | 2 | 19 | 3 | 1 | 2 | 67 | 2 | 1109 | 2 |
| Gwinnett | 96 | 3 | 698 | 3 | 312 | 3 | 45 | 3 | 1151 | 3 | 6 | 4 | 62 | 3 | 35 | 5 | 1 | 2 | 104 | 4 | 1255 | 3 |
| Houston | 46 | 1 | 290 | 1 | 120 | 1 | 12 | 1 | 468 | 1 | 1 | 1 | 20 | 1 | 9 | 1 | 2 | 3 | 32 | 1 | 500 | 1 |
| Lookout Mountain | 37 | 1 | 431 | 2 | 215 | 2 | 43 | 3 | 726 | 2 | 3 | 2 | 30 | 2 | 11 | 2 | 2 | 3 | 46 | 2 | 772 | 2 |
| Macon | 89 | 2 | 721 | 3 | 358 | 3 | 39 | 2 | 1207 | 3 | 4 | 3 | 36 | 2 | 28 | 4 | 2 | 3 | 70 | 3 | 1277 | 3 |
| Middle | 74 | 2 | 529 | 2 | 174 | 2 | 24 | 1 | 801 | 2 | 2 | 1 | 35 | 2 | 7 | 1 | 0 | 0 | 44 | 2 | 845 | 2 |
| Mountain | 16 | 0 | 159 | 1 | 67 | 1 | 10 | 1 | 252 | 1 | 1 | 1 | 11 | 1 | 2 | 0 | 0 | 0 | 14 | 1 | 266 | 1 |
| Northeastern | 51 | 1 | 372 | 1 | 223 | 2 | 39 | 2 | 685 | 2 | 2 | 1 | 32 | 2 | 8 | 1 | 1 | 2 | 43 | 2 | 728 | 2 |
| Northern | 46 | 1 | 333 | 1 | 143 | 1 | 23 | 1 | 545 | 1 | 1 | 1 | 27 | 2 | 11 | 2 | 1 | 2 | 40 | 1 | 585 | 1 |
| Ocmulgee | 100 | 3 | 613 | 2 | 234 | 2 | 25 | 2 | 972 | 2 | 1 | 1 | 35 | 2 | 14 | 2 | 1 | 2 | 51 | 2 | 1023 | 2 |
| Oconee | 54 | 1 | 397 | 2 | 171 | 2 | 18 | 1 | 640 | 1 | 4 | 3 | 37 | 2 | 13 | 2 | 1 | 2 | 55 | 2 | 695 | 2 |
| Ogeechee | 98 | 3 | 438 | 2 | 158 | 1 | 18 | 1 | 712 | 2 | 5 | 3 | 32 | 2 | 13 | 2 | 3 | 5 | 53 | 2 | 765 | 2 |
| Pataula | 32 | 1 | 277 | 1 | 93 | 1 | 16 | 1 | 418 | 1 | 0 | 0 | 10 | 1 | 6 | 1 | 1 | 2 | 17 | 1 | 435 | 1 |
| Piedmont | 33 | 1 | 222 | 1 | 139 | 1 | 27 | 2 | 421 | 1 | 1 | 1 | 27 | 2 | 10 | 1 | 0 | 0 | 38 | 1 | 459 | 1 |
| Rome | 62 | 2 | 474 | 2 | 201 | 2 | 30 | 2 | 767 | 2 | 3 | 2 | 50 | 3 | 24 | 3 | 2 | 3 | 79 | 3 | 846 | 2 |
| South Georgia | 78 | 2 | 503 | 2 | 210 | 2 | 25 | 2 | 816 | 2 | 5 | 3 | 51 | 3 | 9 | 1 | 0 | 0 | 65 | 2 | 881 | 2 |
| Southern | 107 | 3 | 814 | 3 | 320 | 3 | 49 | 3 | 1290 | 3 | 2 | 1 | 49 | 3 | 22 | 3 | 3 | 5 | 76 | 3 | 1366 | 3 |
| Southwestern | 50 | 1 | 268 | 1 | 95 | 1 | 10 | 1 | 423 | 1 | 1 | 1 | 14 | 1 | 9 | 1 | 0 | 0 | 24 | 1 | 447 | 1 |

(continued)

Inmate statistical profile

Sample: ACTIVE PRISONERS EXCLUDING JAIL
Active inmates 06/18/2001

Requestor: Statistics

Circ Of Conviction by current age & sex (continued)

| Circ Of Conviction | M E N | | | | | | | | W O M E N | | | | | | | | Grand Total | % | | | | |
|--------------------|-----------|------|-----------|------|-----------|------|-----------|------|-----------|------|-----------|------|-----------|------|-----------|------|-------------|-------|-----------|------|-------------|------|
| | Age 00-21 | % | Age 22-39 | % | Age 40-54 | % | Age 55-99 | % | Men Total | % | Age 00-21 | % | Age 22-39 | % | Age 40-54 | % | | | Age 55-99 | % | Women Total | % |
| Stone Mountain | 274 | 7 | 1742 | 7 | 660 | 6 | 89 | 5 | 2765 | 6 | 11 | 7 | 63 | 4 | 27 | 4 | 5 | 8 | 106 | 4 | 2871 | 6 |
| Tallapoosa | 33 | 1 | 237 | 1 | 138 | 1 | 19 | 1 | 427 | 1 | 0 | 0 | 22 | 1 | 5 | 1 | 0 | 0 | 27 | 1 | 454 | 1 |
| Tifton | 49 | 1 | 389 | 1 | 176 | 2 | 25 | 2 | 639 | 1 | 3 | 2 | 19 | 1 | 5 | 1 | 1 | 2 | 28 | 1 | 667 | 1 |
| Toombs | 24 | 1 | 226 | 1 | 99 | 1 | 19 | 1 | 368 | 1 | 2 | 1 | 9 | 1 | 3 | 0 | 0 | 0 | 14 | 1 | 382 | 1 |
| Waycross | 62 | 2 | 506 | 2 | 230 | 2 | 26 | 2 | 824 | 2 | 2 | 1 | 36 | 2 | 14 | 2 | 0 | 0 | 52 | 2 | 876 | 2 |
| Western | 46 | 1 | 354 | 1 | 123 | 1 | 20 | 1 | 543 | 1 | 1 | 1 | 26 | 1 | 9 | 1 | 2 | 3 | 38 | 1 | 581 | 1 |
| Rockdale | 29 | 1 | 174 | 1 | 93 | 1 | 14 | 1 | 310 | 1 | 1 | 1 | 8 | 0 | 10 | 1 | 0 | 0 | 19 | 1 | 329 | 1 |
| Douglas | 72 | 2 | 424 | 2 | 182 | 2 | 27 | 2 | 705 | 2 | 2 | 1 | 33 | 2 | 19 | 3 | 0 | 0 | 54 | 2 | 759 | 2 |
| Appalachian | 19 | 1 | 169 | 1 | 107 | 1 | 32 | 2 | 327 | 1 | 0 | 0 | 8 | 0 | 10 | 1 | 2 | 3 | 20 | 1 | 347 | 1 |
| Enotah | 14 | 0 | 127 | 0 | 52 | 0 | 15 | 1 | 208 | 0 | 1 | 1 | 12 | 1 | 4 | 1 | 0 | 0 | 17 | 1 | 225 | 0 |
| Forsyth-Bell | 5 | 0 | 92 | 0 | 56 | 1 | 12 | 1 | 165 | 0 | 0 | 0 | 13 | 1 | 7 | 1 | 0 | 0 | 20 | 1 | 185 | 0 |
| Towaliga | 38 | 1 | 219 | 1 | 107 | 1 | 19 | 1 | 383 | 1 | 1 | 1 | 8 | 0 | 6 | 1 | 0 | 0 | 15 | 1 | 398 | 1 |
| Total reported | 3725 | 100 | 26232 | 100 | 11108 | 100 | 1632 | 100 | 42697 | 100 | 159 | 100 | 1776 | 100 | 730 | 100 | 66 | 100 | 2731 | 100 | 45428 | 100 |
| Percent reported | | 99.7 | | 99.9 | | 99.9 | | 99.6 | | 99.8 | | 99.4 | | 99.7 | | 99.7 | | 100.0 | | 99.7 | | 99.8 |
| Not reported | 12 | | 37 | | 16 | | 6 | | 71 | | 1 | | 6 | | 2 | | 0 | | 9 | | 80 | |
| Total | 3737 | | 26269 | | 11124 | | 1638 | | 42768 | | 160 | | 1782 | | 732 | | 66 | | 2740 | | 45508 | |

Inmate statistical profile

Sample: ACTIVE PRISONERS EXCLUDING JAIL
Active inmates 06/18/2001

Requestor: Statistics

Home County by current age & sex

| Home County | M E N | | | | | | | | W O M E N | | | | | | | | Grand Total | % | | | | |
|---------------|-----------|---|-----------|---|-----------|---|-----------|---|-----------|---|-----------|---|-----------|---|-----------|---|-------------|---|-----------|---|-------------|---|
| | Age 00-21 | % | Age 22-39 | % | Age 40-54 | % | Age 55-99 | % | Men Total | % | Age 00-21 | % | Age 22-39 | % | Age 40-54 | % | | | Age 55-99 | % | Women Total | % |
| Appling | 4 | 0 | 57 | 0 | 32 | 0 | 5 | 0 | 98 | 0 | 1 | 1 | 0 | 0 | 1 | 0 | 0 | 0 | 2 | 0 | 100 | 0 |
| Atkinson | 2 | 0 | 31 | 0 | 12 | 0 | 5 | 0 | 50 | 0 | 0 | 0 | 1 | 0 | 1 | 0 | 0 | 0 | 2 | 0 | 52 | 0 |
| Bacon | 0 | 0 | 32 | 0 | 16 | 0 | 1 | 0 | 49 | 0 | 0 | 0 | 2 | 0 | 0 | 0 | 0 | 0 | 2 | 0 | 51 | 0 |
| Baker | 1 | 0 | 17 | 0 | 6 | 0 | 1 | 0 | 25 | 0 | 0 | 0 | 2 | 0 | 0 | 0 | 0 | 0 | 2 | 0 | 27 | 0 |
| Baldwin | 40 | 1 | 207 | 1 | 75 | 1 | 7 | 0 | 329 | 1 | 0 | 0 | 18 | 1 | 7 | 1 | 1 | 2 | 26 | 1 | 355 | 1 |
| Banks | 2 | 0 | 23 | 0 | 13 | 0 | 6 | 0 | 44 | 0 | 0 | 0 | 3 | 0 | 2 | 0 | 0 | 0 | 5 | 0 | 49 | 0 |
| Barrow | 11 | 0 | 104 | 0 | 56 | 1 | 10 | 1 | 181 | 0 | 0 | 0 | 10 | 1 | 5 | 1 | 0 | 0 | 15 | 1 | 196 | 0 |
| Bartow | 31 | 1 | 220 | 1 | 98 | 1 | 23 | 2 | 372 | 1 | 5 | 3 | 27 | 2 | 6 | 1 | 0 | 0 | 38 | 1 | 410 | 1 |
| Ben Hill | 21 | 1 | 98 | 0 | 37 | 0 | 9 | 1 | 165 | 0 | 2 | 1 | 9 | 1 | 4 | 1 | 0 | 0 | 15 | 1 | 180 | 0 |
| Berrien | 4 | 0 | 42 | 0 | 12 | 0 | 6 | 0 | 64 | 0 | 0 | 0 | 3 | 0 | 1 | 0 | 0 | 0 | 4 | 0 | 68 | 0 |
| Bibb | 91 | 3 | 658 | 3 | 335 | 3 | 39 | 3 | 1123 | 3 | 3 | 2 | 38 | 2 | 27 | 4 | 1 | 2 | 69 | 3 | 1192 | 3 |
| Bleckley | 8 | 0 | 70 | 0 | 25 | 0 | 1 | 0 | 104 | 0 | 0 | 0 | 5 | 0 | 3 | 0 | 0 | 0 | 8 | 0 | 112 | 0 |
| Brantley | 2 | 0 | 26 | 0 | 11 | 0 | 2 | 0 | 41 | 0 | 0 | 0 | 2 | 0 | 2 | 0 | 0 | 0 | 4 | 0 | 45 | 0 |
| Brooks | 4 | 0 | 58 | 0 | 12 | 0 | 4 | 0 | 78 | 0 | 0 | 0 | 2 | 0 | 1 | 0 | 0 | 0 | 3 | 0 | 81 | 0 |
| Bryan | 7 | 0 | 49 | 0 | 24 | 0 | 3 | 0 | 83 | 0 | 0 | 0 | 2 | 0 | 2 | 0 | 0 | 0 | 4 | 0 | 87 | 0 |
| Bulloch | 35 | 1 | 186 | 1 | 81 | 1 | 8 | 1 | 310 | 1 | 1 | 1 | 16 | 1 | 7 | 1 | 1 | 2 | 25 | 1 | 335 | 1 |
| Burke | 14 | 0 | 119 | 0 | 45 | 0 | 8 | 1 | 186 | 0 | 0 | 0 | 2 | 0 | 2 | 0 | 0 | 0 | 4 | 0 | 190 | 0 |
| Butts | 15 | 0 | 79 | 0 | 25 | 0 | 5 | 0 | 124 | 0 | 1 | 1 | 6 | 0 | 2 | 0 | 0 | 0 | 9 | 0 | 133 | 0 |
| Calhoun | 5 | 0 | 27 | 0 | 13 | 0 | 1 | 0 | 46 | 0 | 0 | 0 | 1 | 0 | 0 | 0 | 0 | 0 | 1 | 0 | 47 | 0 |
| Camden | 4 | 0 | 59 | 0 | 20 | 0 | 4 | 0 | 87 | 0 | 1 | 1 | 2 | 0 | 1 | 0 | 0 | 0 | 4 | 0 | 91 | 0 |
| Candler | 9 | 0 | 56 | 0 | 17 | 0 | 0 | 0 | 82 | 0 | 0 | 0 | 2 | 0 | 1 | 0 | 0 | 0 | 3 | 0 | 85 | 0 |
| Carroll | 24 | 1 | 228 | 1 | 113 | 1 | 34 | 2 | 399 | 1 | 5 | 3 | 25 | 2 | 9 | 1 | 0 | 0 | 39 | 2 | 438 | 1 |
| Catoosa | 8 | 0 | 64 | 0 | 34 | 0 | 7 | 0 | 113 | 0 | 0 | 0 | 3 | 0 | 2 | 0 | 0 | 0 | 5 | 0 | 118 | 0 |
| Charlton | 1 | 0 | 28 | 0 | 11 | 0 | 1 | 0 | 41 | 0 | 0 | 0 | 1 | 0 | 1 | 0 | 0 | 0 | 2 | 0 | 43 | 0 |
| Chatham | 218 | 6 | 1364 | 6 | 449 | 4 | 54 | 4 | 2085 | 5 | 8 | 5 | 89 | 5 | 21 | 3 | 5 | 8 | 123 | 5 | 2208 | 5 |
| Chattahoochee | 1 | 0 | 8 | 0 | 5 | 0 | 0 | 0 | 14 | 0 | 0 | 0 | 1 | 0 | 0 | 0 | 0 | 0 | 1 | 0 | 15 | 0 |
| Chatooga | 6 | 0 | 99 | 0 | 46 | 0 | 9 | 1 | 160 | 0 | 2 | 1 | 9 | 1 | 1 | 0 | 1 | 2 | 13 | 1 | 173 | 0 |
| Cherokee | 20 | 1 | 151 | 1 | 95 | 1 | 14 | 1 | 280 | 1 | 2 | 1 | 22 | 1 | 9 | 1 | 0 | 0 | 33 | 1 | 313 | 1 |
| Clarke | 54 | 2 | 326 | 1 | 121 | 1 | 17 | 1 | 518 | 1 | 1 | 1 | 25 | 2 | 11 | 2 | 3 | 5 | 40 | 2 | 558 | 1 |
| Clay | 2 | 0 | 13 | 0 | 8 | 0 | 1 | 0 | 24 | 0 | 0 | 0 | 2 | 0 | 0 | 0 | 0 | 0 | 2 | 0 | 26 | 0 |
| Clayton | 146 | 4 | 697 | 3 | 252 | 2 | 35 | 2 | 1130 | 3 | 5 | 3 | 58 | 4 | 22 | 3 | 4 | 7 | 89 | 4 | 1219 | 3 |
| Clinch | 5 | 0 | 26 | 0 | 12 | 0 | 0 | 0 | 43 | 0 | 0 | 0 | 3 | 0 | 0 | 0 | 0 | 0 | 3 | 0 | 46 | 0 |
| Cobb | 135 | 4 | 861 | 4 | 404 | 4 | 58 | 4 | 1458 | 4 | 6 | 4 | 78 | 5 | 20 | 3 | 1 | 2 | 105 | 4 | 1563 | 4 |
| Coffee | 15 | 0 | 132 | 1 | 47 | 0 | 6 | 0 | 200 | 1 | 1 | 1 | 9 | 1 | 5 | 1 | 1 | 2 | 16 | 1 | 216 | 1 |
| Colquit | 33 | 1 | 168 | 1 | 74 | 1 | 15 | 1 | 290 | 1 | 0 | 0 | 13 | 1 | 1 | 0 | 0 | 0 | 14 | 1 | 304 | 1 |
| Columbia | 18 | 1 | 104 | 0 | 41 | 0 | 4 | 0 | 167 | 0 | 2 | 1 | 8 | 0 | 7 | 1 | 0 | 0 | 17 | 1 | 184 | 0 |

(continued)

Inmate statistical profile

Sample: ACTIVE PRISONERS EXCLUDING JAIL
Active inmates 06/18/2001

Requestor: Statistics

Home County by current age & sex (continued)

| Home County | M E N | | | | | | | | W O M E N | | | | | | | | Grand Total | % | | | | |
|-------------|-----------|----|-----------|----|-----------|----|-----------|----|-----------|----|-----------|----|-----------|---|-----------|----|-------------|----|-----------|---|-------------|----|
| | Age 00-21 | % | Age 22-39 | % | Age 40-54 | % | Age 55-99 | % | Men Total | % | Age 00-21 | % | Age 22-39 | % | Age 40-54 | % | | | Age 55-99 | % | Women Total | % |
| Cook | 6 | 0 | 92 | 0 | 39 | 0 | 2 | 0 | 139 | 0 | 0 | 0 | 6 | 0 | 4 | 1 | 0 | 0 | 10 | 0 | 149 | 0 |
| Coweta | 41 | 1 | 267 | 1 | 79 | 1 | 6 | 0 | 393 | 1 | 1 | 1 | 20 | 1 | 4 | 1 | 0 | 0 | 25 | 1 | 418 | 1 |
| Crawford | 1 | 0 | 16 | 0 | 3 | 0 | 0 | 0 | 20 | 0 | 0 | 0 | 0 | 0 | 0 | 0 | 0 | 0 | 0 | 0 | 20 | 0 |
| Crisp | 20 | 1 | 152 | 1 | 57 | 1 | 8 | 1 | 237 | 1 | 1 | 1 | 9 | 1 | 2 | 0 | 0 | 0 | 12 | 0 | 249 | 1 |
| Dade | 2 | 0 | 23 | 0 | 16 | 0 | 8 | 1 | 49 | 0 | 1 | 1 | 0 | 0 | 0 | 0 | 0 | 0 | 1 | 0 | 50 | 0 |
| Dawson | 3 | 0 | 41 | 0 | 24 | 0 | 1 | 0 | 69 | 0 | 0 | 0 | 6 | 0 | 0 | 0 | 0 | 0 | 6 | 0 | 75 | 0 |
| Decatur | 24 | 1 | 164 | 1 | 52 | 1 | 6 | 0 | 246 | 1 | 1 | 1 | 13 | 1 | 3 | 0 | 0 | 0 | 17 | 1 | 263 | 1 |
| DeKalb | 226 | 6 | 1519 | 6 | 528 | 5 | 81 | 6 | 2354 | 6 | 10 | 7 | 68 | 4 | 23 | 3 | 5 | 8 | 106 | 4 | 2460 | 6 |
| Dodge | 11 | 0 | 116 | 0 | 55 | 1 | 6 | 0 | 188 | 0 | 1 | 1 | 12 | 1 | 4 | 1 | 0 | 0 | 17 | 1 | 205 | 0 |
| Dooly | 11 | 0 | 67 | 0 | 12 | 0 | 1 | 0 | 91 | 0 | 0 | 0 | 3 | 0 | 1 | 0 | 0 | 0 | 4 | 0 | 95 | 0 |
| Dougherty | 77 | 2 | 642 | 3 | 246 | 2 | 24 | 2 | 989 | 3 | 0 | 0 | 35 | 2 | 19 | 3 | 3 | 5 | 57 | 2 | 1046 | 2 |
| Douglas | 55 | 2 | 231 | 1 | 109 | 1 | 18 | 1 | 413 | 1 | 0 | 0 | 22 | 1 | 10 | 1 | 0 | 0 | 32 | 1 | 445 | 1 |
| Early | 7 | 0 | 54 | 0 | 17 | 0 | 4 | 0 | 82 | 0 | 0 | 0 | 2 | 0 | 2 | 0 | 0 | 0 | 4 | 0 | 86 | 0 |
| Echols | 1 | 0 | 2 | 0 | 2 | 0 | 0 | 0 | 5 | 0 | 0 | 0 | 0 | 0 | 0 | 0 | 0 | 0 | 0 | 0 | 5 | 0 |
| Effingham | 23 | 1 | 71 | 0 | 31 | 0 | 2 | 0 | 127 | 0 | 0 | 0 | 5 | 0 | 3 | 0 | 1 | 2 | 9 | 0 | 136 | 0 |
| Elbert | 16 | 0 | 90 | 0 | 48 | 0 | 4 | 0 | 158 | 0 | 0 | 0 | 10 | 1 | 4 | 1 | 0 | 0 | 14 | 1 | 172 | 0 |
| Emanuel | 14 | 0 | 118 | 0 | 32 | 0 | 6 | 0 | 170 | 0 | 2 | 1 | 4 | 0 | 2 | 0 | 0 | 0 | 8 | 0 | 178 | 0 |
| Evans | 5 | 0 | 52 | 0 | 11 | 0 | 2 | 0 | 70 | 0 | 0 | 0 | 0 | 0 | 1 | 0 | 0 | 0 | 1 | 0 | 71 | 0 |
| Fannin | 3 | 0 | 55 | 0 | 26 | 0 | 11 | 1 | 95 | 0 | 0 | 0 | 3 | 0 | 2 | 0 | 1 | 2 | 6 | 0 | 101 | 0 |
| Fayette | 6 | 0 | 57 | 0 | 18 | 0 | 6 | 0 | 87 | 0 | 0 | 0 | 5 | 0 | 3 | 0 | 0 | 0 | 8 | 0 | 95 | 0 |
| Floyd | 60 | 2 | 433 | 2 | 173 | 2 | 23 | 2 | 689 | 2 | 4 | 3 | 45 | 3 | 25 | 4 | 1 | 2 | 75 | 3 | 764 | 2 |
| Forsyth | 3 | 0 | 80 | 0 | 36 | 0 | 7 | 0 | 126 | 0 | 0 | 0 | 6 | 0 | 8 | 1 | 1 | 2 | 15 | 1 | 141 | 0 |
| Franklin | 11 | 0 | 52 | 0 | 26 | 0 | 7 | 0 | 96 | 0 | 0 | 0 | 4 | 0 | 1 | 0 | 1 | 2 | 6 | 0 | 102 | 0 |
| Fulton | 354 | 10 | 2977 | 12 | 1419 | 14 | 174 | 12 | 4924 | 12 | 15 | 10 | 132 | 8 | 74 | 11 | 9 | 15 | 230 | 9 | 5154 | 12 |
| Gilmer | 11 | 0 | 53 | 0 | 34 | 0 | 16 | 1 | 114 | 0 | 1 | 1 | 3 | 0 | 3 | 0 | 0 | 0 | 7 | 0 | 121 | 0 |
| Glascocock | 0 | 0 | 2 | 0 | 2 | 0 | 0 | 0 | 4 | 0 | 0 | 0 | 0 | 0 | 0 | 0 | 0 | 0 | 0 | 0 | 4 | 0 |
| Glynn | 22 | 1 | 275 | 1 | 111 | 1 | 19 | 1 | 427 | 1 | 2 | 1 | 15 | 1 | 5 | 1 | 1 | 2 | 23 | 1 | 450 | 1 |
| Gordon | 17 | 0 | 140 | 1 | 61 | 1 | 12 | 1 | 230 | 1 | 2 | 1 | 16 | 1 | 4 | 1 | 0 | 0 | 22 | 1 | 252 | 1 |
| Grady | 31 | 1 | 121 | 0 | 45 | 0 | 6 | 0 | 203 | 1 | 1 | 1 | 14 | 1 | 4 | 1 | 0 | 0 | 19 | 1 | 222 | 1 |
| Greene | 18 | 1 | 53 | 0 | 12 | 0 | 2 | 0 | 85 | 0 | 0 | 0 | 1 | 0 | 2 | 0 | 0 | 0 | 3 | 0 | 88 | 0 |
| Gwinnett | 88 | 3 | 560 | 2 | 243 | 2 | 45 | 3 | 936 | 2 | 3 | 2 | 48 | 3 | 20 | 3 | 0 | 0 | 71 | 3 | 1007 | 2 |
| Habersham | 5 | 0 | 47 | 0 | 28 | 0 | 2 | 0 | 82 | 0 | 1 | 1 | 2 | 0 | 0 | 0 | 0 | 0 | 3 | 0 | 85 | 0 |
| Hall | 42 | 1 | 314 | 1 | 191 | 2 | 35 | 2 | 582 | 1 | 1 | 1 | 32 | 2 | 8 | 1 | 1 | 2 | 42 | 2 | 624 | 1 |
| Hancock | 5 | 0 | 29 | 0 | 12 | 0 | 1 | 0 | 47 | 0 | 0 | 0 | 0 | 0 | 1 | 0 | 0 | 0 | 1 | 0 | 48 | 0 |
| Haralson | 5 | 0 | 64 | 0 | 33 | 0 | 5 | 0 | 107 | 0 | 0 | 0 | 11 | 1 | 1 | 0 | 0 | 0 | 12 | 0 | 119 | 0 |

(continued)

Inmate statistical profile

Sample: ACTIVE PRISONERS EXCLUDING JAIL
Active inmates 06/18/2001

Requestor: Statistics

Home County by current age & sex (continued)

| Home County | M E N | | | | | | | | W O M E N | | | | | | | | Grand Total | % | | | | |
|-------------|-----------|---|-----------|---|-----------|---|-----------|---|-----------|---|-----------|---|-----------|---|-----------|---|-------------|---|-----------|---|-------------|---|
| | Age 00-21 | % | Age 22-39 | % | Age 40-54 | % | Age 55-99 | % | Men Total | % | Age 00-21 | % | Age 22-39 | % | Age 40-54 | % | | | Age 55-99 | % | Women Total | % |
| Harris | 11 | 0 | 47 | 0 | 26 | 0 | 2 | 0 | 86 | 0 | 1 | 1 | 2 | 0 | 0 | 0 | 0 | 0 | 3 | 0 | 89 | 0 |
| Hart | 9 | 0 | 55 | 0 | 18 | 0 | 2 | 0 | 84 | 0 | 0 | 0 | 3 | 0 | 3 | 0 | 0 | 0 | 6 | 0 | 90 | 0 |
| Heard | 1 | 0 | 24 | 0 | 10 | 0 | 10 | 1 | 45 | 0 | 0 | 0 | 2 | 0 | 0 | 0 | 0 | 0 | 2 | 0 | 47 | 0 |
| Henry | 38 | 1 | 163 | 1 | 74 | 1 | 11 | 1 | 286 | 1 | 3 | 2 | 4 | 0 | 7 | 1 | 0 | 0 | 14 | 1 | 300 | 1 |
| Houston | 47 | 1 | 269 | 1 | 117 | 1 | 14 | 1 | 447 | 1 | 1 | 1 | 22 | 1 | 8 | 1 | 1 | 2 | 32 | 1 | 479 | 1 |
| Irwin | 9 | 0 | 45 | 0 | 21 | 0 | 2 | 0 | 77 | 0 | 0 | 0 | 3 | 0 | 0 | 0 | 0 | 0 | 3 | 0 | 80 | 0 |
| Jackson | 14 | 0 | 88 | 0 | 64 | 1 | 14 | 1 | 180 | 0 | 2 | 1 | 13 | 1 | 2 | 0 | 0 | 0 | 17 | 1 | 197 | 0 |
| Jasper | 2 | 0 | 45 | 0 | 14 | 0 | 2 | 0 | 63 | 0 | 0 | 0 | 1 | 0 | 1 | 0 | 0 | 0 | 2 | 0 | 65 | 0 |
| Jeff Davis | 5 | 0 | 30 | 0 | 25 | 0 | 2 | 0 | 62 | 0 | 0 | 0 | 2 | 0 | 2 | 0 | 0 | 0 | 4 | 0 | 66 | 0 |
| Jefferson | 12 | 0 | 71 | 0 | 27 | 0 | 3 | 0 | 113 | 0 | 0 | 0 | 4 | 0 | 3 | 0 | 0 | 0 | 7 | 0 | 120 | 0 |
| Jenkins | 13 | 0 | 60 | 0 | 14 | 0 | 1 | 0 | 88 | 0 | 0 | 0 | 4 | 0 | 2 | 0 | 0 | 0 | 6 | 0 | 94 | 0 |
| Johnson | 1 | 0 | 25 | 0 | 10 | 0 | 3 | 0 | 39 | 0 | 0 | 0 | 3 | 0 | 0 | 0 | 0 | 0 | 3 | 0 | 42 | 0 |
| Jones | 9 | 0 | 20 | 0 | 15 | 0 | 3 | 0 | 47 | 0 | 1 | 1 | 1 | 0 | 1 | 0 | 0 | 0 | 3 | 0 | 50 | 0 |
| Lamar | 0 | 0 | 60 | 0 | 27 | 0 | 7 | 0 | 94 | 0 | 0 | 0 | 0 | 0 | 3 | 0 | 0 | 0 | 3 | 0 | 97 | 0 |
| Lanier | 1 | 0 | 30 | 0 | 5 | 0 | 4 | 0 | 40 | 0 | 0 | 0 | 4 | 0 | 2 | 0 | 0 | 0 | 6 | 0 | 46 | 0 |
| Laurens | 21 | 1 | 166 | 1 | 55 | 1 | 6 | 0 | 248 | 1 | 1 | 1 | 7 | 0 | 5 | 1 | 1 | 2 | 14 | 1 | 262 | 1 |
| Lee | 11 | 0 | 25 | 0 | 12 | 0 | 2 | 0 | 50 | 0 | 0 | 0 | 3 | 0 | 1 | 0 | 0 | 0 | 4 | 0 | 54 | 0 |
| Liberty | 28 | 1 | 149 | 1 | 32 | 0 | 5 | 0 | 214 | 1 | 1 | 1 | 5 | 0 | 1 | 0 | 0 | 0 | 7 | 0 | 221 | 1 |
| Lincoln | 2 | 0 | 22 | 0 | 11 | 0 | 1 | 0 | 36 | 0 | 0 | 0 | 0 | 0 | 0 | 0 | 0 | 0 | 0 | 0 | 36 | 0 |
| Long | 3 | 0 | 18 | 0 | 12 | 0 | 1 | 0 | 34 | 0 | 0 | 0 | 2 | 0 | 1 | 0 | 0 | 0 | 3 | 0 | 37 | 0 |
| Lowndes | 34 | 1 | 314 | 1 | 115 | 1 | 14 | 1 | 477 | 1 | 1 | 1 | 18 | 1 | 11 | 2 | 1 | 2 | 31 | 1 | 508 | 1 |
| Lumpkins | 3 | 0 | 37 | 0 | 25 | 0 | 6 | 0 | 71 | 0 | 0 | 0 | 3 | 0 | 1 | 0 | 0 | 0 | 4 | 0 | 75 | 0 |
| Macon | 9 | 0 | 44 | 0 | 17 | 0 | 3 | 0 | 73 | 0 | 0 | 0 | 0 | 0 | 2 | 0 | 0 | 0 | 2 | 0 | 75 | 0 |
| Madison | 4 | 0 | 68 | 0 | 27 | 0 | 6 | 0 | 105 | 0 | 0 | 0 | 6 | 0 | 2 | 0 | 0 | 0 | 8 | 0 | 113 | 0 |
| Marion | 5 | 0 | 18 | 0 | 13 | 0 | 1 | 0 | 37 | 0 | 0 | 0 | 1 | 0 | 0 | 0 | 0 | 0 | 1 | 0 | 38 | 0 |
| McDuffie | 5 | 0 | 101 | 0 | 35 | 0 | 8 | 1 | 149 | 0 | 1 | 1 | 4 | 0 | 0 | 0 | 0 | 0 | 5 | 0 | 154 | 0 |
| McIntosh | 6 | 0 | 46 | 0 | 20 | 0 | 2 | 0 | 74 | 0 | 0 | 0 | 0 | 0 | 0 | 0 | 0 | 0 | 0 | 0 | 74 | 0 |
| Meriwether | 20 | 1 | 107 | 0 | 52 | 1 | 9 | 1 | 188 | 0 | 0 | 0 | 9 | 1 | 1 | 0 | 2 | 3 | 12 | 0 | 200 | 0 |
| Miller | 1 | 0 | 17 | 0 | 12 | 0 | 1 | 0 | 31 | 0 | 0 | 0 | 2 | 0 | 1 | 0 | 0 | 0 | 3 | 0 | 34 | 0 |
| Mitchell | 13 | 0 | 127 | 1 | 55 | 1 | 5 | 0 | 200 | 1 | 3 | 2 | 8 | 0 | 1 | 0 | 0 | 0 | 12 | 0 | 212 | 1 |
| Monroe | 9 | 0 | 60 | 0 | 30 | 0 | 4 | 0 | 103 | 0 | 0 | 0 | 2 | 0 | 1 | 0 | 0 | 0 | 3 | 0 | 106 | 0 |
| Montgomery | 3 | 0 | 27 | 0 | 7 | 0 | 1 | 0 | 38 | 0 | 0 | 0 | 4 | 0 | 0 | 0 | 0 | 0 | 4 | 0 | 42 | 0 |
| Morgan | 6 | 0 | 51 | 0 | 21 | 0 | 5 | 0 | 83 | 0 | 0 | 0 | 7 | 0 | 0 | 0 | 0 | 0 | 7 | 0 | 90 | 0 |
| Murray | 14 | 0 | 81 | 0 | 45 | 0 | 11 | 1 | 151 | 0 | 1 | 1 | 8 | 0 | 4 | 1 | 0 | 0 | 13 | 1 | 164 | 0 |
| Muscogee | 153 | 4 | 816 | 3 | 341 | 3 | 40 | 3 | 1350 | 3 | 5 | 3 | 58 | 4 | 25 | 4 | 2 | 3 | 90 | 4 | 1440 | 3 |

(continued)

Inmate statistical profile

Sample: ACTIVE PRISONERS EXCLUDING JAIL
Active inmates 06/18/2001

Requestor: Statistics

Home County by current age & sex (continued)

| Home County | M E N | | | | | | | | W O M E N | | | | | | | | Grand Total | % | | | | |
|-------------|-----------|---|-----------|---|-----------|---|-----------|---|-----------|---|-----------|---|-----------|---|-----------|---|-------------|---|-----------|---|-------------|---|
| | Age 00-21 | % | Age 22-39 | % | Age 40-54 | % | Age 55-99 | % | Men Total | % | Age 00-21 | % | Age 22-39 | % | Age 40-54 | % | | | Age 55-99 | % | Women Total | % |
| Newton | 21 | 1 | 215 | 1 | 77 | 1 | 13 | 1 | 326 | 1 | 1 | 1 | 11 | 1 | 4 | 1 | 3 | 5 | 19 | 1 | 345 | 1 |
| Oconee | 1 | 0 | 20 | 0 | 17 | 0 | 2 | 0 | 40 | 0 | 1 | 1 | 0 | 0 | 1 | 0 | 0 | 0 | 2 | 0 | 42 | 0 |
| Oglethrope | 4 | 0 | 36 | 0 | 7 | 0 | 1 | 0 | 48 | 0 | 1 | 1 | 2 | 0 | 0 | 0 | 0 | 0 | 3 | 0 | 51 | 0 |
| Paulding | 14 | 0 | 76 | 0 | 56 | 1 | 8 | 1 | 154 | 0 | 0 | 0 | 14 | 1 | 4 | 1 | 1 | 2 | 19 | 1 | 173 | 0 |
| Peach | 5 | 0 | 53 | 0 | 31 | 0 | 0 | 0 | 89 | 0 | 1 | 1 | 3 | 0 | 1 | 0 | 0 | 0 | 5 | 0 | 94 | 0 |
| Pickens | 5 | 0 | 51 | 0 | 33 | 0 | 4 | 0 | 93 | 0 | 0 | 0 | 4 | 0 | 3 | 0 | 0 | 0 | 7 | 0 | 100 | 0 |
| Pierce | 8 | 0 | 21 | 0 | 16 | 0 | 1 | 0 | 46 | 0 | 0 | 0 | 2 | 0 | 0 | 0 | 0 | 0 | 2 | 0 | 48 | 0 |
| Pike | 4 | 0 | 20 | 0 | 17 | 0 | 3 | 0 | 44 | 0 | 0 | 0 | 0 | 0 | 0 | 0 | 0 | 0 | 0 | 0 | 44 | 0 |
| Polk | 11 | 0 | 117 | 0 | 49 | 0 | 9 | 1 | 186 | 0 | 0 | 0 | 8 | 0 | 2 | 0 | 0 | 0 | 10 | 0 | 196 | 0 |
| Pulaski | 15 | 0 | 46 | 0 | 18 | 0 | 2 | 0 | 81 | 0 | 0 | 0 | 7 | 0 | 0 | 0 | 0 | 0 | 7 | 0 | 88 | 0 |
| Putnam | 14 | 0 | 74 | 0 | 44 | 0 | 4 | 0 | 136 | 0 | 0 | 0 | 3 | 0 | 3 | 0 | 1 | 2 | 7 | 0 | 143 | 0 |
| Quitman | 0 | 0 | 6 | 0 | 0 | 0 | 0 | 0 | 6 | 0 | 0 | 0 | 0 | 0 | 0 | 0 | 1 | 2 | 1 | 0 | 7 | 0 |
| Rabun | 3 | 0 | 29 | 0 | 10 | 0 | 1 | 0 | 43 | 0 | 0 | 0 | 1 | 0 | 0 | 0 | 0 | 0 | 1 | 0 | 44 | 0 |
| Randolph | 8 | 0 | 53 | 0 | 10 | 0 | 2 | 0 | 73 | 0 | 0 | 0 | 0 | 0 | 2 | 0 | 0 | 0 | 2 | 0 | 75 | 0 |
| Richmond | 156 | 4 | 1069 | 4 | 438 | 4 | 42 | 3 | 1705 | 4 | 3 | 2 | 83 | 5 | 41 | 6 | 1 | 2 | 128 | 5 | 1833 | 4 |
| Rockdale | 24 | 1 | 122 | 1 | 68 | 1 | 12 | 1 | 226 | 1 | 3 | 2 | 5 | 0 | 3 | 0 | 0 | 0 | 11 | 0 | 237 | 1 |
| Schely | 3 | 0 | 12 | 0 | 6 | 0 | 0 | 0 | 21 | 0 | 0 | 0 | 0 | 0 | 0 | 0 | 0 | 0 | 0 | 0 | 21 | 0 |
| Screven | 3 | 0 | 65 | 0 | 20 | 0 | 4 | 0 | 92 | 0 | 3 | 2 | 5 | 0 | 1 | 0 | 0 | 0 | 9 | 0 | 101 | 0 |
| Seminole | 5 | 0 | 45 | 0 | 23 | 0 | 3 | 0 | 76 | 0 | 0 | 0 | 3 | 0 | 2 | 0 | 0 | 0 | 5 | 0 | 81 | 0 |
| Spalding | 54 | 2 | 355 | 1 | 140 | 1 | 17 | 1 | 566 | 1 | 4 | 3 | 25 | 2 | 11 | 2 | 1 | 2 | 41 | 2 | 607 | 1 |
| Stephens | 6 | 0 | 84 | 0 | 33 | 0 | 6 | 0 | 129 | 0 | 0 | 0 | 7 | 0 | 2 | 0 | 0 | 0 | 9 | 0 | 138 | 0 |
| Stewart | 3 | 0 | 21 | 0 | 8 | 0 | 1 | 0 | 33 | 0 | 1 | 1 | 0 | 0 | 0 | 0 | 0 | 0 | 1 | 0 | 34 | 0 |
| Sumter | 20 | 1 | 134 | 1 | 51 | 1 | 5 | 0 | 210 | 1 | 0 | 0 | 13 | 1 | 5 | 1 | 0 | 0 | 18 | 1 | 228 | 1 |
| Talbot | 5 | 0 | 31 | 0 | 9 | 0 | 0 | 0 | 45 | 0 | 1 | 1 | 0 | 0 | 3 | 0 | 0 | 0 | 4 | 0 | 49 | 0 |
| Taliaferro | 0 | 0 | 11 | 0 | 2 | 0 | 0 | 0 | 13 | 0 | 0 | 0 | 0 | 0 | 1 | 0 | 0 | 0 | 1 | 0 | 14 | 0 |
| Tattnall | 7 | 0 | 87 | 0 | 25 | 0 | 4 | 0 | 123 | 0 | 0 | 0 | 3 | 0 | 6 | 1 | 0 | 0 | 9 | 0 | 132 | 0 |
| Taylor | 10 | 0 | 41 | 0 | 18 | 0 | 3 | 0 | 72 | 0 | 0 | 0 | 3 | 0 | 0 | 0 | 0 | 0 | 3 | 0 | 75 | 0 |
| Telfair | 8 | 0 | 79 | 0 | 31 | 0 | 2 | 0 | 120 | 0 | 1 | 1 | 5 | 0 | 3 | 0 | 0 | 0 | 9 | 0 | 129 | 0 |
| Terrell | 5 | 0 | 58 | 0 | 15 | 0 | 1 | 0 | 79 | 0 | 0 | 0 | 3 | 0 | 0 | 0 | 0 | 0 | 3 | 0 | 82 | 0 |
| Thomas | 31 | 1 | 179 | 1 | 72 | 1 | 9 | 1 | 291 | 1 | 0 | 0 | 15 | 1 | 3 | 0 | 0 | 0 | 18 | 1 | 309 | 1 |
| Tift | 24 | 1 | 180 | 1 | 83 | 1 | 10 | 1 | 297 | 1 | 1 | 1 | 7 | 0 | 2 | 0 | 1 | 2 | 11 | 0 | 308 | 1 |
| Toombs | 28 | 1 | 143 | 1 | 60 | 1 | 6 | 0 | 237 | 1 | 1 | 1 | 14 | 1 | 1 | 0 | 0 | 0 | 16 | 1 | 253 | 1 |
| Towns | 0 | 0 | 9 | 0 | 4 | 0 | 1 | 0 | 14 | 0 | 0 | 0 | 1 | 0 | 0 | 0 | 0 | 0 | 1 | 0 | 15 | 0 |
| Treutlen | 4 | 0 | 31 | 0 | 12 | 0 | 1 | 0 | 48 | 0 | 1 | 1 | 1 | 0 | 1 | 0 | 0 | 0 | 3 | 0 | 51 | 0 |
| Troup | 57 | 2 | 393 | 2 | 124 | 1 | 20 | 1 | 594 | 2 | 5 | 3 | 25 | 2 | 10 | 1 | 0 | 0 | 40 | 2 | 634 | 2 |

(continued)

Inmate statistical profile

Sample: ACTIVE PRISONERS EXCLUDING JAIL
Active inmates 06/18/2001

Requestor: Statistics

Home County by current age & sex (continued)

| Home County | M E N | | | | | | | | W O M E N | | | | | | | | Grand Total % | | | | | |
|------------------|-------------|-------------|-------------|-------------|-------------|-------------|-------------|-------------|-------------|---------------|------|-----|------|-----|------|-----|---------------|-----|------|-----|-------|-----|
| | Age 00-21 % | Age 22-39 % | Age 40-54 % | Age 55-99 % | Men Total % | Age 00-21 % | Age 22-39 % | Age 40-54 % | Age 55-99 % | Women Total % | | | | | | | | | | | | |
| Turner | 7 | 0 | 48 | 0 | 21 | 0 | 1 | 0 | 77 | 0 | 0 | 0 | 3 | 0 | 1 | 0 | 0 | 0 | 4 | 0 | 81 | 0 |
| Twiggs | 4 | 0 | 27 | 0 | 10 | 0 | 0 | 0 | 41 | 0 | 0 | 0 | 0 | 0 | 0 | 0 | 0 | 0 | 0 | 0 | 41 | 0 |
| Union | 3 | 0 | 23 | 0 | 9 | 0 | 1 | 0 | 36 | 0 | 0 | 0 | 4 | 0 | 1 | 0 | 0 | 0 | 5 | 0 | 41 | 0 |
| Upton | 20 | 1 | 107 | 0 | 48 | 0 | 9 | 1 | 184 | 0 | 1 | 1 | 7 | 0 | 3 | 0 | 0 | 0 | 11 | 0 | 195 | 0 |
| Walker | 15 | 0 | 150 | 1 | 56 | 1 | 9 | 1 | 230 | 1 | 1 | 1 | 15 | 1 | 5 | 1 | 1 | 2 | 22 | 1 | 252 | 1 |
| Walton | 19 | 1 | 190 | 1 | 72 | 1 | 14 | 1 | 295 | 1 | 0 | 0 | 10 | 1 | 7 | 1 | 0 | 0 | 17 | 1 | 312 | 1 |
| Ware | 26 | 1 | 230 | 1 | 106 | 1 | 11 | 1 | 373 | 1 | 1 | 1 | 14 | 1 | 7 | 1 | 0 | 0 | 22 | 1 | 395 | 1 |
| Warren | 4 | 0 | 18 | 0 | 18 | 0 | 4 | 0 | 44 | 0 | 0 | 0 | 0 | 0 | 1 | 0 | 0 | 0 | 1 | 0 | 45 | 0 |
| Washington | 12 | 0 | 79 | 0 | 30 | 0 | 2 | 0 | 123 | 0 | 1 | 1 | 4 | 0 | 2 | 0 | 0 | 0 | 7 | 0 | 130 | 0 |
| Wayne | 8 | 0 | 79 | 0 | 28 | 0 | 4 | 0 | 119 | 0 | 0 | 0 | 5 | 0 | 0 | 0 | 1 | 2 | 6 | 0 | 125 | 0 |
| Webster | 1 | 0 | 5 | 0 | 2 | 0 | 0 | 0 | 8 | 0 | 0 | 0 | 0 | 0 | 0 | 0 | 0 | 0 | 0 | 0 | 8 | 0 |
| Wheeler | 1 | 0 | 20 | 0 | 10 | 0 | 4 | 0 | 35 | 0 | 0 | 0 | 1 | 0 | 0 | 0 | 0 | 0 | 1 | 0 | 36 | 0 |
| White | 4 | 0 | 35 | 0 | 16 | 0 | 3 | 0 | 58 | 0 | 1 | 1 | 4 | 0 | 1 | 0 | 0 | 0 | 6 | 0 | 64 | 0 |
| Whitfield | 38 | 1 | 296 | 1 | 139 | 1 | 22 | 2 | 495 | 1 | 1 | 1 | 32 | 2 | 12 | 2 | 0 | 0 | 45 | 2 | 540 | 1 |
| Wilcox | 2 | 0 | 31 | 0 | 18 | 0 | 5 | 0 | 56 | 0 | 0 | 0 | 6 | 0 | 0 | 0 | 0 | 0 | 6 | 0 | 62 | 0 |
| Wilkes | 7 | 0 | 39 | 0 | 17 | 0 | 4 | 0 | 67 | 0 | 0 | 0 | 5 | 0 | 0 | 0 | 0 | 0 | 5 | 0 | 72 | 0 |
| Wilkinson | 3 | 0 | 37 | 0 | 12 | 0 | 1 | 0 | 53 | 0 | 0 | 0 | 2 | 0 | 0 | 0 | 0 | 0 | 2 | 0 | 55 | 0 |
| Worth | 3 | 0 | 83 | 0 | 32 | 0 | 6 | 0 | 124 | 0 | 0 | 0 | 4 | 0 | 1 | 0 | 0 | 0 | 5 | 0 | 129 | 0 |
| Total reported | 3485 | 100 | 24305 | 100 | 10183 | 100 | 1461 | 100 | 39434 | 100 | 148 | 100 | 1655 | 100 | 674 | 100 | 60 | 100 | 2537 | 100 | 41971 | 100 |
| Percent reported | 93.3 | | 92.5 | | 91.5 | | 89.2 | | 92.2 | | 92.5 | | 92.9 | | 92.1 | | 90.9 | | 92.6 | | 92.2 | |
| Not reported | 252 | | 1964 | | 941 | | 177 | | 3334 | | 12 | | 127 | | 58 | | 6 | | 203 | | 3537 | |
| Total | 3737 | | 26269 | | 11124 | | 1638 | | 42768 | | 160 | | 1782 | | 732 | | 66 | | 2740 | | 45508 | |

Inmate statistical profile

Sample: ACTIVE PRISONERS EXCLUDING JAIL
Active inmates 06/18/2001

Requestor: Statistics

Prison Sentence In Years by current age & sex

| Sentence In Years | M E N | | | | | | | | W O M E N | | | | | | | | Grand Total % |
|---------------------------------|-------------|-------------|-------------|-------------|-------------|-------------|-------------|-------------|-------------|---------------|-----------|--|--|--|--|--|---------------|
| | Age 00-21 % | Age 22-39 % | Age 40-54 % | Age 55-99 % | Men Total % | Age 00-21 % | Age 22-39 % | Age 40-54 % | Age 55-99 % | Women Total % | | | | | | | |
| 0-1 | 104 3 | 311 1 | 109 1 | 5 0 | 529 1 | 2 1 | 33 2 | 9 1 | 2 3 | 46 2 | 575 1 | | | | | | |
| 1.1-2 | 261 7 | 910 3 | 316 3 | 32 2 | 1519 4 | 15 9 | 104 6 | 40 5 | 1 2 | 160 6 | 1679 4 | | | | | | |
| 2.1-3 | 237 6 | 1001 4 | 409 4 | 45 3 | 1692 4 | 20 13 | 153 9 | 43 6 | 2 3 | 218 8 | 1910 4 | | | | | | |
| 3.1-4 | 245 7 | 824 3 | 320 3 | 31 2 | 1420 3 | 9 6 | 106 6 | 35 5 | 1 2 | 151 6 | 1571 3 | | | | | | |
| 4.1-5 | 228 6 | 988 4 | 329 3 | 33 2 | 1578 4 | 9 6 | 114 6 | 36 5 | 1 2 | 160 6 | 1738 4 | | | | | | |
| 5.1-6 | 623 17 | 2958 11 | 1134 10 | 125 8 | 4840 11 | 36 23 | 313 18 | 120 16 | 10 15 | 479 18 | 5319 12 | | | | | | |
| 6.1-7 | 192 5 | 937 4 | 324 3 | 39 2 | 1492 3 | 10 6 | 86 5 | 45 6 | 1 2 | 142 5 | 1634 4 | | | | | | |
| 7.1-8 | 135 4 | 1073 4 | 342 3 | 48 3 | 1598 4 | 5 3 | 78 4 | 32 4 | 2 3 | 117 4 | 1715 4 | | | | | | |
| 8.1-9 | 127 3 | 1067 4 | 328 3 | 39 2 | 1561 4 | 9 6 | 70 4 | 22 3 | 1 2 | 102 4 | 1663 4 | | | | | | |
| 9.1-10 | 29 1 | 329 1 | 107 1 | 10 1 | 475 1 | 0 0 | 31 2 | 11 2 | 1 2 | 43 2 | 518 1 | | | | | | |
| 10.1-12 | 799 21 | 4514 17 | 1361 12 | 203 12 | 6877 16 | 19 12 | 265 15 | 98 13 | 3 5 | 385 14 | 7262 16 | | | | | | |
| 12.1-15 | 181 5 | 1759 7 | 591 5 | 72 4 | 2603 6 | 4 3 | 87 5 | 38 5 | 3 5 | 132 5 | 2735 6 | | | | | | |
| 15.1-20 | 211 6 | 2778 11 | 1164 10 | 174 11 | 4327 10 | 5 3 | 100 6 | 56 8 | 7 11 | 168 6 | 4495 10 | | | | | | |
| 20.1-OVER | 169 5 | 3572 14 | 2002 18 | 311 19 | 6054 14 | 7 4 | 110 6 | 57 8 | 6 9 | 180 7 | 6234 14 | | | | | | |
| LIFE | 180 5 | 3012 11 | 2130 19 | 440 27 | 5762 13 | 9 6 | 123 7 | 88 12 | 25 38 | 245 9 | 6007 13 | | | | | | |
| DEATH | 1 0 | 58 0 | 58 1 | 10 1 | 127 0 | 0 0 | 1 0 | 0 0 | 0 0 | 1 0 | 128 0 | | | | | | |
| LIFE W/O PAROLE | 3 0 | 139 1 | 84 1 | 15 1 | 241 1 | 0 0 | 2 0 | 0 0 | 0 0 | 2 0 | 243 1 | | | | | | |
| YOUTHFUL OFFENDERS | 0 0 | 2 0 | 0 0 | 0 0 | 2 0 | 0 0 | 0 0 | 0 0 | 0 0 | 0 0 | 2 0 | | | | | | |
| Total reported | 3725 100 | 26232 100 | 11108 100 | 1632 100 | 42697 100 | 159 100 | 1776 100 | 730 100 | 66 100 | 2731 100 | 45428 100 | | | | | | |
| Percent reported | 99.7 | 99.9 | 99.9 | 99.6 | 99.8 | 99.4 | 99.7 | 99.7 | 100.0 | 99.7 | 99.8 | | | | | | |
| NOT REPORTED | 12 | 37 | 16 | 6 | 71 | 1 | 6 | 2 | 0 | 9 | 80 | | | | | | |
| Total | 3737 | 26269 | 11124 | 1638 | 42768 | 160 | 1782 | 732 | 66 | 2740 | 45508 | | | | | | |
| AVG EXCLUDING LIFE, DEATH, YO | 7.69 | 11.23 | 12.78 | 14.39 | 11.36 | 6.49 | 7.86 | 8.77 | 9.91 | 8.05 | 11.15 | | | | | | |
| AVG INCLUDING LIFE=21, YO=3 YRS | 8.33 | 12.31 | 14.29 | 16.08 | 12.62 | 7.31 | 8.76 | 10.25 | 14.11 | 9.20 | 12.41 | | | | | | |

Inmate statistical profile

Sample: ACTIVE PRISONERS EXCLUDING JAIL
Active inmates 06/18/2001

Requestor: Statistics

Probation To Follow Prison by current age & sex

| Prob After Prison | M E N | | | | | | | | W O M E N | | | | | | | | Grand Total % | | | | | |
|---------------------|-------------|-----|-------------|-----|-------------|-----|-------------|-----|-------------|-----|-------------|-----|-------------|-----|-------------|-----|---------------|-------------|-------|---------------|-------|-----|
| | Age 00-21 % | | Age 22-39 % | | Age 40-54 % | | Age 55-99 % | | Men Total % | | Age 00-21 % | | Age 22-39 % | | Age 40-54 % | | | Age 55-99 % | | Women Total % | | |
| PROBATION TO FOLLOW | 1652 | 44 | 8023 | 31 | 2994 | 27 | 474 | 29 | 13143 | 31 | 74 | 46 | 615 | 35 | 238 | 33 | 20 | 30 | 947 | 35 | 14090 | 31 |
| NO PROBATION | 2085 | 56 | 18246 | 69 | 8130 | 73 | 1164 | 71 | 29625 | 69 | 86 | 54 | 1167 | 65 | 494 | 67 | 46 | 70 | 1793 | 65 | 31418 | 69 |
| Total reported | 3737 | 100 | 26269 | 100 | 11124 | 100 | 1638 | 100 | 42768 | 100 | 160 | 100 | 1782 | 100 | 732 | 100 | 66 | 100 | 2740 | 100 | 45508 | 100 |
| Percent reported | 100.0 | | 100.0 | | 100.0 | | 100.0 | | 100.0 | | 100.0 | | 100.0 | | 100.0 | | 100.0 | | 100.0 | | 100.0 | |
| NOT REPORTED | 0 | | 0 | | 0 | | 0 | | 0 | | 0 | | 0 | | 0 | | 0 | | 0 | | 0 | |
| Total | 3737 | | 26269 | | 11124 | | 1638 | | 42768 | | 160 | | 1782 | | 732 | | 66 | | 2740 | | 45508 | |

Inmate statistical profile

Sample: ACTIVE PRISONERS EXCLUDING JAIL
Active inmates 06/18/2001

Requestor: Statistics

Admission Type by current age & sex

| Admission Type | M E N | | | | | | | | W O M E N | | | | | | | | Grand Total | % | | | | |
|----------------------|-----------|------|-----------|------|-----------|------|-----------|------|-----------|------|-----------|------|-----------|------|-----------|------|-------------|-------|-----------|------|-------------|------|
| | Age 00-21 | % | Age 22-39 | % | Age 40-54 | % | Age 55-99 | % | Men Total | % | Age 00-21 | % | Age 22-39 | % | Age 40-54 | % | | | Age 55-99 | % | Women Total | % |
| COMMITTED FROM COURT | 3053 | 82 | 16878 | 64 | 7219 | 65 | 1227 | 75 | 28377 | 66 | 128 | 81 | 1105 | 62 | 463 | 63 | 60 | 91 | 1756 | 64 | 30133 | 66 |
| RETURN APPEAL/BOND | 0 | 0 | 6 | 0 | 4 | 0 | 0 | 0 | 10 | 0 | 0 | 0 | 0 | 0 | 1 | 0 | 0 | 0 | 1 | 0 | 11 | 0 |
| PAROLE REV/NEW SENT | 130 | 3 | 4318 | 16 | 1890 | 17 | 192 | 12 | 6530 | 15 | 5 | 3 | 215 | 12 | 101 | 14 | 4 | 6 | 325 | 12 | 6855 | 15 |
| PAR REV/NO NEW SENT | 27 | 1 | 845 | 3 | 409 | 4 | 39 | 2 | 1320 | 3 | 3 | 2 | 95 | 5 | 26 | 4 | 0 | 0 | 124 | 5 | 1444 | 3 |
| PROB VIOL/TOTAL REV | 0 | 0 | 0 | 0 | 1 | 0 | 0 | 0 | 1 | 0 | 0 | 0 | 0 | 0 | 0 | 0 | 0 | 0 | 0 | 0 | 1 | 0 |
| PROB VIOL/PARTIAL | 236 | 6 | 1211 | 5 | 439 | 4 | 38 | 2 | 1924 | 5 | 9 | 6 | 140 | 8 | 48 | 7 | 1 | 2 | 198 | 7 | 2122 | 5 |
| ADMIT FM OTHER CUST | 1 | 0 | 16 | 0 | 6 | 0 | 5 | 0 | 28 | 0 | 0 | 0 | 0 | 0 | 0 | 0 | 0 | 0 | 0 | 0 | 28 | 0 |
| SHOCK INCARCERATION | 0 | 0 | 0 | 0 | 0 | 0 | 0 | 0 | 0 | 0 | 0 | 0 | 0 | 0 | 0 | 0 | 0 | 0 | 0 | 0 | 0 | 0 |
| PROB REV/REMAINDER | 257 | 7 | 2509 | 10 | 867 | 8 | 91 | 6 | 3724 | 9 | 12 | 8 | 217 | 12 | 84 | 12 | 1 | 2 | 314 | 11 | 4038 | 9 |
| NEW SENT/PAR REV PND | 0 | 0 | 34 | 0 | 25 | 0 | 3 | 0 | 62 | 0 | 0 | 0 | 1 | 0 | 1 | 0 | 0 | 0 | 2 | 0 | 64 | 0 |
| LIFE W/O PAROLE | 2 | 0 | 84 | 0 | 40 | 0 | 11 | 1 | 137 | 0 | 0 | 0 | 0 | 0 | 0 | 0 | 0 | 0 | 0 | 0 | 137 | 0 |
| PAROLE REV BOOT CAMP | 0 | 0 | 7 | 0 | 2 | 0 | 0 | 0 | 9 | 0 | 0 | 0 | 0 | 0 | 0 | 0 | 0 | 0 | 0 | 0 | 9 | 0 |
| PAR REV/RSN UNKNOWN | 0 | 0 | 21 | 0 | 57 | 1 | 21 | 1 | 99 | 0 | 0 | 0 | 0 | 0 | 0 | 0 | 0 | 0 | 0 | 0 | 99 | 0 |
| PROBATION/PAROLE REV | 1 | 0 | 0 | 0 | 0 | 0 | 0 | 0 | 1 | 0 | 0 | 0 | 0 | 0 | 0 | 0 | 0 | 0 | 0 | 0 | 1 | 0 |
| PB PAROLE RESCINDED | 0 | 0 | 8 | 0 | 1 | 0 | 0 | 0 | 9 | 0 | 0 | 0 | 0 | 0 | 0 | 0 | 0 | 0 | 0 | 0 | 9 | 0 |
| PROB REVOC/SPEC COND | 5 | 0 | 39 | 0 | 19 | 0 | 1 | 0 | 64 | 0 | 2 | 1 | 3 | 0 | 6 | 1 | 0 | 0 | 11 | 0 | 75 | 0 |
| PAR REV/REVOC CENTER | 6 | 0 | 222 | 1 | 119 | 1 | 4 | 0 | 351 | 1 | 0 | 0 | 0 | 0 | 0 | 0 | 0 | 0 | 0 | 0 | 351 | 1 |
| INFORMATION ONLY | 0 | 0 | 0 | 0 | 0 | 0 | 0 | 0 | 0 | 0 | 0 | 0 | 0 | 0 | 0 | 0 | 0 | 0 | 0 | 0 | 0 | 0 |
| INCOMPLETE SENT PKG | 0 | 0 | 0 | 0 | 0 | 0 | 0 | 0 | 0 | 0 | 0 | 0 | 0 | 0 | 0 | 0 | 0 | 0 | 0 | 0 | 0 | 0 |
| HANCOCK REVOC CENTER | 0 | 0 | 3 | 0 | 0 | 0 | 0 | 0 | 3 | 0 | 0 | 0 | 0 | 0 | 0 | 0 | 0 | 0 | 0 | 0 | 3 | 0 |
| WHITWORTH DETENTION | 2 | 0 | 28 | 0 | 11 | 0 | 1 | 0 | 42 | 0 | 0 | 0 | 0 | 0 | 0 | 0 | 0 | 0 | 0 | 0 | 42 | 0 |
| DCYS AT RISK | 7 | 0 | 3 | 0 | 0 | 0 | 0 | 0 | 10 | 0 | 0 | 0 | 0 | 0 | 0 | 0 | 0 | 0 | 0 | 0 | 10 | 0 |
| OTHER | 0 | 0 | 0 | 0 | 0 | 0 | 0 | 0 | 0 | 0 | 0 | 0 | 0 | 0 | 0 | 0 | 0 | 0 | 0 | 0 | 0 | 0 |
| Total reported | 3727 | 100 | 26232 | 100 | 11109 | 100 | 1633 | 100 | 42701 | 100 | 159 | 100 | 1776 | 100 | 730 | 100 | 66 | 100 | 2731 | 100 | 45432 | 100 |
| Percent reported | | 99.7 | | 99.9 | | 99.9 | | 99.7 | | 99.8 | | 99.4 | | 99.7 | | 99.7 | | 100.0 | | 99.7 | | 99.8 |
| UNKNOWN | 10 | | 37 | | 15 | | 5 | | 67 | | 1 | | 6 | | 2 | | 0 | | 9 | | 76 | |
| Total | 3737 | | 26269 | | 11124 | | 1638 | | 42768 | | 160 | | 1782 | | 732 | | 66 | | 2740 | | 45508 | |

Inmate statistical profile

Sample: ACTIVE PRISONERS EXCLUDING JAIL
Active inmates 06/18/2001

Requestor: Statistics

Release Type by current age & sex

| Release Type | M E N | | | | | | | | W O M E N | | | | | | | | Grand Total % | | | | | |
|------------------|-------------|-------------|-------------|-------------|-------------|-------------|-------------|-------------|-------------|---------------|-----|-----|------|-----|-----|-----|---------------|-----|------|-----|-------|-----|
| | Age 00-21 % | Age 22-39 % | Age 40-54 % | Age 55-99 % | Men Total % | Age 00-21 % | Age 22-39 % | Age 40-54 % | Age 55-99 % | Women Total % | | | | | | | | | | | | |
| PAROLE | 10 | 0 | 37 | 0 | 15 | 0 | 5 | 0 | 67 | 0 | 1 | 1 | 6 | 0 | 2 | 0 | 0 | 0 | 9 | 0 | 76 | 0 |
| SENTENCE EXPIRED | 0 | 0 | 0 | 0 | 1 | 0 | 0 | 0 | 1 | 0 | 0 | 0 | 0 | 0 | 0 | 0 | 0 | 0 | 0 | 0 | 1 | 0 |
| Active | 3737 | 100 | 26269 | 100 | 11123 | 100 | 1638 | 100 | 42767 | 100 | 160 | 100 | 1782 | 100 | 732 | 100 | 66 | 100 | 2740 | 100 | 45507 | 100 |
| Total | 3737 | | 26269 | | 11124 | | 1638 | | 42768 | | 160 | | 1782 | | 732 | | 66 | | 2740 | | 45508 | |

Inmate statistical profile

Sample: ACTIVE PRISONERS EXCLUDING JAIL
Active inmates 06/18/2001

Requestor: Statistics

Inst By Group by current age & sex

| Inst By Group | M E N | | | | | | | | W O M E N | | | | | | | | Grand Total % | | | | | |
|-----------------------|-------------|------------|--------------|------------|--------------|------------|-------------|------------|--------------|------------|------------|------------|-------------|------------|------------|------------|---------------|------------|-------------|-------------|--------------|------------|
| | Age 00-21 | | Age 22-39 | | Age 40-54 | | Age 55-99 | | Men Total | | Age 00-21 | | Age 22-39 | | Age 40-54 | | | Age 55-99 | | Women Total | | |
| County jails | 0 | 0 | 0 | 0 | 0 | 0 | 0 | 0 | 0 | 0 | 0 | 0 | 0 | 0 | 0 | 0 | 0 | 0 | 0 | 0 | 0 | |
| Transitional centers | 16 | 0 | 477 | 2 | 209 | 2 | 15 | 1 | 717 | 2 | 8 | 5 | 134 | 8 | 55 | 8 | 1 | 2 | 198 | 7 | 915 | 2 |
| County camps | 332 | 9 | 2868 | 11 | 697 | 6 | 23 | 1 | 3920 | 9 | 0 | 0 | 0 | 0 | 0 | 0 | 0 | 0 | 0 | 0 | 3920 | 9 |
| Inmate boot camps | 270 | 7 | 511 | 2 | 0 | 0 | 0 | 0 | 781 | 2 | 0 | 0 | 0 | 0 | 0 | 0 | 0 | 0 | 0 | 0 | 781 | 2 |
| State prisons | 2737 | 73 | 19533 | 74 | 8998 | 81 | 1471 | 90 | 32739 | 77 | 152 | 95 | 1648 | 92 | 677 | 92 | 65 | 98 | 2542 | 93 | 35281 | 78 |
| Private prisons | 378 | 10 | 2858 | 11 | 1213 | 11 | 129 | 8 | 4578 | 11 | 0 | 0 | 0 | 0 | 0 | 0 | 0 | 0 | 0 | 0 | 4578 | 10 |
| Other | 1 | 0 | 13 | 0 | 2 | 0 | 0 | 0 | 16 | 0 | 0 | 0 | 0 | 0 | 0 | 0 | 0 | 0 | 0 | 0 | 16 | 0 |
| Total reported | 3734 | 100 | 26260 | 100 | 11119 | 100 | 1638 | 100 | 42751 | 100 | 160 | 100 | 1782 | 100 | 732 | 100 | 66 | 100 | 2740 | 100 | 45491 | 100 |
| Percent reported | 99.9 | | 100.0 | | 100.0 | | 100.0 | | 100.0 | | 100.0 | | 100.0 | | 100.0 | | 100.0 | | 100.0 | | 100.0 | |
| Not reported | 3 | | 9 | | 5 | | 0 | | 17 | | 0 | | 0 | | 0 | | 0 | | 0 | | 17 | |
| Total | 3737 | | 26269 | | 11124 | | 1638 | | 42768 | | 160 | | 1782 | | 732 | | 66 | | 2740 | | 45508 | |

Inmate statistical profile

Sample: ACTIVE PRISONERS EXCLUDING JAIL
Active inmates 06/18/2001

Requestor: Statistics

Institution by current age & sex

| Institution | M E N | | | | | | | | W O M E N | | | | | | | | Grand Total | % | | | | |
|----------------------|-----------|---|-----------|---|-----------|---|-----------|---|-----------|---|-----------|---|-----------|---|-----------|---|-------------|---|-----------|------|-------------|---|
| | Age 00-21 | % | Age 22-39 | % | Age 40-54 | % | Age 55-99 | % | Men Total | % | Age 00-21 | % | Age 22-39 | % | Age 40-54 | % | | | Age 55-99 | % | Women Total | % |
| Albany Trans Ctr | 3 | 0 | 100 | 0 | 42 | 0 | 3 | 0 | 148 | 0 | 0 | 0 | 0 | 0 | 0 | 0 | 0 | 0 | 0 | 148 | 0 | |
| Atlanta Trans Ctr(M) | 4 | 0 | 160 | 1 | 75 | 1 | 8 | 0 | 247 | 1 | 0 | 0 | 0 | 0 | 0 | 0 | 0 | 0 | 0 | 247 | 1 | |
| Macon Trans Ctr | 5 | 0 | 82 | 0 | 36 | 0 | 2 | 0 | 125 | 0 | 0 | 0 | 0 | 0 | 0 | 0 | 0 | 0 | 0 | 125 | 0 | |
| Metro Trans Ctr (W) | 0 | 0 | 0 | 0 | 0 | 0 | 0 | 0 | 0 | 0 | 6 | 4 | 85 | 5 | 32 | 4 | 1 | 2 | 124 | 5 | 124 | 0 |
| New Horizons | 0 | 0 | 0 | 0 | 0 | 0 | 0 | 0 | 0 | 0 | 0 | 0 | 0 | 1 | 0 | 0 | 0 | 0 | 1 | 0 | 1 | 0 |
| Savannah Trans Ctr | 4 | 0 | 135 | 1 | 56 | 1 | 2 | 0 | 197 | 0 | 0 | 0 | 0 | 0 | 0 | 0 | 0 | 0 | 0 | 197 | 0 | |
| Savannah Womens TC | 0 | 0 | 0 | 0 | 0 | 0 | 0 | 0 | 0 | 0 | 2 | 1 | 49 | 3 | 22 | 3 | 0 | 0 | 73 | 3 | 73 | 0 |
| Central State Hosp | 1 | 0 | 13 | 0 | 2 | 0 | 0 | 0 | 16 | 0 | 0 | 0 | 0 | 0 | 0 | 0 | 0 | 0 | 0 | 16 | 0 | |
| Bulloch County | 15 | 0 | 92 | 0 | 24 | 0 | 1 | 0 | 132 | 0 | 0 | 0 | 0 | 0 | 0 | 0 | 0 | 0 | 0 | 132 | 0 | |
| Carroll County | 19 | 1 | 149 | 1 | 36 | 0 | 3 | 0 | 207 | 0 | 0 | 0 | 0 | 0 | 0 | 0 | 0 | 0 | 0 | 207 | 0 | |
| Clarke County | 2 | 0 | 75 | 0 | 18 | 0 | 0 | 0 | 95 | 0 | 0 | 0 | 0 | 0 | 0 | 0 | 0 | 0 | 0 | 95 | 0 | |
| Colquitt County | 22 | 1 | 128 | 0 | 26 | 0 | 0 | 0 | 176 | 0 | 0 | 0 | 0 | 0 | 0 | 0 | 0 | 0 | 0 | 176 | 0 | |
| Coweta County | 12 | 0 | 130 | 0 | 52 | 0 | 3 | 0 | 197 | 0 | 0 | 0 | 0 | 0 | 0 | 0 | 0 | 0 | 0 | 197 | 0 | |
| Decatur County | 5 | 0 | 64 | 0 | 27 | 0 | 0 | 0 | 96 | 0 | 0 | 0 | 0 | 0 | 0 | 0 | 0 | 0 | 0 | 96 | 0 | |
| Effingham County | 4 | 0 | 44 | 0 | 8 | 0 | 0 | 0 | 56 | 0 | 0 | 0 | 0 | 0 | 0 | 0 | 0 | 0 | 0 | 56 | 0 | |
| Floyd County | 13 | 0 | 152 | 1 | 47 | 0 | 1 | 0 | 213 | 0 | 0 | 0 | 0 | 0 | 0 | 0 | 0 | 0 | 0 | 213 | 0 | |
| Gwinnett County | 18 | 0 | 78 | 0 | 23 | 0 | 1 | 0 | 120 | 0 | 0 | 0 | 0 | 0 | 0 | 0 | 0 | 0 | 0 | 120 | 0 | |
| Hall County | 16 | 0 | 187 | 1 | 27 | 0 | 1 | 0 | 231 | 1 | 0 | 0 | 0 | 0 | 0 | 0 | 0 | 0 | 0 | 231 | 1 | |
| Harris County | 5 | 0 | 36 | 0 | 6 | 0 | 1 | 0 | 48 | 0 | 0 | 0 | 0 | 0 | 0 | 0 | 0 | 0 | 0 | 48 | 0 | |
| Jackson County | 8 | 0 | 100 | 0 | 30 | 0 | 1 | 0 | 139 | 0 | 0 | 0 | 0 | 0 | 0 | 0 | 0 | 0 | 0 | 139 | 0 | |
| Jefferson County | 20 | 1 | 140 | 1 | 23 | 0 | 1 | 0 | 184 | 0 | 0 | 0 | 0 | 0 | 0 | 0 | 0 | 0 | 0 | 184 | 0 | |
| Mitchell County | 3 | 0 | 47 | 0 | 18 | 0 | 0 | 0 | 68 | 0 | 0 | 0 | 0 | 0 | 0 | 0 | 0 | 0 | 0 | 68 | 0 | |
| Muscogee County | 48 | 1 | 359 | 1 | 85 | 1 | 2 | 0 | 494 | 1 | 0 | 0 | 0 | 0 | 0 | 0 | 0 | 0 | 0 | 494 | 1 | |
| Richmond County | 6 | 0 | 142 | 1 | 39 | 0 | 3 | 0 | 190 | 0 | 0 | 0 | 0 | 0 | 0 | 0 | 0 | 0 | 0 | 190 | 0 | |
| Screven County | 16 | 0 | 110 | 0 | 12 | 0 | 0 | 0 | 138 | 0 | 0 | 0 | 0 | 0 | 0 | 0 | 0 | 0 | 0 | 138 | 0 | |
| Spalding County | 5 | 0 | 114 | 0 | 30 | 0 | 1 | 0 | 150 | 0 | 0 | 0 | 0 | 0 | 0 | 0 | 0 | 0 | 0 | 150 | 0 | |
| Stewart County | 6 | 0 | 32 | 0 | 6 | 0 | 0 | 0 | 44 | 0 | 0 | 0 | 0 | 0 | 0 | 0 | 0 | 0 | 0 | 44 | 0 | |
| Sumter County | 42 | 1 | 246 | 1 | 40 | 0 | 1 | 0 | 329 | 1 | 0 | 0 | 0 | 0 | 0 | 0 | 0 | 0 | 0 | 329 | 1 | |
| Terrell County | 8 | 0 | 91 | 0 | 32 | 0 | 1 | 0 | 132 | 0 | 0 | 0 | 0 | 0 | 0 | 0 | 0 | 0 | 0 | 132 | 0 | |
| Thomas County | 7 | 0 | 105 | 0 | 20 | 0 | 1 | 0 | 133 | 0 | 0 | 0 | 0 | 0 | 0 | 0 | 0 | 0 | 0 | 133 | 0 | |
| Troup County | 9 | 0 | 86 | 0 | 28 | 0 | 1 | 0 | 124 | 0 | 0 | 0 | 0 | 0 | 0 | 0 | 0 | 0 | 0 | 124 | 0 | |
| Clayton County | 23 | 1 | 161 | 1 | 40 | 0 | 0 | 0 | 224 | 1 | 0 | 0 | 0 | 0 | 0 | 0 | 0 | 0 | 0 | 224 | 0 | |
| Ware Prison | 116 | 3 | 852 | 3 | 286 | 3 | 33 | 2 | 1287 | 3 | 0 | 0 | 0 | 0 | 0 | 0 | 0 | 0 | 0 | 1287 | 3 | |
| Lowndes Prison | 27 | 1 | 210 | 1 | 66 | 1 | 4 | 0 | 307 | 1 | 0 | 0 | 0 | 0 | 0 | 0 | 0 | 0 | 0 | 307 | 1 | |
| Dodge Prison | 58 | 2 | 673 | 3 | 384 | 3 | 36 | 2 | 1151 | 3 | 0 | 0 | 0 | 0 | 0 | 0 | 0 | 0 | 0 | 1151 | 3 | |
| Phillips Prison | 82 | 2 | 563 | 2 | 297 | 3 | 53 | 3 | 995 | 2 | 0 | 0 | 0 | 0 | 0 | 0 | 0 | 0 | 0 | 995 | 2 | |

(continued)

Inmate statistical profile

Sample: ACTIVE PRISONERS EXCLUDING JAIL
Active inmates 06/18/2001

Requestor: Statistics

Institution by current age & sex (CONTINUED)

| Institution | M E N | | | | | | | | W O M E N | | | | | | | | Grand Total | % | | | | |
|-----------------------|-----------|----|-----------|---|-----------|---|-----------|----|-----------|---|-----------|----|-----------|----|-----------|----|-------------|----|-----------|----|-------------|---|
| | Age 00-21 | % | Age 22-39 | % | Age 40-54 | % | Age 55-99 | % | Men Total | % | Age 00-21 | % | Age 22-39 | % | Age 40-54 | % | | | Age 55-99 | % | Women Total | % |
| Walker Prison | 75 | 2 | 361 | 1 | 161 | 1 | 25 | 2 | 622 | 1 | 0 | 0 | 0 | 0 | 0 | 0 | 0 | 0 | 0 | 0 | 622 | 1 |
| Wayne Prison | 4 | 0 | 113 | 0 | 75 | 1 | 8 | 0 | 200 | 0 | 0 | 0 | 0 | 0 | 0 | 0 | 0 | 0 | 0 | 0 | 200 | 0 |
| Arrendale Prison | 505 | 14 | 558 | 2 | 156 | 1 | 8 | 0 | 1227 | 3 | 0 | 0 | 0 | 0 | 0 | 0 | 0 | 0 | 0 | 0 | 1227 | 3 |
| Montgomery Prison | 27 | 1 | 283 | 1 | 73 | 1 | 5 | 0 | 388 | 1 | 0 | 0 | 0 | 0 | 0 | 0 | 0 | 0 | 0 | 0 | 388 | 1 |
| Lee Prison | 59 | 2 | 474 | 2 | 182 | 2 | 13 | 1 | 728 | 2 | 0 | 0 | 0 | 0 | 0 | 0 | 0 | 0 | 0 | 0 | 728 | 2 |
| Putnam Prison | 14 | 0 | 89 | 0 | 35 | 0 | 0 | 0 | 138 | 0 | 0 | 0 | 0 | 0 | 0 | 0 | 0 | 0 | 0 | 0 | 138 | 0 |
| Georgia State Prison | 34 | 1 | 806 | 3 | 328 | 3 | 32 | 2 | 1200 | 3 | 0 | 0 | 0 | 0 | 0 | 0 | 0 | 0 | 0 | 0 | 1200 | 3 |
| Mens Prison | 3 | 0 | 142 | 1 | 245 | 2 | 264 | 16 | 654 | 2 | 0 | 0 | 0 | 0 | 0 | 0 | 0 | 0 | 0 | 0 | 654 | 1 |
| Jackson Prison-Diag | 174 | 5 | 936 | 4 | 439 | 4 | 60 | 4 | 1609 | 4 | 0 | 0 | 0 | 0 | 0 | 0 | 0 | 0 | 0 | 0 | 1609 | 4 |
| Jackson Prison-Perm | 2 | 0 | 130 | 0 | 104 | 1 | 11 | 1 | 247 | 1 | 0 | 0 | 0 | 0 | 0 | 0 | 0 | 0 | 0 | 0 | 247 | 1 |
| Coastal Prison | 187 | 5 | 880 | 3 | 379 | 3 | 29 | 2 | 1475 | 3 | 0 | 0 | 1 | 0 | 0 | 0 | 0 | 0 | 1 | 0 | 1476 | 3 |
| Scott Prison | 64 | 2 | 722 | 3 | 324 | 3 | 29 | 2 | 1139 | 3 | 0 | 0 | 0 | 0 | 0 | 0 | 0 | 0 | 0 | 0 | 1139 | 3 |
| Rivers Prison | 55 | 1 | 689 | 3 | 316 | 3 | 36 | 2 | 1096 | 3 | 0 | 0 | 0 | 0 | 0 | 0 | 0 | 0 | 0 | 0 | 1096 | 2 |
| Rutledge Prison | 18 | 0 | 276 | 1 | 213 | 2 | 47 | 3 | 554 | 1 | 0 | 0 | 0 | 0 | 0 | 0 | 0 | 0 | 0 | 0 | 554 | 1 |
| Central Prison | 22 | 1 | 414 | 2 | 306 | 3 | 45 | 3 | 787 | 2 | 0 | 0 | 0 | 0 | 0 | 0 | 0 | 0 | 0 | 0 | 787 | 2 |
| Augusta Med Prison | 58 | 2 | 554 | 2 | 360 | 3 | 97 | 6 | 1069 | 3 | 0 | 0 | 0 | 0 | 1 | 0 | 0 | 0 | 1 | 0 | 1070 | 2 |
| Rogers Prison | 181 | 5 | 827 | 3 | 244 | 2 | 12 | 1 | 1264 | 3 | 0 | 0 | 0 | 0 | 0 | 0 | 0 | 0 | 0 | 0 | 1264 | 3 |
| Burruss Prison | 31 | 1 | 187 | 1 | 65 | 1 | 15 | 1 | 298 | 1 | 0 | 0 | 0 | 0 | 0 | 0 | 0 | 0 | 0 | 0 | 298 | 1 |
| Bostick Prison | 6 | 0 | 194 | 1 | 264 | 2 | 142 | 9 | 606 | 1 | 0 | 0 | 0 | 0 | 0 | 0 | 0 | 0 | 0 | 0 | 606 | 1 |
| Valdosta Prison | 38 | 1 | 559 | 2 | 225 | 2 | 35 | 2 | 857 | 2 | 0 | 0 | 0 | 0 | 0 | 0 | 0 | 0 | 0 | 0 | 857 | 2 |
| Hays Prison | 108 | 3 | 698 | 3 | 333 | 3 | 49 | 3 | 1188 | 3 | 0 | 0 | 0 | 0 | 0 | 0 | 0 | 0 | 0 | 0 | 1188 | 3 |
| Hancock Prison | 100 | 3 | 856 | 3 | 373 | 3 | 45 | 3 | 1374 | 3 | 0 | 0 | 0 | 0 | 0 | 0 | 0 | 0 | 0 | 0 | 1374 | 3 |
| Telfair Prison | 70 | 2 | 730 | 3 | 244 | 2 | 22 | 1 | 1066 | 2 | 0 | 0 | 0 | 0 | 0 | 0 | 0 | 0 | 0 | 0 | 1066 | 2 |
| Autry Prison | 72 | 2 | 805 | 3 | 393 | 4 | 63 | 4 | 1333 | 3 | 0 | 0 | 0 | 0 | 0 | 0 | 0 | 0 | 0 | 0 | 1333 | 3 |
| Washington Mens Pris | 39 | 1 | 82 | 0 | 26 | 0 | 1 | 0 | 148 | 0 | 0 | 0 | 0 | 0 | 0 | 0 | 0 | 0 | 0 | 0 | 148 | 0 |
| Wilcox Prison | 70 | 2 | 777 | 3 | 416 | 4 | 55 | 3 | 1318 | 3 | 0 | 0 | 0 | 0 | 0 | 0 | 0 | 0 | 0 | 0 | 1318 | 3 |
| Calhoun Prison | 73 | 2 | 772 | 3 | 344 | 3 | 48 | 3 | 1237 | 3 | 0 | 0 | 0 | 0 | 0 | 0 | 0 | 0 | 0 | 0 | 1237 | 3 |
| Dooly Prison | 64 | 2 | 664 | 3 | 354 | 3 | 32 | 2 | 1114 | 3 | 0 | 0 | 0 | 0 | 0 | 0 | 0 | 0 | 0 | 0 | 1114 | 2 |
| Macon Prison | 68 | 2 | 897 | 3 | 334 | 3 | 59 | 4 | 1358 | 3 | 0 | 0 | 0 | 0 | 0 | 0 | 0 | 0 | 0 | 0 | 1358 | 3 |
| Smith Prison | 70 | 2 | 777 | 3 | 247 | 2 | 25 | 2 | 1119 | 3 | 0 | 0 | 0 | 0 | 0 | 0 | 0 | 0 | 0 | 0 | 1119 | 2 |
| Homerville Prison | 6 | 0 | 127 | 0 | 65 | 1 | 2 | 0 | 200 | 0 | 0 | 0 | 0 | 0 | 0 | 0 | 0 | 0 | 0 | 0 | 200 | 0 |
| Washington Women Pris | 0 | 0 | 0 | 0 | 0 | 0 | 0 | 0 | 0 | 0 | 49 | 31 | 529 | 30 | 235 | 32 | 25 | 38 | 838 | 31 | 838 | 2 |
| Baldwin Prison | 78 | 2 | 446 | 2 | 205 | 2 | 22 | 1 | 751 | 2 | 0 | 0 | 0 | 0 | 0 | 0 | 0 | 0 | 0 | 0 | 751 | 2 |
| Metro Womens Prison | 0 | 0 | 1 | 0 | 0 | 0 | 0 | 0 | 1 | 0 | 35 | 22 | 421 | 24 | 187 | 26 | 21 | 32 | 664 | 24 | 665 | 1 |
| Pulaski Womens Pris | 0 | 0 | 1 | 0 | 0 | 0 | 0 | 0 | 1 | 0 | 68 | 43 | 697 | 39 | 254 | 35 | 19 | 29 | 1038 | 38 | 1039 | 2 |

(continued)

Inmate statistical profile

Sample: ACTIVE PRISONERS EXCLUDING JAIL
Active inmates 06/18/2001

Requestor: Statistics

Institution by current age & sex (CONTINUED)

| Institution | M E N | | | | | | | | W O M E N | | | | | | | | Grand Total % | | | | | |
|-----------------------|--------------|------|--------------|-------|--------------|-------|--------------|-------|--------------|-------|--------------|-------|--------------|-------|--------------|-------|------------------|--------------|------|----------------|-------|-------|
| | Age 00-21 | % | Age 22-39 | % | Age 40-54 | % | Age 55-99 | % | Men Total | % | Age 00-21 | % | Age 22-39 | % | Age 40-54 | % | | Age 55-99 | % | Women Total | % | |
| Pelham PreTrans Unit | 2 | 0 | 123 | 0 | 63 | 1 | 4 | 0 | 192 | 0 | 0 | 0 | 0 | 0 | 0 | 0 | 0 | 0 | 0 | 0 | 192 | 0 |
| Milan Prison | 58 | 2 | 154 | 1 | 47 | 0 | 0 | 0 | 259 | 1 | 0 | 0 | 0 | 0 | 0 | 0 | 0 | 0 | 0 | 0 | 259 | 1 |
| West Central Prison | 19 | 1 | 131 | 0 | 27 | 0 | 5 | 0 | 182 | 0 | 0 | 0 | 0 | 0 | 0 | 0 | 0 | 0 | 0 | 0 | 182 | 0 |
| D Ray James Prison | 126 | 3 | 1007 | 4 | 394 | 4 | 33 | 2 | 1560 | 4 | 0 | 0 | 0 | 0 | 0 | 0 | 0 | 0 | 0 | 0 | 1560 | 3 |
| Coffee Corr Facility | 141 | 4 | 923 | 4 | 400 | 4 | 45 | 3 | 1509 | 4 | 0 | 0 | 0 | 0 | 0 | 0 | 0 | 0 | 0 | 0 | 1509 | 3 |
| Wheeler Corr Facility | 111 | 3 | 928 | 4 | 419 | 4 | 51 | 3 | 1509 | 4 | 0 | 0 | 0 | 0 | 0 | 0 | 0 | 0 | 0 | 0 | 1509 | 3 |
| Transfer Inst Unkn | 0 | 0 | 0 | 0 | 1 | 0 | 0 | 0 | 1 | 0 | 0 | 0 | 0 | 0 | 0 | 0 | 0 | 0 | 0 | 0 | 1 | 0 |
| Montgomery BC | 33 | 1 | 54 | 0 | 0 | 0 | 0 | 0 | 87 | 0 | 0 | 0 | 0 | 0 | 0 | 0 | 0 | 0 | 0 | 0 | 87 | 0 |
| Scott BC | 23 | 1 | 54 | 0 | 0 | 0 | 0 | 0 | 77 | 0 | 0 | 0 | 0 | 0 | 0 | 0 | 0 | 0 | 0 | 0 | 77 | 0 |
| Burruss BC | 58 | 2 | 92 | 0 | 0 | 0 | 0 | 0 | 150 | 0 | 0 | 0 | 0 | 0 | 0 | 0 | 0 | 0 | 0 | 0 | 150 | 0 |
| Hays BC | 71 | 2 | 128 | 0 | 0 | 0 | 0 | 0 | 199 | 0 | 0 | 0 | 0 | 0 | 0 | 0 | 0 | 0 | 0 | 0 | 199 | 0 |
| Baldwin BC | 85 | 2 | 183 | 1 | 0 | 0 | 0 | 0 | 268 | 1 | 0 | 0 | 0 | 0 | 0 | 0 | 0 | 0 | 0 | 0 | 268 | 1 |
| Total reported | 3734 | 100 | 26260 | 100 | 11120 | 100 | 1638 | 100 | 42752 | 100 | 160 | 100 | 1782 | 100 | 732 | 100 | 66 | 100 | 2740 | 100 | 45492 | 100 |
| Percent reported | | 99.9 | | 100.0 | | 100.0 | | 100.0 | | 100.0 | | 100.0 | | 100.0 | | 100.0 | | 100.0 | | 100.0 | | 100.0 |
| Not Reported | 3 | | 9 | | 4 | | 0 | | 16 | | 0 | | 0 | | 0 | | 0 | | 0 | | 16 | |
| Total | 3737 | | 26269 | | 11124 | | 1638 | | 42768 | | 160 | | 1782 | | 732 | | 66 | | 2740 | | 45508 | |

Inmate statistical profile

Sample: ACTIVE PRISONERS EXCLUDING JAIL
Active inmates 06/18/2001

Requestor: Statistics

Misdemeanors And Felonies by current age & sex

| Crime Type | M E N | | | | | | | | W O M E N | | | | | | | | Grand Total % |
|------------------|-------------|-------------|-------------|-------------|-------------|-------------|-------------|-------------|-------------|---------------|-----------|--|--|--|--|--|---------------|
| | Age 00-21 % | Age 22-39 % | Age 40-54 % | Age 55-99 % | Men Total % | Age 00-21 % | Age 22-39 % | Age 40-54 % | Age 55-99 % | Women Total % | | | | | | | |
| MISDEMEANOR | 7 0 | 39 0 | 24 0 | 2 0 | 72 0 | 0 0 | 3 0 | 2 0 | 0 0 | 5 0 | 77 0 | | | | | | |
| FELONY | 3718 100 | 26193 100 | 11083 100 | 1630 100 | 42624 100 | 159 100 | 1773 100 | 728 100 | 66 100 | 2726 100 | 45350 100 | | | | | | |
| Total reported | 3725 100 | 26232 100 | 11107 100 | 1632 100 | 42696 100 | 159 100 | 1776 100 | 730 100 | 66 100 | 2731 100 | 45427 100 | | | | | | |
| Percent reported | 99.7 | 99.9 | 99.8 | 99.6 | 99.8 | 99.4 | 99.7 | 99.7 | 100.0 | 99.7 | 99.8 | | | | | | |
| NOT REPORTED | 12 | 37 | 17 | 6 | 72 | 1 | 6 | 2 | 0 | 9 | 81 | | | | | | |
| Total | 3737 | 26269 | 11124 | 1638 | 42768 | 160 | 1782 | 732 | 66 | 2740 | 45508 | | | | | | |

Inmate statistical profile

Sample: ACTIVE PRISONERS EXCLUDING JAIL
Active inmates 06/18/2001

Requestor: Statistics

Crimes By Group by current age & sex

| Crimes By Group | M E N | | | | | | | | W O M E N | | | | | | | | Grand Total | % | | | | |
|----------------------|-----------|-----|-----------|-----|-----------|-----|-----------|-----|-----------|-----|-----------|-----|-----------|-----|-----------|-----|-------------|-----|-----------|-----|-------------|-----|
| | Age 00-21 | % | Age 22-39 | % | Age 40-54 | % | Age 55-99 | % | Men Total | % | Age 00-21 | % | Age 22-39 | % | Age 40-54 | % | | | Age 55-99 | % | Women Total | % |
| HOMICIDE | 229 | 6 | 3022 | 12 | 1719 | 15 | 459 | 28 | 5429 | 13 | 20 | 13 | 223 | 13 | 134 | 18 | 35 | 53 | 412 | 15 | 5841 | 13 |
| ABORTION | 0 | 0 | 0 | 0 | 0 | 0 | 0 | 0 | 0 | 0 | 0 | 0 | 0 | 0 | 0 | 0 | 0 | 0 | 0 | 0 | 0 | 0 |
| BODILY INJRY&REL OFF | 504 | 14 | 3902 | 15 | 1504 | 14 | 199 | 12 | 6109 | 14 | 20 | 13 | 173 | 10 | 83 | 11 | 5 | 8 | 281 | 10 | 6390 | 14 |
| ARSON & REL OFF | 20 | 1 | 188 | 1 | 58 | 1 | 9 | 1 | 275 | 1 | 2 | 1 | 8 | 0 | 11 | 2 | 2 | 3 | 23 | 1 | 298 | 1 |
| DAMAGE OF PROPERTY | 18 | 0 | 61 | 0 | 27 | 0 | 3 | 0 | 109 | 0 | 0 | 0 | 4 | 0 | 0 | 0 | 0 | 0 | 4 | 0 | 113 | 0 |
| BURGLARY & REL OFF | 552 | 15 | 3087 | 12 | 1150 | 10 | 46 | 3 | 4835 | 11 | 14 | 9 | 135 | 8 | 35 | 5 | 0 | 0 | 184 | 7 | 5019 | 11 |
| FORGERY & REL OFF | 54 | 1 | 730 | 3 | 335 | 3 | 17 | 1 | 1136 | 3 | 20 | 13 | 294 | 17 | 91 | 12 | 6 | 9 | 411 | 15 | 1547 | 3 |
| THEFT | 290 | 8 | 1658 | 6 | 700 | 6 | 55 | 3 | 2703 | 6 | 13 | 8 | 201 | 11 | 104 | 14 | 2 | 3 | 320 | 12 | 3023 | 7 |
| ROBBERY | 1128 | 30 | 4580 | 17 | 1175 | 11 | 78 | 5 | 6961 | 16 | 48 | 30 | 166 | 9 | 39 | 5 | 0 | 0 | 253 | 9 | 7214 | 16 |
| SEXUAL OFFENSES | 265 | 7 | 2823 | 11 | 2025 | 18 | 529 | 32 | 5642 | 13 | 3 | 2 | 44 | 2 | 27 | 4 | 0 | 0 | 74 | 3 | 5716 | 13 |
| OBSCENITY CRIMES | 0 | 0 | 0 | 0 | 2 | 0 | 1 | 0 | 3 | 0 | 0 | 0 | 0 | 0 | 0 | 0 | 0 | 0 | 0 | 0 | 3 | 0 |
| TREASON & REL OFF | 0 | 0 | 1 | 0 | 1 | 0 | 0 | 0 | 2 | 0 | 0 | 0 | 1 | 0 | 0 | 0 | 0 | 0 | 1 | 0 | 3 | 0 |
| CRIMES INVOLVNG GOVT | 75 | 2 | 617 | 2 | 186 | 2 | 7 | 0 | 885 | 2 | 1 | 1 | 36 | 2 | 19 | 3 | 0 | 0 | 56 | 2 | 941 | 2 |
| FALSIFICATIONS | 0 | 0 | 20 | 0 | 7 | 0 | 2 | 0 | 29 | 0 | 1 | 1 | 2 | 0 | 1 | 0 | 0 | 0 | 4 | 0 | 33 | 0 |
| OBSTRUCT LAW ENFORCE | 12 | 0 | 86 | 0 | 28 | 0 | 2 | 0 | 128 | 0 | 0 | 0 | 6 | 0 | 2 | 0 | 1 | 2 | 9 | 0 | 137 | 0 |
| DISORDERLY CONDUCT | 9 | 0 | 32 | 0 | 9 | 0 | 0 | 0 | 50 | 0 | 0 | 0 | 0 | 0 | 0 | 0 | 0 | 0 | 0 | 0 | 50 | 0 |
| GAMBLING & REL OFF | 1 | 0 | 3 | 0 | 1 | 0 | 1 | 0 | 6 | 0 | 0 | 0 | 1 | 0 | 0 | 0 | 0 | 0 | 1 | 0 | 7 | 0 |
| CRUELTY TO CHILDREN | 10 | 0 | 188 | 1 | 52 | 0 | 10 | 1 | 260 | 1 | 5 | 3 | 67 | 4 | 11 | 2 | 0 | 0 | 83 | 3 | 343 | 1 |
| CRIMES WITH GUNS | 8 | 0 | 109 | 0 | 56 | 1 | 6 | 0 | 179 | 0 | 0 | 0 | 2 | 0 | 0 | 0 | 0 | 0 | 2 | 0 | 181 | 0 |
| INVASION PRIVACY | 3 | 0 | 7 | 0 | 9 | 0 | 1 | 0 | 20 | 0 | 0 | 0 | 0 | 0 | 0 | 0 | 0 | 0 | 0 | 0 | 20 | 0 |
| RACKETEERING | 0 | 0 | 10 | 0 | 17 | 0 | 0 | 0 | 27 | 0 | 0 | 0 | 3 | 0 | 2 | 0 | 0 | 0 | 5 | 0 | 32 | 0 |
| DRUG ABUSE OFFENSES | 474 | 13 | 3943 | 15 | 1523 | 14 | 131 | 8 | 6071 | 14 | 9 | 6 | 317 | 18 | 135 | 18 | 12 | 18 | 473 | 17 | 6544 | 14 |
| DRUG TRAFFICKING | 33 | 1 | 749 | 3 | 224 | 2 | 29 | 2 | 1035 | 2 | 1 | 1 | 50 | 3 | 19 | 3 | 3 | 5 | 73 | 3 | 1108 | 2 |
| AUTO CRIMES | 6 | 0 | 265 | 1 | 246 | 2 | 39 | 2 | 556 | 1 | 0 | 0 | 14 | 1 | 10 | 1 | 0 | 0 | 24 | 1 | 580 | 1 |
| REVENUE & CONTRABAND | 0 | 0 | 0 | 0 | 0 | 0 | 0 | 0 | 0 | 0 | 0 | 0 | 0 | 0 | 0 | 0 | 0 | 0 | 0 | 0 | 0 | 0 |
| CRIMES OF OTH STATES | 0 | 0 | 0 | 0 | 1 | 0 | 0 | 0 | 1 | 0 | 0 | 0 | 1 | 0 | 0 | 0 | 0 | 0 | 1 | 0 | 2 | 0 |
| MISC. FELONIES | 24 | 1 | 101 | 0 | 25 | 0 | 5 | 0 | 155 | 0 | 2 | 1 | 24 | 1 | 5 | 1 | 0 | 0 | 31 | 1 | 186 | 0 |
| MISDEMEANORS | 7 | 0 | 39 | 0 | 24 | 0 | 2 | 0 | 72 | 0 | 0 | 0 | 3 | 0 | 2 | 0 | 0 | 0 | 5 | 0 | 77 | 0 |
| Total reported | 3722 | 100 | 26221 | 100 | 11104 | 100 | 1631 | 100 | 42678 | 100 | 159 | 100 | 1775 | 100 | 730 | 100 | 66 | 100 | 2730 | 100 | 45408 | 100 |
| Percent reported | 99.6 | | 99.8 | | 99.8 | | 99.6 | | 99.8 | | 99.4 | | 99.6 | | 99.7 | | 100.0 | | 99.6 | | 99.8 | |
| NOT REPORTED | 15 | | 48 | | 20 | | 7 | | 90 | | 1 | | 7 | | 2 | | 0 | | 10 | | 100 | |
| Total | 3737 | | 26269 | | 11124 | | 1638 | | 42768 | | 160 | | 1782 | | 732 | | 66 | | 2740 | | 45508 | |

Inmate statistical profile

Sample: ACTIVE PRISONERS EXCLUDING JAIL
Active inmates 06/18/2001

Requestor: Statistics

Most Serious Offense by current age & sex

| Most Serious Offense | M E N | | | | | | | W O M E N | | | | | | | Grand Total % | |
|----------------------|-------------|-------------|-------------|-------------|-------------|-------------|-------------|-------------|-------------|---------------|---|---|---|---|---------------|---|
| | Age 00-21 % | Age 22-39 % | Age 40-54 % | Age 55-99 % | Men Total % | Age 00-21 % | Age 22-39 % | Age 40-54 % | Age 55-99 % | Women Total % | | | | | | |
| Misdemeanors | ----- | | | | | | | | | | | | | | | |
| abandonment | 0 | 0 | 1 | 0 | 0 | 0 | 1 | 0 | 0 | 0 | 0 | 0 | 0 | 0 | 1 | 0 |
| stalking | 0 | 0 | 2 | 0 | 0 | 0 | 2 | 0 | 0 | 0 | 0 | 0 | 0 | 0 | 2 | 0 |
| aggravated assault | 0 | 0 | 1 | 0 | 0 | 0 | 1 | 0 | 0 | 0 | 0 | 0 | 0 | 0 | 1 | 0 |
| simple assault | 0 | 0 | 1 | 0 | 0 | 0 | 1 | 0 | 0 | 0 | 0 | 0 | 0 | 0 | 1 | 0 |
| simple battery | 0 | 0 | 1 | 0 | 5 | 1 | 7 | 0 | 0 | 1 | 0 | 0 | 0 | 1 | 8 | 0 |
| reckless conduct | 0 | 0 | 1 | 0 | 0 | 0 | 1 | 0 | 0 | 0 | 0 | 0 | 0 | 0 | 1 | 0 |
| disorderly conduct | 0 | 0 | 1 | 0 | 0 | 0 | 1 | 0 | 0 | 0 | 0 | 0 | 0 | 0 | 1 | 0 |
| theft by taking | 0 | 0 | 2 | 0 | 2 | 0 | 4 | 0 | 0 | 0 | 0 | 0 | 0 | 0 | 4 | 0 |
| robbery | 0 | 0 | 1 | 0 | 0 | 0 | 1 | 0 | 0 | 0 | 0 | 0 | 0 | 0 | 1 | 0 |
| bad checks | 0 | 0 | 1 | 0 | 1 | 0 | 2 | 0 | 0 | 2 | 0 | 0 | 0 | 2 | 4 | 0 |
| poss of narcotics | 0 | 0 | 1 | 0 | 0 | 0 | 1 | 0 | 0 | 0 | 0 | 0 | 0 | 0 | 1 | 0 |
| poss of marijuana | 1 | 0 | 2 | 0 | 1 | 0 | 4 | 0 | 0 | 0 | 0 | 0 | 0 | 0 | 4 | 0 |
| viol motor veh law | 0 | 0 | 2 | 0 | 3 | 0 | 5 | 0 | 0 | 0 | 0 | 0 | 0 | 0 | 5 | 0 |
| d.u.i. | 0 | 0 | 6 | 0 | 5 | 1 | 12 | 0 | 0 | 0 | 0 | 0 | 0 | 0 | 12 | 0 |
| obstr of law enf off | 1 | 0 | 8 | 0 | 2 | 0 | 11 | 0 | 0 | 0 | 0 | 0 | 0 | 0 | 11 | 0 |
| impersonating anothe | 1 | 0 | 1 | 0 | 0 | 0 | 2 | 0 | 0 | 0 | 0 | 0 | 0 | 0 | 2 | 0 |
| criminal trespassing | 0 | 0 | 2 | 0 | 2 | 0 | 4 | 0 | 0 | 0 | 0 | 0 | 0 | 0 | 4 | 0 |
| sexual battery | 0 | 0 | 1 | 0 | 0 | 0 | 1 | 0 | 0 | 0 | 0 | 0 | 0 | 0 | 1 | 0 |
| escape | 1 | 0 | 0 | 0 | 0 | 0 | 1 | 0 | 0 | 0 | 0 | 0 | 0 | 0 | 1 | 0 |
| cpwl & concealed wea | 1 | 0 | 1 | 0 | 0 | 0 | 2 | 0 | 0 | 0 | 0 | 0 | 0 | 0 | 2 | 0 |
| shoplifting | 0 | 0 | 1 | 0 | 0 | 0 | 1 | 0 | 0 | 0 | 0 | 0 | 0 | 0 | 1 | 0 |
| pointing gun at anot | 0 | 0 | 1 | 0 | 0 | 0 | 1 | 0 | 0 | 0 | 0 | 0 | 0 | 0 | 1 | 0 |
| carry dly weapons pu | 0 | 0 | 0 | 0 | 1 | 0 | 1 | 0 | 0 | 0 | 0 | 0 | 0 | 0 | 1 | 0 |
| inciting to riot | 0 | 0 | 0 | 0 | 0 | 0 | 0 | 0 | 0 | 0 | 1 | 0 | 0 | 1 | 1 | 0 |
| theft by deception < | 0 | 0 | 1 | 0 | 0 | 0 | 1 | 0 | 0 | 0 | 0 | 0 | 0 | 0 | 1 | 0 |

FELONIES

(continued)

Inmate statistical profile

Sample: ACTIVE PRISONERS EXCLUDING JAIL
Active inmates 06/18/2001

Requestor: Statistics

Most Serious Offense by current age & sex (CONTINUED)

| Most Serious Offense | M E N | | | | | | | | W O M E N | | | | | | | | Grand Total % | | | | | |
|----------------------|-------------|-------------|-------------|-------------|-------------|-------------|-------------|-------------|-------------|---------------|----|----|-----|---|----|----|---------------|----|-----|----|------|---|
| | Age 00-21 % | Age 22-39 % | Age 40-54 % | Age 55-99 % | Men Total % | Age 00-21 % | Age 22-39 % | Age 40-54 % | Age 55-99 % | Women Total % | | | | | | | | | | | | |
| ----- | | | | | | | | | | | | | | | | | | | | | | |
| FELONIES | ----- | | | | | | | | | | | | | | | | | | | | | |
| misc misdemeanor | 2 | 0 | 0 | 0 | 2 | 0 | 0 | 0 | 4 | 0 | 0 | 0 | 0 | 1 | 0 | 0 | 0 | 1 | 0 | 5 | 0 | |
| MISC. HOMICIDE OFFEN | 3 | 0 | 5 | 0 | 3 | 0 | 0 | 0 | 11 | 0 | 0 | 0 | 0 | 0 | 0 | 0 | 0 | 0 | 0 | 11 | 0 | |
| MURDER | 136 | 4 | 2058 | 8 | 1342 | 12 | 350 | 21 | 3886 | 9 | 9 | 6 | 113 | 6 | 73 | 10 | 25 | 38 | 220 | 8 | 4106 | 9 |
| VOLUNTARY MANSLAUGHT | 56 | 2 | 709 | 3 | 283 | 3 | 78 | 5 | 1126 | 3 | 9 | 6 | 80 | 5 | 49 | 7 | 8 | 12 | 146 | 5 | 1272 | 3 |
| INVOLUNTARY MANSLAUG | 18 | 0 | 78 | 0 | 19 | 0 | 10 | 1 | 125 | 0 | 1 | 1 | 13 | 1 | 2 | 0 | 0 | 0 | 16 | 1 | 141 | 0 |
| RECKLESS ABANDONMENT | 0 | 0 | 0 | 0 | 0 | 0 | 0 | 0 | 0 | 0 | 0 | 0 | 1 | 0 | 0 | 0 | 0 | 0 | 1 | 0 | 1 | 0 |
| FETICIDE | 0 | 0 | 2 | 0 | 2 | 0 | 0 | 0 | 4 | 0 | 0 | 0 | 0 | 0 | 0 | 0 | 0 | 0 | 0 | 0 | 4 | 0 |
| VEHICULAR HOMICIDE | 19 | 1 | 163 | 1 | 71 | 1 | 17 | 1 | 270 | 1 | 1 | 1 | 15 | 1 | 6 | 1 | 2 | 3 | 24 | 1 | 294 | 1 |
| HOMICIDE BY PILOT,DU | 0 | 0 | 7 | 0 | 1 | 0 | 1 | 0 | 9 | 0 | 0 | 0 | 0 | 0 | 3 | 0 | 0 | 0 | 3 | 0 | 12 | 0 |
| CONCEAL DEATH OF ANO | 0 | 0 | 2 | 0 | 0 | 0 | 1 | 0 | 3 | 0 | 0 | 0 | 0 | 0 | 0 | 0 | 0 | 0 | 0 | 0 | 3 | 0 |
| CRIMINAL ATTEMPT MUR | 0 | 0 | 3 | 0 | 1 | 0 | 2 | 0 | 6 | 0 | 0 | 0 | 1 | 0 | 1 | 0 | 0 | 0 | 2 | 0 | 8 | 0 |
| MISC. ASSAULT/BATTER | 2 | 0 | 28 | 0 | 13 | 0 | 1 | 0 | 44 | 0 | 0 | 0 | 0 | 0 | 0 | 0 | 0 | 0 | 0 | 0 | 44 | 0 |
| AGGRAVATED ASSAULT | 313 | 8 | 2402 | 9 | 886 | 8 | 133 | 8 | 3734 | 9 | 17 | 11 | 124 | 7 | 55 | 8 | 3 | 5 | 199 | 7 | 3933 | 9 |
| CRMNL ATTEMPT AGG AS | 0 | 0 | 2 | 0 | 1 | 0 | 0 | 0 | 3 | 0 | 0 | 0 | 0 | 0 | 0 | 0 | 0 | 0 | 0 | 0 | 3 | 0 |
| AGGRAVATED BATTERY | 52 | 1 | 301 | 1 | 124 | 1 | 17 | 1 | 494 | 1 | 1 | 1 | 19 | 1 | 12 | 2 | 1 | 2 | 33 | 1 | 527 | 1 |
| TERRORIST THREATS & | 22 | 1 | 150 | 1 | 67 | 1 | 6 | 0 | 245 | 1 | 0 | 0 | 2 | 0 | 5 | 1 | 0 | 0 | 7 | 0 | 252 | 1 |
| FALSE IMPRISONMENT | 7 | 0 | 76 | 0 | 26 | 0 | 2 | 0 | 111 | 0 | 0 | 0 | 1 | 0 | 2 | 0 | 0 | 0 | 3 | 0 | 114 | 0 |
| KIDNAPPING | 92 | 2 | 655 | 2 | 281 | 3 | 26 | 2 | 1054 | 2 | 2 | 1 | 12 | 1 | 8 | 1 | 0 | 0 | 22 | 1 | 1076 | 2 |
| INTERFERENCE WITH CU | 1 | 0 | 2 | 0 | 0 | 0 | 0 | 0 | 3 | 0 | 0 | 0 | 0 | 0 | 0 | 0 | 0 | 0 | 0 | 0 | 3 | 0 |
| AGG ASSLT ON POLICE | 10 | 0 | 193 | 1 | 59 | 1 | 9 | 1 | 271 | 1 | 0 | 0 | 8 | 0 | 1 | 0 | 0 | 0 | 9 | 0 | 280 | 1 |
| AGG BATRY PEACE OFFI | 0 | 0 | 6 | 0 | 2 | 0 | 0 | 0 | 8 | 0 | 0 | 0 | 0 | 0 | 0 | 0 | 0 | 0 | 0 | 0 | 8 | 0 |
| SIMPLE BATTERY MISD | 0 | 0 | 1 | 0 | 2 | 0 | 0 | 0 | 3 | 0 | 0 | 0 | 0 | 0 | 0 | 0 | 0 | 0 | 0 | 0 | 3 | 0 |
| RECK COND-HIV INFCTD | 0 | 0 | 6 | 0 | 2 | 0 | 0 | 0 | 8 | 0 | 0 | 0 | 5 | 0 | 0 | 0 | 1 | 2 | 6 | 0 | 14 | 0 |
| STALKING | 0 | 0 | 0 | 0 | 1 | 0 | 0 | 0 | 1 | 0 | 0 | 0 | 0 | 0 | 0 | 0 | 0 | 0 | 0 | 0 | 1 | 0 |
| AGGRAVATED STALKING | 4 | 0 | 73 | 0 | 38 | 0 | 5 | 0 | 120 | 0 | 0 | 0 | 2 | 0 | 0 | 0 | 0 | 0 | 2 | 0 | 122 | 0 |
| CRIMINAL ATTEMPT KID | 1 | 0 | 7 | 0 | 2 | 0 | 0 | 0 | 10 | 0 | 0 | 0 | 0 | 0 | 0 | 0 | 0 | 0 | 0 | 0 | 10 | 0 |
| MISC. ARSON | 0 | 0 | 1 | 0 | 1 | 0 | 1 | 0 | 3 | 0 | 0 | 0 | 0 | 0 | 0 | 0 | 0 | 0 | 0 | 0 | 3 | 0 |
| FIRST DEGREE ARSON | 13 | 0 | 159 | 1 | 48 | 0 | 8 | 0 | 228 | 1 | 2 | 1 | 8 | 0 | 9 | 1 | 1 | 2 | 20 | 1 | 248 | 1 |
| SECOND DEGREE ARSON | 7 | 0 | 28 | 0 | 8 | 0 | 0 | 0 | 43 | 0 | 0 | 0 | 0 | 0 | 2 | 0 | 1 | 2 | 3 | 0 | 46 | 0 |
| CRIMINAL POSS EXPLOS | 0 | 0 | 0 | 0 | 1 | 0 | 0 | 0 | 1 | 0 | 0 | 0 | 0 | 0 | 0 | 0 | 0 | 0 | 0 | 0 | 1 | 0 |
| CRIM. DAMAGE 1ST DEG | 2 | 0 | 18 | 0 | 5 | 0 | 0 | 0 | 25 | 0 | 0 | 0 | 1 | 0 | 0 | 0 | 0 | 0 | 1 | 0 | 26 | 0 |

(continued)

Inmate statistical profile

Sample: ACTIVE PRISONERS EXCLUDING JAIL
Active inmates 06/18/2001

Requestor: Statistics

Most Serious Offense by current age & sex (CONTINUED)

| Most Serious Offense | M E N | | | | | | | | W O M E N | | | | | | | | Grand Total | % | | | | |
|----------------------|-----------|-----------|-----------|-----------|-----------|-----------|-----------|-----------|-----------|-------------|----|----|-----|----|----|----|-------------|---|-----|----|------|----|
| | Age 00-21 | Age 22-39 | Age 40-54 | Age 55-99 | Men Total | Age 00-21 | Age 22-39 | Age 40-54 | Age 55-99 | Women Total | | | | | | | | | | | | |
| CRIM. DAMAGE 2ND DEG | 13 | 0 | 40 | 0 | 19 | 0 | 3 | 0 | 75 | 0 | 0 | 0 | 2 | 0 | 0 | 0 | 0 | 0 | 2 | 0 | 77 | 0 |
| VANDALISM TO CHURCH | 1 | 0 | 0 | 0 | 0 | 0 | 0 | 0 | 1 | 0 | 0 | 0 | 1 | 0 | 0 | 0 | 0 | 0 | 1 | 0 | 2 | 0 |
| ALTER I.D. | 2 | 0 | 3 | 0 | 3 | 0 | 0 | 0 | 8 | 0 | 0 | 0 | 0 | 0 | 0 | 0 | 0 | 0 | 0 | 0 | 8 | 0 |
| BURGLARY | 542 | 15 | 3064 | 12 | 1130 | 10 | 46 | 3 | 4782 | 11 | 13 | 8 | 133 | 7 | 35 | 5 | 0 | 0 | 181 | 7 | 4963 | 11 |
| POSS BURGLAR TOOLS | 6 | 0 | 13 | 0 | 10 | 0 | 0 | 0 | 29 | 0 | 1 | 1 | 2 | 0 | 0 | 0 | 0 | 0 | 3 | 0 | 32 | 0 |
| CRMNL ATMPM COMMIT B | 4 | 0 | 10 | 0 | 10 | 0 | 0 | 0 | 24 | 0 | 0 | 0 | 0 | 0 | 0 | 0 | 0 | 0 | 0 | 0 | 24 | 0 |
| MISC. FORGERY | 1 | 0 | 7 | 0 | 2 | 0 | 0 | 0 | 10 | 0 | 0 | 0 | 2 | 0 | 0 | 0 | 0 | 0 | 2 | 0 | 12 | 0 |
| FORGERY 1ST DEGREE | 43 | 1 | 654 | 2 | 306 | 3 | 10 | 1 | 1013 | 2 | 19 | 12 | 267 | 15 | 82 | 11 | 5 | 8 | 373 | 14 | 1386 | 3 |
| FORGERY 2ND DEGREE | 1 | 0 | 10 | 0 | 7 | 0 | 1 | 0 | 19 | 0 | 1 | 1 | 8 | 0 | 2 | 0 | 0 | 0 | 11 | 0 | 30 | 0 |
| BAD CHECKS | 0 | 0 | 1 | 0 | 2 | 0 | 1 | 0 | 4 | 0 | 0 | 0 | 0 | 0 | 0 | 0 | 0 | 0 | 0 | 0 | 4 | 0 |
| THEFT CREDIT CARD | 2 | 0 | 18 | 0 | 6 | 0 | 0 | 0 | 26 | 0 | 0 | 0 | 3 | 0 | 2 | 0 | 0 | 0 | 5 | 0 | 31 | 0 |
| FRAUDULENT CREDIT CA | 6 | 0 | 26 | 0 | 5 | 0 | 0 | 0 | 37 | 0 | 0 | 0 | 10 | 1 | 3 | 0 | 0 | 0 | 13 | 0 | 50 | 0 |
| TELECOMMUNICATIONS F | 0 | 0 | 2 | 0 | 0 | 0 | 0 | 0 | 2 | 0 | 0 | 0 | 0 | 0 | 0 | 0 | 0 | 0 | 0 | 0 | 2 | 0 |
| CRMNL ATMPM COMMIT F | 0 | 0 | 1 | 0 | 0 | 0 | 0 | 0 | 1 | 0 | 0 | 0 | 0 | 0 | 0 | 0 | 0 | 0 | 0 | 0 | 1 | 0 |
| MISC. FRAUD | 1 | 0 | 11 | 0 | 7 | 0 | 5 | 0 | 24 | 0 | 0 | 0 | 4 | 0 | 2 | 0 | 1 | 2 | 7 | 0 | 31 | 0 |
| THEFT BY TAKING | 92 | 2 | 530 | 2 | 202 | 2 | 24 | 1 | 848 | 2 | 3 | 2 | 58 | 3 | 28 | 4 | 0 | 0 | 89 | 3 | 937 | 2 |
| THEFT BY DECEPTION | 1 | 0 | 20 | 0 | 17 | 0 | 3 | 0 | 41 | 0 | 2 | 1 | 4 | 0 | 0 | 0 | 0 | 0 | 6 | 0 | 47 | 0 |
| THEFT BY EXTORTION | 0 | 0 | 1 | 0 | 1 | 0 | 0 | 0 | 2 | 0 | 0 | 0 | 0 | 0 | 0 | 0 | 0 | 0 | 0 | 0 | 2 | 0 |
| THEFT OF LOST PROPER | 0 | 0 | 1 | 0 | 2 | 0 | 0 | 0 | 3 | 0 | 0 | 0 | 0 | 0 | 0 | 0 | 0 | 0 | 0 | 0 | 3 | 0 |
| THEFT BY REC STOLEN | 130 | 3 | 609 | 2 | 172 | 2 | 5 | 0 | 916 | 2 | 1 | 1 | 21 | 1 | 7 | 1 | 0 | 0 | 29 | 1 | 945 | 2 |
| THEFT OF SERVICES | 0 | 0 | 3 | 0 | 2 | 0 | 0 | 0 | 5 | 0 | 0 | 0 | 0 | 0 | 0 | 0 | 0 | 0 | 0 | 0 | 5 | 0 |
| THEFT BY CONVERSION | 0 | 0 | 23 | 0 | 14 | 0 | 2 | 0 | 39 | 0 | 1 | 1 | 5 | 0 | 1 | 0 | 0 | 0 | 7 | 0 | 46 | 0 |
| CONVSN PAYMNTS REAL | 0 | 0 | 0 | 0 | 1 | 0 | 0 | 0 | 1 | 0 | 0 | 0 | 0 | 0 | 0 | 0 | 0 | 0 | 0 | 0 | 1 | 0 |
| THEFT OF MOTOR VEH, | 25 | 1 | 121 | 0 | 32 | 0 | 0 | 0 | 178 | 0 | 1 | 1 | 5 | 0 | 0 | 0 | 0 | 0 | 6 | 0 | 184 | 0 |
| THEFT BRING PROP IN | 0 | 0 | 12 | 0 | 3 | 0 | 2 | 0 | 17 | 0 | 0 | 0 | 1 | 0 | 0 | 0 | 0 | 0 | 1 | 0 | 18 | 0 |
| THEFT RECV PROP OUT | 0 | 0 | 2 | 0 | 0 | 0 | 1 | 0 | 3 | 0 | 0 | 0 | 0 | 0 | 0 | 0 | 0 | 0 | 0 | 0 | 3 | 0 |
| LIVESTOCK THEFT | 0 | 0 | 0 | 0 | 1 | 0 | 0 | 0 | 1 | 0 | 0 | 0 | 0 | 0 | 0 | 0 | 0 | 0 | 0 | 0 | 1 | 0 |
| THEFT BY SHOPLIFTING | 9 | 0 | 252 | 1 | 227 | 2 | 15 | 1 | 503 | 1 | 5 | 3 | 106 | 6 | 67 | 9 | 2 | 3 | 180 | 7 | 683 | 2 |
| ENTERING VEHICLE | 33 | 1 | 84 | 0 | 26 | 0 | 3 | 0 | 146 | 0 | 0 | 0 | 1 | 0 | 1 | 0 | 0 | 0 | 2 | 0 | 148 | 0 |
| ROBBERY | 458 | 12 | 1831 | 7 | 451 | 4 | 22 | 1 | 2762 | 6 | 35 | 22 | 110 | 6 | 27 | 4 | 0 | 0 | 172 | 6 | 2934 | 6 |
| ARMED ROBBERY | 598 | 16 | 2552 | 10 | 708 | 6 | 56 | 3 | 3914 | 9 | 12 | 8 | 47 | 3 | 10 | 1 | 0 | 0 | 69 | 3 | 3983 | 9 |
| HIJACKING MOTOR VEHI | 12 | 0 | 30 | 0 | 0 | 0 | 0 | 0 | 42 | 0 | 1 | 1 | 1 | 0 | 0 | 0 | 0 | 0 | 2 | 0 | 44 | 0 |
| CRIMINAL ATTEMPT ROB | 10 | 0 | 31 | 0 | 8 | 0 | 0 | 0 | 49 | 0 | 0 | 0 | 2 | 0 | 0 | 0 | 0 | 0 | 2 | 0 | 51 | 0 |
| CRMNL ATMPM ARMED RO | 50 | 1 | 136 | 1 | 8 | 0 | 0 | 0 | 194 | 0 | 0 | 0 | 6 | 0 | 2 | 0 | 0 | 0 | 8 | 0 | 202 | 0 |
| MISC. SEXUAL | 1 | 0 | 14 | 0 | 9 | 0 | 1 | 0 | 25 | 0 | 0 | 0 | 0 | 0 | 1 | 0 | 0 | 0 | 1 | 0 | 26 | 0 |

(continued)

Inmate statistical profile

Sample: ACTIVE PRISONERS EXCLUDING JAIL
Active inmates 06/18/2001

Requestor: Statistics

Most Serious Offense by current age & sex (CONTINUED)

| Most Serious Offense | M E N | | | | | | | | W O M E N | | | | | | | | Grand Total | % | | | | |
|-----------------------|-----------|-----------|-----------|-----------|-----------|-----------|-----------|-----------|-----------|-------------|---|---|----|---|----|---|-------------|---|----|---|------|---|
| | Age 00-21 | Age 22-39 | Age 40-54 | Age 55-99 | Men Total | Age 00-21 | Age 22-39 | Age 40-54 | Age 55-99 | Women Total | | | | | | | | | | | | |
| RAPE | 58 | 2 | 835 | 3 | 674 | 6 | 83 | 5 | 1650 | 4 | 0 | 0 | 1 | 0 | 3 | 0 | 0 | 0 | 4 | 0 | 1654 | 4 |
| SODOMY | 2 | 0 | 17 | 0 | 16 | 0 | 5 | 0 | 40 | 0 | 0 | 0 | 0 | 0 | 0 | 0 | 0 | 0 | 0 | 0 | 40 | 0 |
| AGGRAVATED SODOMY | 7 | 0 | 104 | 0 | 92 | 1 | 30 | 2 | 233 | 1 | 0 | 0 | 1 | 0 | 3 | 0 | 0 | 0 | 4 | 0 | 237 | 1 |
| INCEST | 1 | 0 | 24 | 0 | 36 | 0 | 7 | 0 | 68 | 0 | 0 | 0 | 1 | 0 | 0 | 0 | 0 | 0 | 1 | 0 | 69 | 0 |
| BIGAMY | 0 | 0 | 1 | 0 | 0 | 0 | 0 | 0 | 1 | 0 | 0 | 0 | 0 | 0 | 0 | 0 | 0 | 0 | 0 | 0 | 1 | 0 |
| AGGRAVATED SEXUAL BA | 2 | 0 | 38 | 0 | 30 | 0 | 9 | 1 | 79 | 0 | 0 | 0 | 1 | 0 | 0 | 0 | 0 | 0 | 1 | 0 | 80 | 0 |
| STATUTORY RAPE | 53 | 1 | 341 | 1 | 36 | 0 | 11 | 1 | 441 | 1 | 0 | 0 | 6 | 0 | 0 | 0 | 0 | 0 | 6 | 0 | 447 | 1 |
| CHILD MOLESTATION | 110 | 3 | 916 | 3 | 726 | 7 | 248 | 15 | 2000 | 5 | 2 | 1 | 18 | 1 | 14 | 2 | 0 | 0 | 34 | 1 | 2034 | 4 |
| ENTICING CHILD-INDEC | 1 | 0 | 22 | 0 | 12 | 0 | 4 | 0 | 39 | 0 | 1 | 1 | 1 | 0 | 0 | 0 | 0 | 0 | 2 | 0 | 41 | 0 |
| AGGRAV. CHILD MOLEST | 26 | 1 | 465 | 2 | 382 | 3 | 128 | 8 | 1001 | 2 | 0 | 0 | 15 | 1 | 6 | 1 | 0 | 0 | 21 | 1 | 1022 | 2 |
| SEXL/ASLT/AGN/PERS/ | 0 | 0 | 6 | 0 | 0 | 0 | 0 | 0 | 6 | 0 | 0 | 0 | 0 | 0 | 0 | 0 | 0 | 0 | 0 | 0 | 6 | 0 |
| CRIMINAL ATTPPT RAPE | 3 | 0 | 37 | 0 | 10 | 0 | 3 | 0 | 53 | 0 | 0 | 0 | 0 | 0 | 0 | 0 | 0 | 0 | 0 | 0 | 53 | 0 |
| CRIMINAL ATTPPT SODOM | 0 | 0 | 1 | 0 | 0 | 0 | 0 | 0 | 1 | 0 | 0 | 0 | 0 | 0 | 0 | 0 | 0 | 0 | 0 | 0 | 1 | 0 |
| CRIMINAL ATTPPT AGG S | 1 | 0 | 1 | 0 | 2 | 0 | 0 | 0 | 4 | 0 | 0 | 0 | 0 | 0 | 0 | 0 | 0 | 0 | 0 | 0 | 4 | 0 |
| MISC. OBSCENITY | 0 | 0 | 0 | 0 | 2 | 0 | 1 | 0 | 3 | 0 | 0 | 0 | 0 | 0 | 0 | 0 | 0 | 0 | 0 | 0 | 3 | 0 |
| MISC. PUBLIC ORDER | 0 | 0 | 1 | 0 | 0 | 0 | 0 | 0 | 1 | 0 | 0 | 0 | 0 | 0 | 0 | 0 | 0 | 0 | 0 | 0 | 1 | 0 |
| FALSE SWEARNG WRITTN | 0 | 0 | 0 | 0 | 1 | 0 | 0 | 0 | 1 | 0 | 0 | 0 | 1 | 0 | 0 | 0 | 0 | 0 | 1 | 0 | 2 | 0 |
| BRIBERY GOVT OFFICER | 2 | 0 | 2 | 0 | 1 | 0 | 0 | 0 | 5 | 0 | 0 | 0 | 0 | 0 | 0 | 0 | 0 | 0 | 0 | 0 | 5 | 0 |
| DEFRAUDING STATE | 0 | 0 | 0 | 0 | 2 | 0 | 0 | 0 | 2 | 0 | 0 | 0 | 0 | 0 | 1 | 0 | 0 | 0 | 1 | 0 | 3 | 0 |
| FALSE CERTIFICATES | 0 | 0 | 1 | 0 | 0 | 0 | 0 | 0 | 1 | 0 | 0 | 0 | 0 | 0 | 0 | 0 | 0 | 0 | 0 | 0 | 1 | 0 |
| INFLUENCING WITNESS | 1 | 0 | 2 | 0 | 1 | 0 | 0 | 0 | 4 | 0 | 0 | 0 | 0 | 0 | 0 | 0 | 0 | 0 | 0 | 0 | 4 | 0 |
| OBSTR OF LAW ENF OFF | 72 | 2 | 612 | 2 | 182 | 2 | 7 | 0 | 873 | 2 | 1 | 1 | 36 | 2 | 18 | 2 | 0 | 0 | 55 | 2 | 928 | 2 |
| PERJURY | 0 | 0 | 1 | 0 | 0 | 0 | 1 | 0 | 2 | 0 | 0 | 0 | 0 | 0 | 0 | 0 | 0 | 0 | 0 | 0 | 2 | 0 |
| IMPERSONATION | 0 | 0 | 1 | 0 | 0 | 0 | 0 | 0 | 1 | 0 | 0 | 0 | 0 | 0 | 0 | 0 | 0 | 0 | 0 | 0 | 1 | 0 |
| IMPERSONATING OFFIC | 0 | 0 | 1 | 0 | 0 | 0 | 0 | 0 | 1 | 0 | 0 | 0 | 0 | 0 | 0 | 0 | 0 | 0 | 0 | 0 | 1 | 0 |
| FALSE STATEMENTS GOV | 0 | 0 | 16 | 0 | 7 | 0 | 1 | 0 | 24 | 0 | 1 | 1 | 2 | 0 | 1 | 0 | 0 | 0 | 4 | 0 | 28 | 0 |
| IMPRSNTNG ANTHR RBAL | 0 | 0 | 1 | 0 | 0 | 0 | 0 | 0 | 1 | 0 | 0 | 0 | 0 | 0 | 0 | 0 | 0 | 0 | 0 | 0 | 1 | 0 |
| ESCAPE | 10 | 0 | 75 | 0 | 25 | 0 | 2 | 0 | 112 | 0 | 0 | 0 | 3 | 0 | 1 | 0 | 0 | 0 | 4 | 0 | 116 | 0 |
| AIDING ESCAPE | 0 | 0 | 1 | 0 | 0 | 0 | 0 | 0 | 1 | 0 | 0 | 0 | 0 | 0 | 0 | 0 | 0 | 0 | 0 | 0 | 1 | 0 |
| HINDERING APPREH OR | 2 | 0 | 5 | 0 | 1 | 0 | 0 | 0 | 8 | 0 | 0 | 0 | 1 | 0 | 1 | 0 | 1 | 2 | 3 | 0 | 11 | 0 |
| MUTINY IN PENAL INST | 0 | 0 | 2 | 0 | 0 | 0 | 0 | 0 | 2 | 0 | 0 | 0 | 0 | 0 | 0 | 0 | 0 | 0 | 0 | 0 | 2 | 0 |
| BAIL JUMPING | 0 | 0 | 3 | 0 | 2 | 0 | 0 | 0 | 5 | 0 | 0 | 0 | 2 | 0 | 0 | 0 | 0 | 0 | 2 | 0 | 7 | 0 |
| FALSE PUBLIC ALARM | 1 | 0 | 2 | 0 | 1 | 0 | 0 | 0 | 4 | 0 | 0 | 0 | 0 | 0 | 0 | 0 | 0 | 0 | 0 | 0 | 4 | 0 |
| CRIM INTER WITH GOVT | 8 | 0 | 30 | 0 | 8 | 0 | 0 | 0 | 46 | 0 | 0 | 0 | 0 | 0 | 0 | 0 | 0 | 0 | 0 | 0 | 46 | 0 |
| COMMERICAL GAMBLING | 0 | 0 | 1 | 0 | 0 | 0 | 1 | 0 | 2 | 0 | 0 | 0 | 0 | 0 | 0 | 0 | 0 | 0 | 0 | 0 | 2 | 0 |

(continued)

Inmate statistical profile

Sample: ACTIVE PRISONERS EXCLUDING JAIL
Active inmates 06/18/2001

Requestor: Statistics

Most Serious Offense by current age & sex (CONTINUED)

| Most Serious Offense | M E N | | | | | | | | W O M E N | | | | | | | | Grand Total | % | | | | |
|----------------------|-----------|-----------|-----------|-----------|-----------|-----------|-----------|-----------|-----------|-------------|---|---|-----|---|----|---|-------------|---|-----|---|------|---|
| | Age 00-21 | Age 22-39 | Age 40-54 | Age 55-99 | Men Total | Age 00-21 | Age 22-39 | Age 40-54 | Age 55-99 | Women Total | | | | | | | | | | | | |
| SOLICIT/ACCEPTING BR | 0 | 0 | 1 | 0 | 0 | 0 | 0 | 0 | 0 | 0 | 0 | 0 | 0 | 0 | 1 | 0 | 2 | 0 | | | | |
| DOGFIGHTING | 1 | 0 | 0 | 0 | 0 | 0 | 0 | 0 | 0 | 0 | 0 | 0 | 0 | 0 | 0 | 0 | 1 | 0 | | | | |
| BUS HIJACKING | 0 | 0 | 1 | 0 | 1 | 0 | 0 | 0 | 0 | 0 | 0 | 0 | 0 | 0 | 0 | 0 | 2 | 0 | | | | |
| CRUELTY TO CHILDREN | 10 | 0 | 183 | 1 | 43 | 0 | 7 | 0 | 243 | 1 | 5 | 3 | 66 | 4 | 11 | 2 | 82 | 3 | 325 | 1 | | |
| SEX EXPLOITATION CHI | 0 | 0 | 3 | 0 | 7 | 0 | 3 | 0 | 13 | 0 | 0 | 0 | 0 | 0 | 0 | 0 | 0 | 0 | 13 | 0 | | |
| ABANDONMENT OF CHILD | 0 | 0 | 2 | 0 | 2 | 0 | 0 | 0 | 4 | 0 | 0 | 0 | 0 | 0 | 0 | 0 | 0 | 0 | 4 | 0 | | |
| CNTRBTNG DELINQENCY | 0 | 0 | 0 | 0 | 0 | 0 | 0 | 0 | 0 | 0 | 0 | 1 | 0 | 0 | 0 | 0 | 1 | 0 | 1 | 0 | | |
| MISC WEAPON/EXPLOSIV | 0 | 0 | 3 | 0 | 1 | 0 | 0 | 0 | 4 | 0 | 0 | 0 | 0 | 0 | 0 | 0 | 0 | 0 | 4 | 0 | | |
| CARRY CONCEALED WEAP | 1 | 0 | 3 | 0 | 2 | 0 | 0 | 0 | 6 | 0 | 0 | 0 | 0 | 0 | 0 | 0 | 0 | 0 | 6 | 0 | | |
| ALTER PISTL LICENSE | 1 | 0 | 0 | 0 | 0 | 0 | 0 | 0 | 1 | 0 | 0 | 0 | 0 | 0 | 0 | 0 | 0 | 0 | 1 | 0 | | |
| POSS OF FIREARM DUR | 3 | 0 | 9 | 0 | 4 | 0 | 1 | 0 | 17 | 0 | 0 | 0 | 0 | 0 | 0 | 0 | 0 | 0 | 17 | 0 | | |
| POSS OF CERTAIN WEAP | 1 | 0 | 15 | 0 | 8 | 0 | 2 | 0 | 26 | 0 | 0 | 0 | 0 | 0 | 0 | 0 | 0 | 0 | 26 | 0 | | |
| POSS FIREARM CONVCT | 0 | 0 | 75 | 0 | 41 | 0 | 3 | 0 | 119 | 0 | 0 | 0 | 1 | 0 | 0 | 0 | 1 | 0 | 120 | 0 | | |
| CARRYING WEAPON AT S | 2 | 0 | 3 | 0 | 0 | 0 | 0 | 0 | 5 | 0 | 0 | 1 | 0 | 0 | 0 | 0 | 1 | 0 | 6 | 0 | | |
| DESTROY/INJUR POLICE | 0 | 0 | 1 | 0 | 0 | 0 | 0 | 0 | 1 | 0 | 0 | 0 | 0 | 0 | 0 | 0 | 0 | 0 | 1 | 0 | | |
| MISC INVASION OF PRI | 0 | 0 | 0 | 0 | 2 | 0 | 0 | 0 | 2 | 0 | 0 | 0 | 0 | 0 | 0 | 0 | 0 | 0 | 2 | 0 | | |
| PEEPING TOM | 3 | 0 | 7 | 0 | 7 | 0 | 1 | 0 | 18 | 0 | 0 | 0 | 0 | 0 | 0 | 0 | 0 | 0 | 18 | 0 | | |
| RACKETEERING | 0 | 0 | 10 | 0 | 17 | 0 | 0 | 0 | 27 | 0 | 0 | 0 | 3 | 0 | 2 | 0 | 5 | 0 | 32 | 0 | | |
| S/D NARCOTICS, OPIAT | 4 | 0 | 82 | 0 | 51 | 0 | 6 | 0 | 143 | 0 | 0 | 0 | 5 | 0 | 5 | 1 | 1 | 2 | 11 | 0 | 154 | 0 |
| S/D DEP,STIM,CNTRF D | 3 | 0 | 54 | 0 | 21 | 0 | 2 | 0 | 80 | 0 | 0 | 0 | 6 | 0 | 2 | 0 | 0 | 0 | 8 | 0 | 88 | 0 |
| SALE-DIST OF LSD | 1 | 0 | 2 | 0 | 0 | 0 | 0 | 0 | 3 | 0 | 0 | 0 | 0 | 0 | 0 | 0 | 0 | 0 | 3 | 0 | 3 | 0 |
| SALE/DIST OF MARIJUA | 29 | 1 | 198 | 1 | 78 | 1 | 9 | 1 | 314 | 1 | 1 | 1 | 11 | 1 | 4 | 1 | 2 | 3 | 18 | 1 | 332 | 1 |
| POSS NARCOTICS, OPIA | 7 | 0 | 138 | 1 | 81 | 1 | 4 | 0 | 230 | 1 | 0 | 0 | 19 | 1 | 9 | 1 | 0 | 0 | 28 | 1 | 258 | 1 |
| POSS DEP,STIM,CNTRF | 4 | 0 | 76 | 0 | 42 | 0 | 4 | 0 | 126 | 0 | 0 | 0 | 9 | 1 | 1 | 0 | 1 | 2 | 11 | 0 | 137 | 0 |
| POSS OF L.S.D. | 0 | 0 | 5 | 0 | 0 | 0 | 0 | 0 | 5 | 0 | 0 | 0 | 1 | 0 | 1 | 0 | 0 | 0 | 2 | 0 | 7 | 0 |
| POSS OF MARIJUANA | 38 | 1 | 195 | 1 | 54 | 0 | 5 | 0 | 292 | 1 | 0 | 0 | 15 | 1 | 1 | 0 | 1 | 2 | 17 | 1 | 309 | 1 |
| ILLEGAL ATTM TO OBT | 2 | 0 | 4 | 0 | 4 | 0 | 2 | 0 | 12 | 0 | 0 | 0 | 8 | 0 | 2 | 0 | 0 | 0 | 10 | 0 | 22 | 0 |
| VIOLATE GA CNTRL SBS | 4 | 0 | 64 | 0 | 18 | 0 | 0 | 0 | 86 | 0 | 0 | 0 | 2 | 0 | 2 | 0 | 0 | 0 | 4 | 0 | 90 | 0 |
| VIOLATE DNGROUS DRGS | 0 | 0 | 2 | 0 | 1 | 0 | 0 | 0 | 3 | 0 | 0 | 0 | 1 | 0 | 0 | 0 | 0 | 0 | 1 | 0 | 4 | 0 |
| UNLWFL MFG/DEL/DIST | 3 | 0 | 24 | 0 | 8 | 0 | 0 | 0 | 35 | 0 | 0 | 0 | 2 | 0 | 0 | 0 | 0 | 0 | 2 | 0 | 37 | 0 |
| POSS DRUG RELATED MA | 0 | 0 | 3 | 0 | 2 | 0 | 0 | 0 | 5 | 0 | 0 | 0 | 0 | 0 | 0 | 0 | 0 | 0 | 0 | 0 | 5 | 0 |
| SALE/DIST CONT SUB P | 13 | 0 | 41 | 0 | 11 | 0 | 1 | 0 | 66 | 0 | 0 | 0 | 2 | 0 | 1 | 0 | 0 | 0 | 3 | 0 | 69 | 0 |
| SALE/DIST CONT SUB S | 7 | 0 | 21 | 0 | 6 | 0 | 1 | 0 | 35 | 0 | 0 | 0 | 2 | 0 | 0 | 0 | 0 | 0 | 2 | 0 | 37 | 0 |
| SALE/DISTRIBUTION CO | 147 | 4 | 1472 | 6 | 544 | 5 | 37 | 2 | 2200 | 5 | 5 | 3 | 108 | 6 | 44 | 6 | 3 | 5 | 160 | 6 | 2360 | 5 |
| POSSESSION OF COCAIN | 210 | 6 | 1539 | 6 | 595 | 5 | 57 | 3 | 2401 | 6 | 3 | 2 | 123 | 7 | 62 | 8 | 4 | 6 | 192 | 7 | 2593 | 6 |

(continued)

Inmate statistical profile

Sample: ACTIVE PRISONERS EXCLUDING JAIL
Active inmates 06/18/2001

Requestor: Statistics

Most Serious Offense by current age & sex (CONTINUED)

| Most Serious Offense | M E N | | | | | | | | W O M E N | | | | | | | | Grand Total | % | | | | |
|----------------------|-----------|-----------|-----------|-----------|-----------|-----------|-----------|-----------|-----------|-------------|---|---|----|---|---|---|-------------|---|----|---|-----|---|
| | Age 00-21 | Age 22-39 | Age 40-54 | Age 55-99 | Men Total | Age 00-21 | Age 22-39 | Age 40-54 | Age 55-99 | Women Total | | | | | | | | | | | | |
| CRMNL ATPT VIOL SUBS | 2 | 0 | 23 | 0 | 7 | 0 | 3 | 0 | 35 | 0 | 0 | 0 | 3 | 0 | 1 | 0 | 0 | 0 | 4 | 0 | 39 | 0 |
| MISC. DRUGS TRAFFICK | 14 | 0 | 222 | 1 | 56 | 1 | 6 | 0 | 298 | 1 | 0 | 0 | 17 | 1 | 8 | 1 | 1 | 2 | 26 | 1 | 324 | 1 |
| COCAINE LESS 200 GRA | 10 | 0 | 329 | 1 | 104 | 1 | 16 | 1 | 459 | 1 | 0 | 0 | 14 | 1 | 6 | 1 | 0 | 0 | 20 | 1 | 479 | 1 |
| COCAINE 201-400 GRAM | 1 | 0 | 55 | 0 | 12 | 0 | 2 | 0 | 70 | 0 | 0 | 0 | 5 | 0 | 3 | 0 | 0 | 0 | 8 | 0 | 78 | 0 |
| COCAINE 401 OR MORE | 2 | 0 | 83 | 0 | 25 | 0 | 3 | 0 | 113 | 0 | 1 | 1 | 8 | 0 | 0 | 0 | 2 | 3 | 11 | 0 | 124 | 0 |
| NARCOTICS LESS 14 GR | 0 | 0 | 2 | 0 | 0 | 0 | 0 | 0 | 2 | 0 | 0 | 0 | 0 | 0 | 0 | 0 | 0 | 0 | 0 | 0 | 2 | 0 |
| NARCOTICS 15-28 GRAM | 0 | 0 | 1 | 0 | 0 | 0 | 0 | 0 | 1 | 0 | 0 | 0 | 0 | 0 | 0 | 0 | 0 | 0 | 0 | 0 | 1 | 0 |
| NARCOTICS 29 MORE GR | 0 | 0 | 3 | 0 | 2 | 0 | 0 | 0 | 5 | 0 | 0 | 0 | 0 | 0 | 0 | 0 | 0 | 0 | 0 | 0 | 5 | 0 |
| MARIJUANA 101-2000 P | 4 | 0 | 16 | 0 | 4 | 0 | 0 | 0 | 24 | 0 | 0 | 0 | 3 | 0 | 0 | 0 | 0 | 0 | 3 | 0 | 27 | 0 |
| MARIJUANA 2001-10000 | 0 | 0 | 1 | 0 | 0 | 0 | 0 | 0 | 1 | 0 | 0 | 0 | 0 | 0 | 0 | 0 | 0 | 0 | 0 | 0 | 1 | 0 |
| TRFFKNG MTHAQUALONE> | 0 | 0 | 1 | 0 | 0 | 0 | 0 | 0 | 1 | 0 | 0 | 0 | 0 | 0 | 0 | 0 | 0 | 0 | 0 | 0 | 1 | 0 |
| AMPHETAMINE 28-199 G | 0 | 0 | 7 | 0 | 12 | 0 | 0 | 0 | 19 | 0 | 0 | 0 | 0 | 0 | 1 | 0 | 0 | 0 | 1 | 0 | 20 | 0 |
| AMPHETAMINE 200-399 | 0 | 0 | 3 | 0 | 0 | 0 | 0 | 0 | 3 | 0 | 0 | 0 | 1 | 0 | 0 | 0 | 0 | 0 | 1 | 0 | 4 | 0 |
| AMPHETAMINE 400+ GRA | 0 | 0 | 7 | 0 | 1 | 0 | 0 | 0 | 8 | 0 | 0 | 0 | 1 | 0 | 0 | 0 | 0 | 0 | 1 | 0 | 9 | 0 |
| USE COMM FACLTY VIO | 0 | 0 | 1 | 0 | 2 | 0 | 0 | 0 | 3 | 0 | 0 | 0 | 0 | 0 | 0 | 0 | 0 | 0 | 0 | 0 | 3 | 0 |
| ATT/CONSPRCY COMMT C | 2 | 0 | 18 | 0 | 5 | 0 | 2 | 0 | 27 | 0 | 0 | 0 | 1 | 0 | 1 | 0 | 0 | 0 | 2 | 0 | 29 | 0 |
| ILLGL DIST CONTRLLD | 0 | 0 | 0 | 0 | 1 | 0 | 0 | 0 | 1 | 0 | 0 | 0 | 0 | 0 | 0 | 0 | 0 | 0 | 0 | 0 | 1 | 0 |
| VIOL MOTOR VEHICLE L | 5 | 0 | 56 | 0 | 39 | 0 | 6 | 0 | 106 | 0 | 0 | 0 | 4 | 0 | 3 | 0 | 0 | 0 | 7 | 0 | 113 | 0 |
| DRVNG HABTL VIOLATOR | 1 | 0 | 205 | 1 | 198 | 2 | 31 | 2 | 435 | 1 | 0 | 0 | 10 | 1 | 7 | 1 | 0 | 0 | 17 | 1 | 452 | 1 |
| HABIT TRAF VOIL/IMPA | 0 | 0 | 2 | 0 | 9 | 0 | 2 | 0 | 13 | 0 | 0 | 0 | 0 | 0 | 0 | 0 | 0 | 0 | 0 | 0 | 13 | 0 |
| HABIT TRAF VIOL/OTHE | 0 | 0 | 2 | 0 | 0 | 0 | 0 | 0 | 2 | 0 | 0 | 0 | 0 | 0 | 0 | 0 | 0 | 0 | 0 | 0 | 2 | 0 |
| MISC. MRALS/PBLIC H/ | 0 | 0 | 2 | 0 | 0 | 0 | 0 | 0 | 2 | 0 | 0 | 0 | 0 | 0 | 0 | 0 | 0 | 0 | 0 | 0 | 2 | 0 |
| VIOLATN GAME AND FIS | 0 | 0 | 0 | 0 | 0 | 0 | 1 | 0 | 1 | 0 | 0 | 0 | 0 | 0 | 0 | 0 | 0 | 0 | 0 | 0 | 1 | 0 |
| MISC CORRECTIONL INS | 0 | 0 | 4 | 0 | 0 | 0 | 0 | 0 | 4 | 0 | 0 | 0 | 1 | 0 | 0 | 0 | 0 | 0 | 1 | 0 | 5 | 0 |
| VIOLATION OTHR STATE | 0 | 0 | 0 | 0 | 1 | 0 | 0 | 0 | 1 | 0 | 0 | 0 | 1 | 0 | 0 | 0 | 0 | 0 | 1 | 0 | 2 | 0 |
| CONSPIRACY | 15 | 0 | 63 | 0 | 9 | 0 | 2 | 0 | 89 | 0 | 0 | 0 | 14 | 1 | 3 | 0 | 0 | 0 | 17 | 1 | 106 | 0 |
| CRIMINAL ATTEMPT | 6 | 0 | 22 | 0 | 12 | 0 | 3 | 0 | 43 | 0 | 0 | 0 | 9 | 1 | 2 | 0 | 0 | 0 | 11 | 0 | 54 | 0 |
| AIRCRAFT HIJACKING | 0 | 0 | 1 | 0 | 0 | 0 | 0 | 0 | 1 | 0 | 0 | 0 | 0 | 0 | 0 | 0 | 0 | 0 | 0 | 0 | 1 | 0 |
| UNAUTH DIST RECRD DE | 0 | 0 | 1 | 0 | 0 | 0 | 0 | 0 | 1 | 0 | 0 | 0 | 0 | 0 | 0 | 0 | 0 | 0 | 0 | 0 | 1 | 0 |
| CRIMINAL SOLICITATIO | 0 | 0 | 11 | 0 | 1 | 0 | 0 | 0 | 12 | 0 | 0 | 0 | 0 | 0 | 0 | 0 | 0 | 0 | 0 | 0 | 12 | 0 |
| PARTY TO A CRIME | 2 | 0 | 3 | 0 | 2 | 0 | 0 | 0 | 7 | 0 | 2 | 1 | 1 | 0 | 0 | 0 | 0 | 0 | 3 | 0 | 10 | 0 |
| CRIMINAL TRESPASSING | 0 | 0 | 0 | 0 | 1 | 0 | 0 | 0 | 1 | 0 | 0 | 0 | 0 | 0 | 0 | 0 | 0 | 0 | 0 | 0 | 1 | 0 |
| GANG PARTICIPATION | 1 | 0 | 0 | 0 | 0 | 0 | 0 | 0 | 1 | 0 | 0 | 0 | 0 | 0 | 0 | 0 | 0 | 0 | 0 | 0 | 1 | 0 |

(continued)

Inmate statistical profile

Sample: ACTIVE PRISONERS EXCLUDING JAIL
Active inmates 06/18/2001

Requestor: Statistics

Most Serious Offense by current age & sex (CONTINUED)

| Most Serious Offense | M E N | | | | | W O M E N | | | | | Grand Total % |
|----------------------|-------------|-------------|-------------|-------------|-------------|-------------|-------------|-------------|-------------|---------------|---------------|
| | Age 00-21 % | Age 22-39 % | Age 40-54 % | Age 55-99 % | Men Total % | Age 00-21 % | Age 22-39 % | Age 40-54 % | Age 55-99 % | Women Total % | |
| Total reported | 3725 100 | 26231 100 | 11107 100 | 1632 100 | 42695 100 | 159 100 | 1776 100 | 730 100 | 66 100 | 2731 100 | 45426 100 |
| Percent reported | 99.7 | 99.9 | 99.8 | 99.6 | 99.8 | 99.4 | 99.7 | 99.7 | 100.0 | 99.7 | 99.8 |
| NOT REPORTED | 12 | 38 | 17 | 6 | 73 | 1 | 6 | 2 | 0 | 9 | 82 |
| Total | 3737 | 26269 | 11124 | 1638 | 42768 | 160 | 1782 | 732 | 66 | 2740 | 45508 |

Inmate statistical profile

Sample: ACTIVE PRISONERS EXCLUDING JAIL
Active inmates 06/18/2001

Requestor: Statistics

Most Serious Crime Type by current age & sex

| Crime Type | M E N | | | | | | | | W O M E N | | | | | | | | Grand Total % | | | | | |
|------------------|-------------|-------------|-------------|-------------|-------------|-------------|-------------|-------------|-------------|---------------|-----|------|------|------|-----|------|---------------|-------|------|------|-------|------|
| | Age 00-21 % | Age 22-39 % | Age 40-54 % | Age 55-99 % | Men Total % | Age 00-21 % | Age 22-39 % | Age 40-54 % | Age 55-99 % | Women Total % | | | | | | | | | | | | |
| VIOL/PERSN | 1873 | 50 | 11701 | 45 | 4450 | 40 | 744 | 46 | 18768 | 44 | 93 | 58 | 629 | 35 | 268 | 37 | 40 | 61 | 1030 | 38 | 19798 | 44 |
| NVIOL/PERS | 7 | 0 | 19 | 0 | 9 | 0 | 1 | 0 | 36 | 0 | 0 | 0 | 1 | 0 | 0 | 0 | 0 | 0 | 1 | 0 | 37 | 0 |
| PROPERTY | 935 | 25 | 5744 | 22 | 2294 | 21 | 131 | 8 | 9104 | 21 | 49 | 31 | 647 | 36 | 244 | 33 | 10 | 15 | 950 | 35 | 10054 | 22 |
| DRUG SALES | 240 | 6 | 2643 | 10 | 943 | 8 | 85 | 5 | 3911 | 9 | 7 | 4 | 186 | 10 | 75 | 10 | 9 | 14 | 277 | 10 | 4188 | 9 |
| DRUG POSSN | 268 | 7 | 2052 | 8 | 805 | 7 | 75 | 5 | 3200 | 7 | 3 | 2 | 181 | 10 | 79 | 11 | 6 | 9 | 269 | 10 | 3469 | 8 |
| ALCOHOL | 0 | 0 | 0 | 0 | 0 | 0 | 0 | 0 | 0 | 0 | 0 | 0 | 0 | 0 | 0 | 0 | 0 | 0 | 0 | 0 | 0 | 0 |
| HABIT/DUI | 6 | 0 | 271 | 1 | 251 | 2 | 40 | 2 | 568 | 1 | 0 | 0 | 14 | 1 | 10 | 1 | 0 | 0 | 24 | 1 | 592 | 1 |
| SEX OFFEND | 265 | 7 | 2826 | 11 | 2032 | 18 | 532 | 33 | 5655 | 13 | 3 | 2 | 44 | 2 | 27 | 4 | 0 | 0 | 74 | 3 | 5729 | 13 |
| OTHER | 131 | 4 | 976 | 4 | 323 | 3 | 24 | 1 | 1454 | 3 | 4 | 3 | 74 | 4 | 27 | 4 | 1 | 2 | 106 | 4 | 1560 | 3 |
| Total reported | 3725 | 100 | 26232 | 100 | 11107 | 100 | 1632 | 100 | 42696 | 100 | 159 | 100 | 1776 | 100 | 730 | 100 | 66 | 100 | 2731 | 100 | 45427 | 100 |
| Percent reported | | 99.7 | | 99.9 | | 99.8 | | 99.6 | | 99.8 | | 99.4 | | 99.7 | | 99.7 | | 100.0 | | 99.7 | | 99.8 |
| NOT REPORTED | 12 | | 37 | | 17 | | 6 | | 72 | | 1 | | 6 | | 2 | | 0 | | 9 | | 81 | |
| Total | 3737 | | 26269 | | 11124 | | 1638 | | 42768 | | 160 | | 1782 | | 732 | | 66 | | 2740 | | 45508 | |