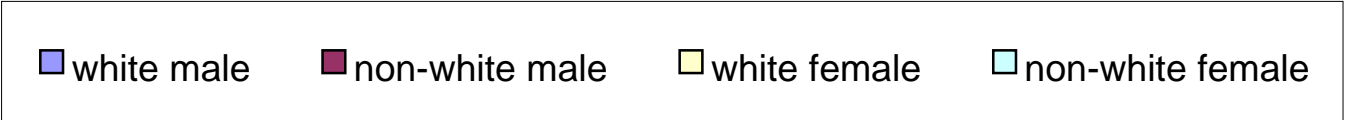
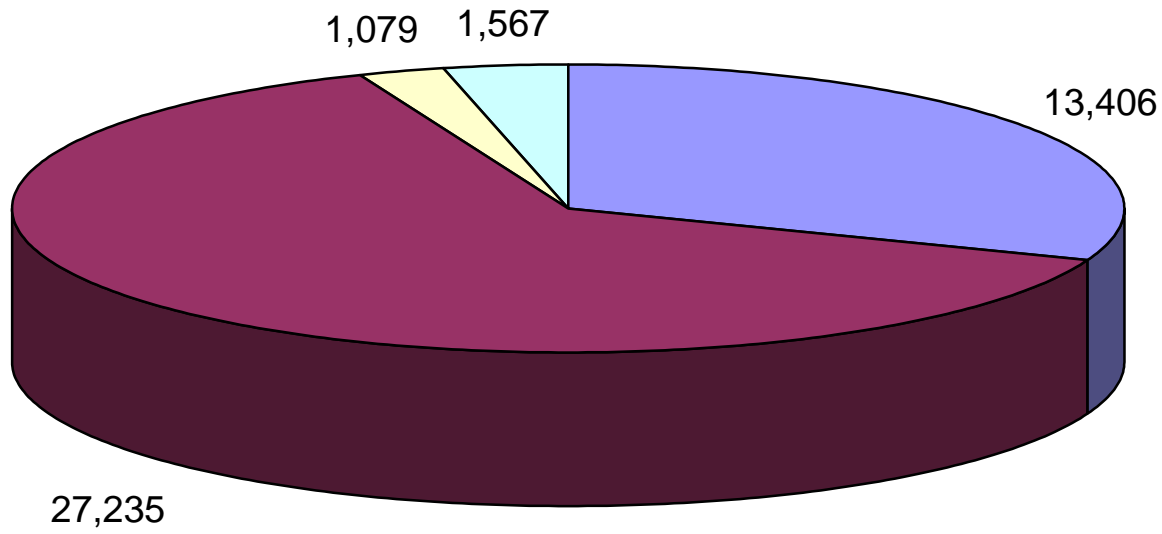
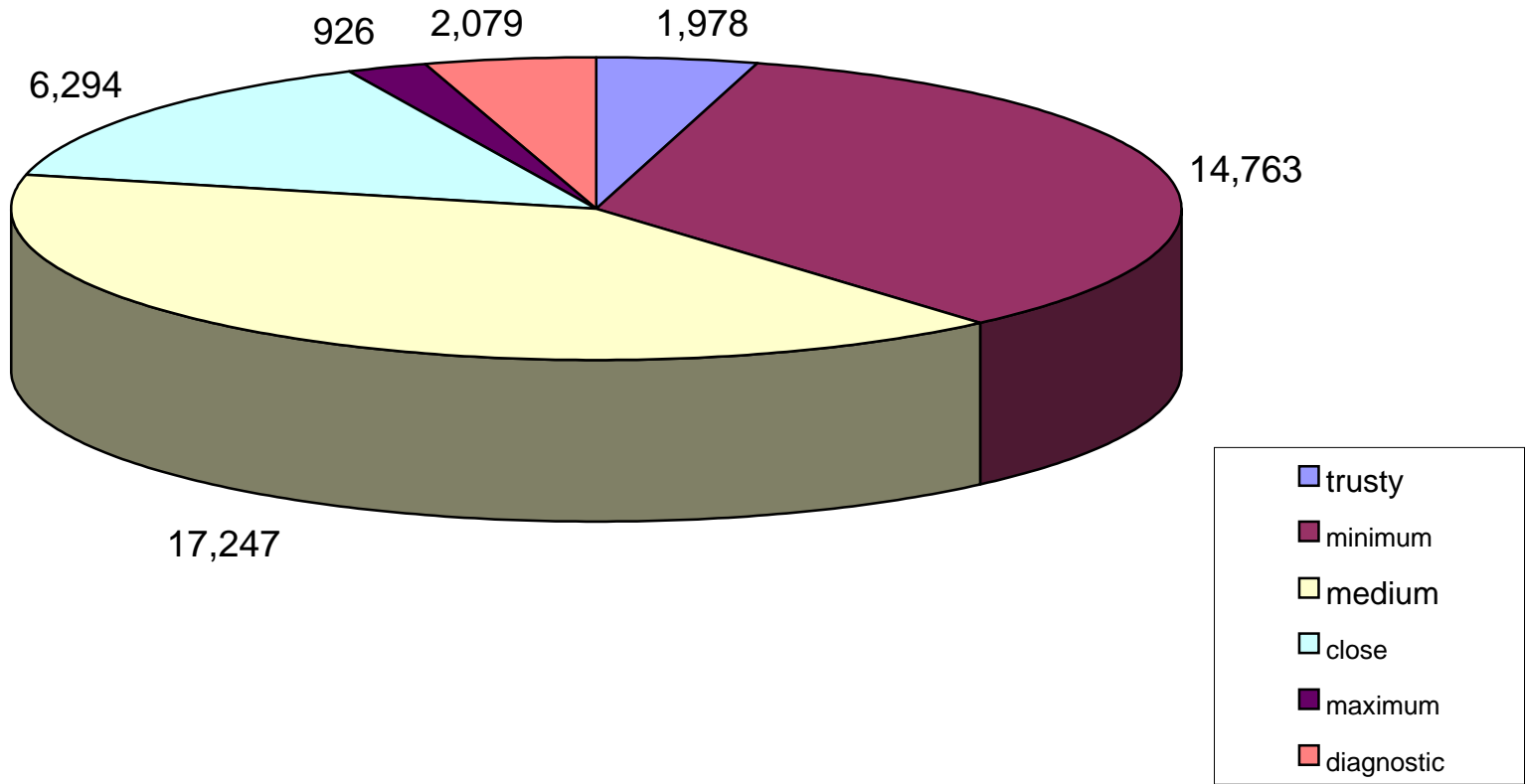


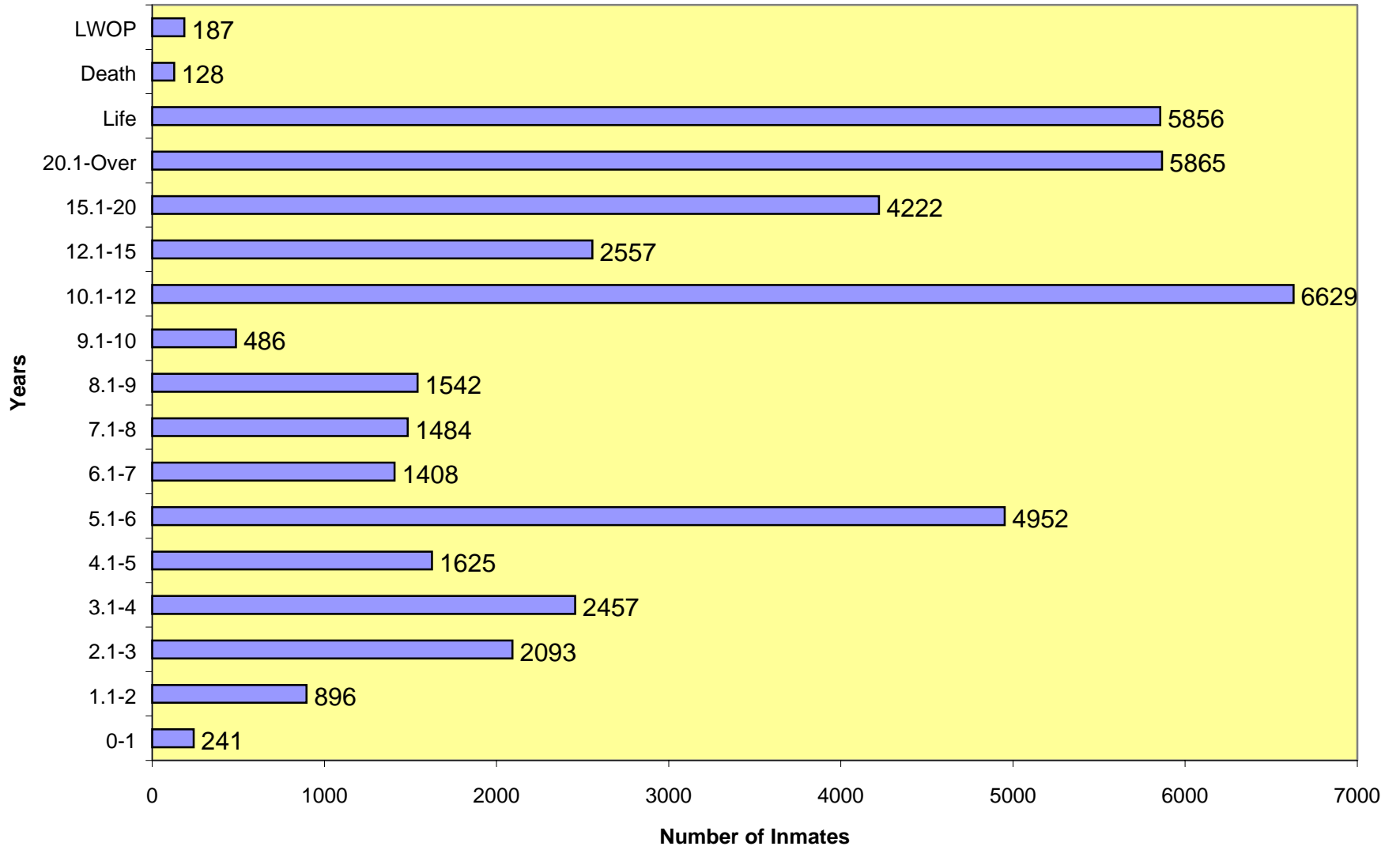
Active Inmate Population By Race and Sex



Active Inmates By Security Status



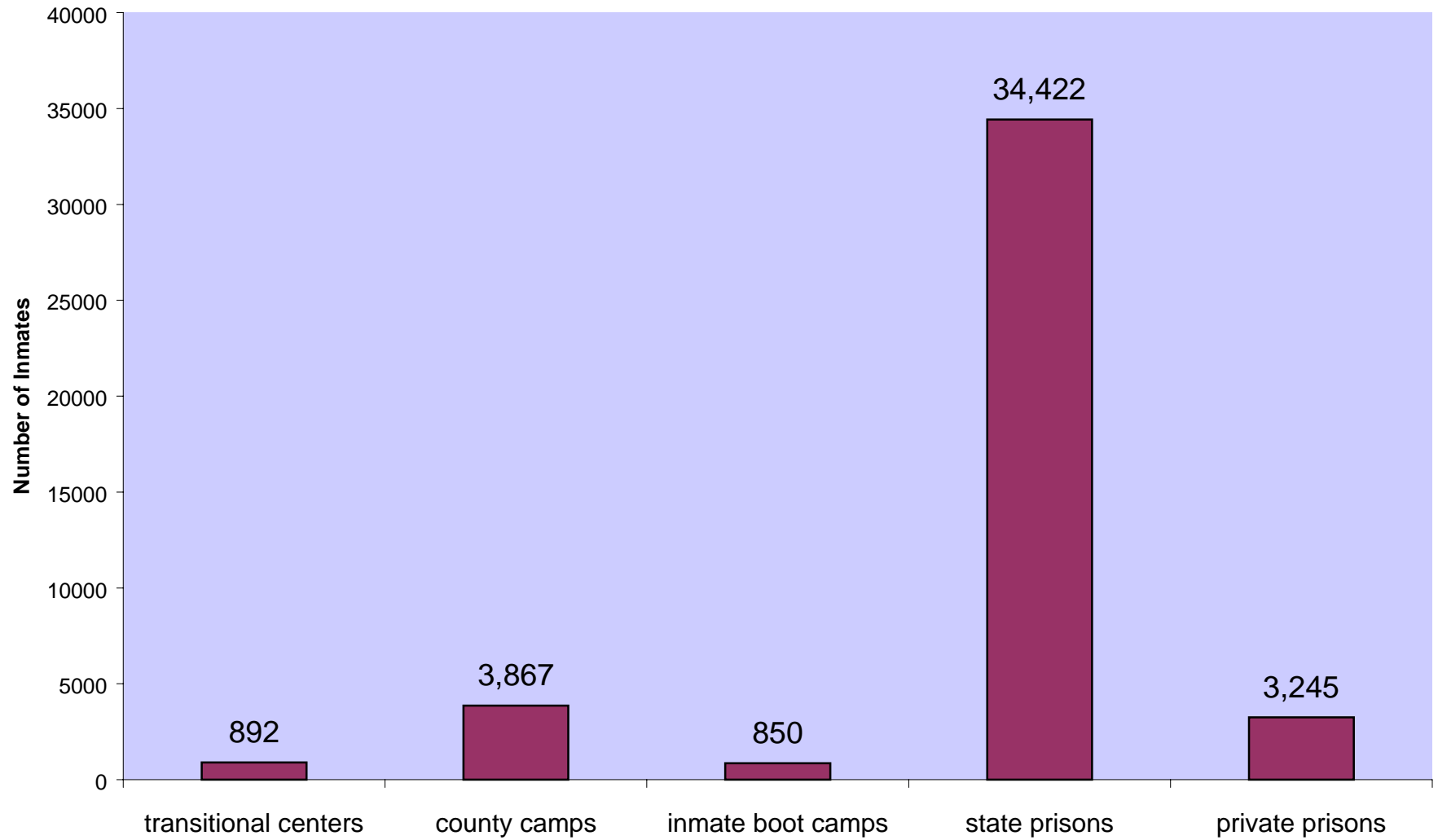
Active Inmates Prison Sentence In Years



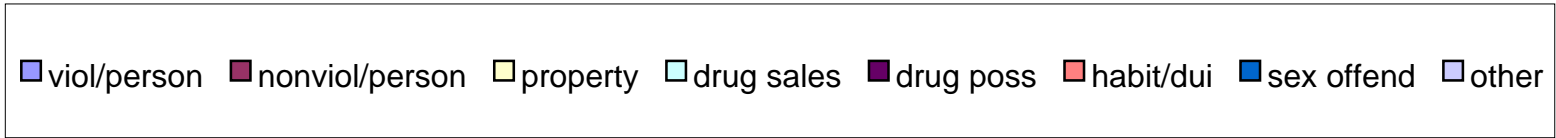
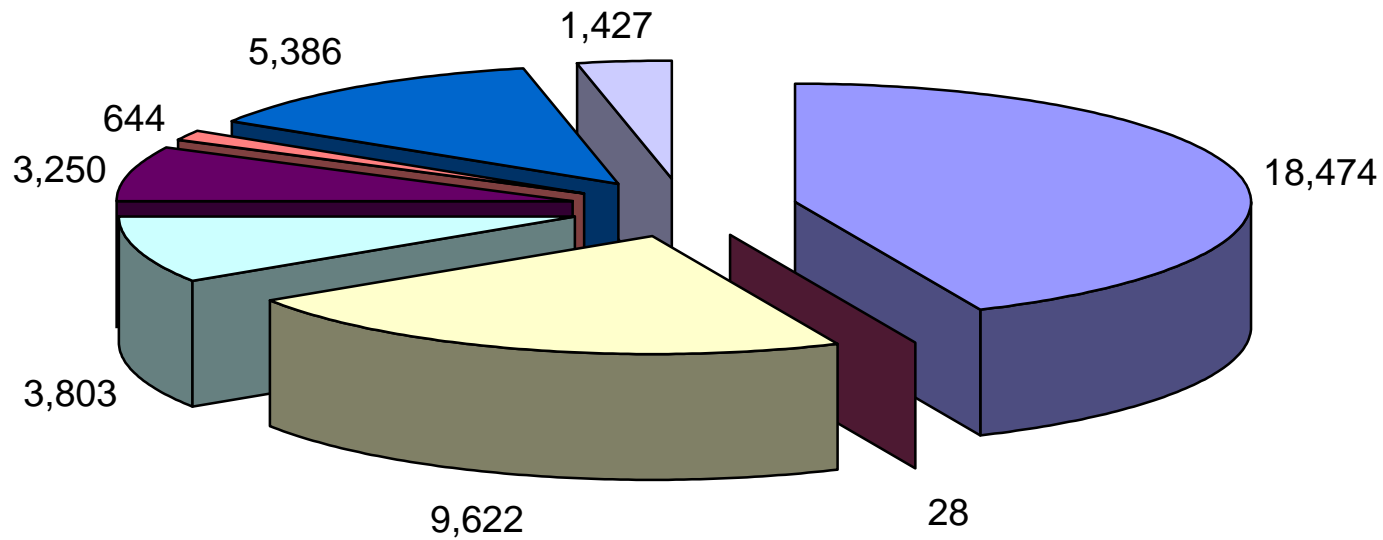
Active Inmates Who Have Probation To Follow Prison



Active Inmates Grouped By Institution



Active Inmates By Most Serious Crime Type



Inmate statistical profile

TABLE OF CONTENTS FOR ACTIVE PRISONERS EXCLUDING JAIL

| TITLE | PAGE |
|--|------|
| ----- | ---- |
| RACE AND SEX..... | 2 |
| Culture Fair IQ Scores..... | 3 |
| Self-Rpt Socioeconomic Class..... | 4 |
| Self-Rpt Environment To Age 16..... | 5 |
| Self-Rpt Education Level..... | 6 |
| Functional Reading Level (WRAT Scores).. | 7 |
| Functional Math Level (WRAT Scores).... | 8 |
| Functional Spelling Level (WRAT Scores). | 9 |
| Self-Rpt Guardian Status To Age 16..... | 10 |
| Self-Rpt Employment Status Before Prison | 11 |
| Self-Rpt Marital Status At Admission.... | 12 |
| Self-Rpt Number Of Children At Admission | 13 |
| Self-Rpt Religious Affiliation..... | 14 |
| Self-Rpt Family Behavior Patterns *.... | 15 |
| Inmate Diagnostic Behavior Problem *.... | 16 |
| Physical Profile (General Condition).... | 17 |
| Security Status..... | 18 |
| Number Of Sentences..... | 19 |
| Number Of Disciplinarys..... | 20 |
| Number Of Escapes..... | 21 |
| Number Of Prior Georgia Incarcerations * | 22 |
| Number Of Transfers..... | 23 |
| County Of Conviction..... | 24 |
| Circuit Of Conviction..... | 29 |
| Home County..... | 31 |
| Prison Sentence In Years..... | 36 |
| Probation To Follow Prison..... | 37 |
| Admission Type..... | 38 |
| Release Type..... | 39 |
| Inst By Group..... | 40 |
| Institution..... | 41 |
| Misdemeanors And Felonies..... | 44 |
| Crimes By Group..... | 45 |
| Most Serious Offense..... | 46 |
| Most Serious Crime Type..... | 53 |

Inmate statistical profile

Sample: ACTIVE PRISONERS EXCLUDING JAIL
 Active inmates 05/15/2000

Requestor: Statistics

RACE AND SEX by current age & sex

| RACE AND SEX | M E N | | | | | | | | W O M E N | | | | | | | | Grand Total % | | | | | |
|------------------|----------------|-----|----------------|-----|----------------|-----|----------------|-----|----------------|-----|----------------|-----|----------------|-----|----------------|-----|------------------|----------------|-------|------------------|-------|-----|
| | Age 00-21 % | | Age 22-39 % | | Age 40-54 % | | Age 55-99 % | | Men Total % | | Age 00-21 % | | Age 22-39 % | | Age 40-54 % | | | Age 55-99 % | | Women Total % | | |
| WHITE MALE | 1027 | 26 | 7648 | 30 | 3907 | 39 | 824 | 57 | 13406 | 33 | 0 | 0 | 0 | 0 | 0 | 0 | 0 | 0 | 0 | 0 | 13406 | 31 |
| NON WHITE MALE | 2870 | 74 | 17617 | 70 | 6132 | 61 | 616 | 43 | 27235 | 67 | 0 | 0 | 0 | 0 | 0 | 0 | 0 | 0 | 0 | 0 | 27235 | 63 |
| WHITE FEMALE | 0 | 0 | 0 | 0 | 0 | 0 | 0 | 0 | 0 | 0 | 83 | 47 | 692 | 40 | 267 | 40 | 37 | 56 | 1079 | 41 | 1079 | 2 |
| NON WHITE FEMALE | 0 | 0 | 0 | 0 | 0 | 0 | 0 | 0 | 0 | 0 | 95 | 53 | 1039 | 60 | 404 | 60 | 29 | 44 | 1567 | 59 | 1567 | 4 |
| Total reported | 3897 | 100 | 25265 | 100 | 10039 | 100 | 1440 | 100 | 40641 | 100 | 178 | 100 | 1731 | 100 | 671 | 100 | 66 | 100 | 2646 | 100 | 43287 | 100 |
| Percent reported | 100.0 | | 100.0 | | 100.0 | | 100.0 | | 100.0 | | 100.0 | | 100.0 | | 100.0 | | 100.0 | | 100.0 | | 100.0 | |
| NOT REPORTED | 0 | | 0 | | 0 | | 0 | | 0 | | 0 | | 0 | | 0 | | 0 | | 0 | | 0 | |
| Total | 3897 | | 25265 | | 10039 | | 1440 | | 40641 | | 178 | | 1731 | | 671 | | 66 | | 2646 | | 43287 | |
| AVERAGE AGE | 19.88 | | 30.35 | | 45.01 | | 60.92 | | 34.05 | | 19.83 | | 31.41 | | 44.36 | | 59.61 | | 34.61 | | 34.08 | |

Inmate statistical profile

Sample: ACTIVE PRISONERS EXCLUDING JAIL
Active inmates 05/15/2000

Requestor: Statistics

Culture Fair IQ Scores by current age & sex

| IQ Score | M E N | | | | | | | | W O M E N | | | | | | | | Grand Total % | | | | | |
|------------------|-------------|-------------|-------------|-------------|-------------|-------------|-------------|-------------|-------------|---------------|-------|-----|-------|-----|-------|-----|---------------|-----|-------|-----|-------|-----|
| | Age 00-21 % | Age 22-39 % | Age 40-54 % | Age 55-99 % | Men Total % | Age 00-21 % | Age 22-39 % | Age 40-54 % | Age 55-99 % | Women Total % | | | | | | | | | | | | |
| LESS THAN 70 | 112 | 3 | 1038 | 4 | 801 | 8 | 93 | 7 | 2044 | 5 | 6 | 3 | 216 | 13 | 185 | 29 | 20 | 33 | 427 | 17 | 2471 | 6 |
| 70 AND UP | 3626 | 97 | 23269 | 96 | 8685 | 92 | 1209 | 93 | 36789 | 95 | 168 | 97 | 1457 | 87 | 463 | 71 | 40 | 67 | 2128 | 83 | 38917 | 94 |
| Total reported | 3738 | 100 | 24307 | 100 | 9486 | 100 | 1302 | 100 | 38833 | 100 | 174 | 100 | 1673 | 100 | 648 | 100 | 60 | 100 | 2555 | 100 | 41388 | 100 |
| Percent reported | 95.9 | | 96.2 | | 94.5 | | 90.4 | | 95.6 | | 97.8 | | 96.6 | | 96.6 | | 90.9 | | 96.6 | | 95.6 | |
| NOT REPORTED | 159 | | 958 | | 553 | | 138 | | 1808 | | 4 | | 58 | | 23 | | 6 | | 91 | | 1899 | |
| Total | 3897 | | 25265 | | 10039 | | 1440 | | 40641 | | 178 | | 1731 | | 671 | | 66 | | 2646 | | 43287 | |
| AVERAGE IQ | 100.05 | | 99.67 | | 95.75 | | 93.13 | | 98.53 | | 99.83 | | 92.19 | | 84.64 | | 80.15 | | 90.51 | | 98.04 | |

Inmate statistical profile

Sample: ACTIVE PRISONERS EXCLUDING JAIL
Active inmates 05/15/2000

Requestor: Statistics

Self-Rpt Socioeconomic Class by current age & sex

| Socioeconomic Class | M E N | | | | | | | | W O M E N | | | | | | | | Grand Total % | | | | | |
|---------------------|-------------|-------------|-------------|-------------|-------|------|-------------|-------------|-------------|-------------|-------|-------|------|------|-----|------|---------------|------|------|------|-------|------|
| | Age 00-21 % | Age 22-39 % | Age 40-54 % | Age 55-99 % | Men | | Age 00-21 % | Age 22-39 % | Age 40-54 % | Age 55-99 % | Women | | | | | | | | | | | |
| WELFARE | 346 | 10 | 1922 | 8 | 629 | 7 | 80 | 6 | 2977 | 8 | 31 | 17 | 262 | 15 | 61 | 9 | 2 | 3 | 356 | 14 | 3333 | 8 |
| OCC EMPLOY | 428 | 12 | 2296 | 9 | 517 | 5 | 42 | 3 | 3283 | 8 | 1 | 1 | 14 | 1 | 6 | 1 | 3 | 5 | 24 | 1 | 3307 | 8 |
| MINIMUM STD | 1491 | 41 | 9223 | 38 | 3972 | 41 | 653 | 48 | 15339 | 40 | 48 | 27 | 619 | 36 | 275 | 41 | 33 | 52 | 975 | 37 | 16314 | 39 |
| MIDDLE | 1322 | 37 | 10652 | 44 | 4424 | 46 | 577 | 42 | 16975 | 44 | 91 | 51 | 757 | 44 | 305 | 46 | 22 | 35 | 1175 | 45 | 18150 | 44 |
| OTHER | 16 | 0 | 146 | 1 | 69 | 1 | 15 | 1 | 246 | 1 | 7 | 4 | 50 | 3 | 21 | 3 | 3 | 5 | 81 | 3 | 327 | 1 |
| Total reported | 3603 | 100 | 24239 | 100 | 9611 | 100 | 1367 | 100 | 38820 | 100 | 178 | 100 | 1702 | 100 | 668 | 100 | 63 | 100 | 2611 | 100 | 41431 | 100 |
| Percent reported | | 92.5 | | 95.9 | | 95.7 | | 94.9 | | 95.5 | | 100.0 | | 98.3 | | 99.6 | | 95.5 | | 98.7 | | 95.7 |
| NOT RPTD | 294 | | 1026 | | 428 | | 73 | | 1821 | | 0 | | 29 | | 3 | | 3 | | 35 | | 1856 | |
| Total | 3897 | | 25265 | | 10039 | | 1440 | | 40641 | | 178 | | 1731 | | 671 | | 66 | | 2646 | | 43287 | |

Inmate statistical profile

Sample: ACTIVE PRISONERS EXCLUDING JAIL
Active inmates 05/15/2000

Requestor: Statistics

Self-Rpt Environment To Age 16 by current age & sex

| Environment | M E N | | | | | | | | W O M E N | | | | | | | | Grand Total % | | | | | |
|------------------|----------------|-----|----------------|-----|----------------|-----|----------------|-----|----------------|-----|----------------|-----|----------------|-----|----------------|-----|------------------|----------------|------|------------------|-------|-----|
| | Age 00-21 % | | Age 22-39 % | | Age 40-54 % | | Age 55-99 % | | Men Total % | | Age 00-21 % | | Age 22-39 % | | Age 40-54 % | | | Age 55-99 % | | Women Total % | | |
| RURAL/FARM | 17 | 0 | 630 | 3 | 702 | 7 | 286 | 21 | 1635 | 4 | 2 | 1 | 62 | 4 | 49 | 7 | 14 | 23 | 127 | 5 | 1762 | 4 |
| RURAL/NFARM | 125 | 3 | 1660 | 7 | 710 | 7 | 115 | 8 | 2610 | 7 | 17 | 10 | 159 | 9 | 45 | 7 | 3 | 5 | 224 | 9 | 2834 | 7 |
| S.M.S.A | 1367 | 36 | 8879 | 36 | 3335 | 34 | 348 | 25 | 13929 | 35 | 38 | 21 | 338 | 20 | 144 | 22 | 11 | 18 | 531 | 20 | 14460 | 34 |
| URBAN | 846 | 22 | 4595 | 19 | 1586 | 16 | 160 | 12 | 7187 | 18 | 59 | 33 | 440 | 26 | 205 | 31 | 10 | 16 | 714 | 27 | 7901 | 19 |
| SMALL TOWN | 1396 | 37 | 8769 | 36 | 3362 | 34 | 477 | 34 | 14004 | 35 | 58 | 33 | 688 | 40 | 216 | 32 | 21 | 34 | 983 | 38 | 14987 | 36 |
| OTHER | 14 | 0 | 127 | 1 | 60 | 1 | 5 | 0 | 206 | 1 | 4 | 2 | 20 | 1 | 9 | 1 | 2 | 3 | 35 | 1 | 241 | 1 |
| Total reported | 3765 | 100 | 24660 | 100 | 9755 | 100 | 1391 | 100 | 39571 | 100 | 178 | 100 | 1707 | 100 | 668 | 100 | 61 | 100 | 2614 | 100 | 42185 | 100 |
| Percent reported | 96.6 | | 97.6 | | 97.2 | | 96.6 | | 97.4 | | 100.0 | | 98.6 | | 99.6 | | 92.4 | | 98.8 | | 97.5 | |
| NOT RPTD | 132 | | 605 | | 284 | | 49 | | 1070 | | 0 | | 24 | | 3 | | 5 | | 32 | | 1102 | |
| Total | 3897 | | 25265 | | 10039 | | 1440 | | 40641 | | 178 | | 1731 | | 671 | | 66 | | 2646 | | 43287 | |

Inmate statistical profile

Sample: ACTIVE PRISONERS EXCLUDING JAIL
Active inmates 05/15/2000

Requestor: Statistics

Self-Rpt Education Level by current age & sex

| Education Level | M E N | | | | | | | | W O M E N | | | | | | | | Grand Total % | | | | | |
|---------------------|-----------|-----|-----------|-----|-----------|-----|-----------|-----|-----------|-----|-----------|-----|-----------|-----|-----------|-----|---------------|-----------|-------|-------------|-------|-----|
| | Age 00-21 | | Age 22-39 | | Age 40-54 | | Age 55-99 | | Men Total | | Age 00-21 | | Age 22-39 | | Age 40-54 | | | Age 55-99 | | Women Total | | |
| LESS THAN GRADE 7 | 41 | 1 | 425 | 2 | 468 | 5 | 306 | 22 | 1240 | 3 | 1 | 1 | 20 | 1 | 22 | 3 | 13 | 20 | 56 | 2 | 1296 | 3 |
| GRADE 7 | 112 | 3 | 573 | 2 | 356 | 4 | 123 | 9 | 1164 | 3 | 5 | 3 | 51 | 3 | 19 | 3 | 1 | 2 | 76 | 3 | 1240 | 3 |
| GRADE 8 | 514 | 14 | 1964 | 8 | 847 | 9 | 138 | 10 | 3463 | 9 | 24 | 14 | 140 | 8 | 53 | 8 | 3 | 5 | 220 | 9 | 3683 | 9 |
| GRADE 9 | 950 | 25 | 3705 | 15 | 1204 | 12 | 141 | 10 | 6000 | 15 | 39 | 22 | 234 | 14 | 57 | 9 | 3 | 5 | 333 | 13 | 6333 | 15 |
| GRADE 10 | 1094 | 29 | 5314 | 21 | 1522 | 16 | 128 | 9 | 8058 | 20 | 45 | 26 | 276 | 16 | 81 | 12 | 9 | 14 | 411 | 16 | 8469 | 20 |
| GRADE 11 | 799 | 21 | 4930 | 20 | 1299 | 13 | 94 | 7 | 7122 | 18 | 36 | 20 | 284 | 17 | 80 | 12 | 5 | 8 | 405 | 16 | 7527 | 18 |
| GRADE 12 | 224 | 6 | 5344 | 22 | 2375 | 24 | 263 | 19 | 8206 | 21 | 12 | 7 | 292 | 17 | 140 | 21 | 14 | 22 | 458 | 18 | 8664 | 20 |
| MORE THAN GRADE 12 | 41 | 1 | 2496 | 10 | 1710 | 17 | 206 | 15 | 4453 | 11 | 14 | 8 | 383 | 23 | 201 | 31 | 16 | 25 | 614 | 24 | 5067 | 12 |
| Total reported | 3775 | 100 | 24751 | 100 | 9781 | 100 | 1399 | 100 | 39706 | 100 | 176 | 100 | 1680 | 100 | 653 | 100 | 64 | 100 | 2573 | 100 | 42279 | 100 |
| Percent reported | 96.9 | | 98.0 | | 97.4 | | 97.2 | | 97.7 | | 98.9 | | 97.1 | | 97.3 | | 97.0 | | 97.2 | | 97.7 | |
| NOT REPORTED | 122 | | 514 | | 258 | | 41 | | 935 | | 2 | | 51 | | 18 | | 2 | | 73 | | 1008 | |
| Total | 3897 | | 25265 | | 10039 | | 1440 | | 40641 | | 178 | | 1731 | | 671 | | 66 | | 2646 | | 43287 | |
| AVG EDUCATION LEVEL | 9.75 | | 11.08 | | 11.57 | | 9.75 | | 11.03 | | 10.75 | | 12.81 | | 13.50 | | 10.84 | | 12.79 | | 11.14 | |

* NOTE: THE FIELD LABELED "LESS THAN GRADE 7" WAS CORRECTED IN MARCH 1989: MISSING DATA FOR INMATES STILL IN DIAGNOSTICS NOW HAS BEEN REMOVED FROM THIS FIELD AND IDENTIFIED AS "NOT REPORTED" INFORMATION.

Inmate statistical profile

Sample: ACTIVE PRISONERS EXCLUDING JAIL
Active inmates 05/15/2000

Requestor: Statistics

Functional Reading Level (WRAT Scores) by current age & sex

| WRAT Reading Score | M E N | | | | | | | | W O M E N | | | | | | | | Grand Total % |
|--------------------|-------------|-------------|-------------|-------------|-------------|-------------|-------------|-------------|-------------|---------------|-----------|--|--|--|--|--|---------------|
| | Age 00-21 % | Age 22-39 % | Age 40-54 % | Age 55-99 % | Men Total % | Age 00-21 % | Age 22-39 % | Age 40-54 % | Age 55-99 % | Women Total % | | | | | | | |
| LESS THAN GRADE 6 | 1510 40 | 9560 39 | 4289 46 | 630 49 | 15989 41 | 41 24 | 451 27 | 212 33 | 20 33 | 724 28 | 16713 40 | | | | | | |
| 6TH THRU 8TH GRADE | 816 22 | 5392 22 | 2004 21 | 219 17 | 8431 22 | 36 21 | 326 19 | 111 17 | 11 18 | 484 19 | 8915 22 | | | | | | |
| GRADE 9 | 314 8 | 1974 8 | 618 7 | 83 6 | 2989 8 | 18 10 | 132 8 | 40 6 | 8 13 | 198 8 | 3187 8 | | | | | | |
| GRADE 10 | 175 5 | 1005 4 | 331 4 | 41 3 | 1552 4 | 11 6 | 61 4 | 25 4 | 2 3 | 99 4 | 1651 4 | | | | | | |
| GRADE 11 | 155 4 | 972 4 | 324 3 | 44 3 | 1495 4 | 2 1 | 65 4 | 28 4 | 2 3 | 97 4 | 1592 4 | | | | | | |
| GRADE 12 | 480 13 | 3579 15 | 1470 16 | 235 18 | 5764 15 | 12 7 | 128 8 | 36 6 | 4 7 | 180 7 | 5944 14 | | | | | | |
| MORE THAN GRADE 12 | 290 8 | 1854 8 | 358 4 | 42 3 | 2544 7 | 54 31 | 511 31 | 198 30 | 14 23 | 777 30 | 3321 8 | | | | | | |
| Total reported | 3740 100 | 24336 100 | 9394 100 | 1294 100 | 38764 100 | 174 100 | 1674 100 | 650 100 | 61 100 | 2559 100 | 41323 100 | | | | | | |
| Percent reported | 96.0 | 96.3 | 93.6 | 89.9 | 95.4 | 97.8 | 96.7 | 96.9 | 92.4 | 96.7 | 95.5 | | | | | | |
| NOT REPORTED | 157 | 929 | 645 | 146 | 1877 | 4 | 57 | 21 | 5 | 87 | 1964 | | | | | | |
| Total | 3897 | 25265 | 10039 | 1440 | 40641 | 178 | 1731 | 671 | 66 | 2646 | 43287 | | | | | | |
| AVG READING SCORE | 7.60 | 7.64 | 7.01 | 6.78 | 7.45 | 9.38 | 9.02 | 8.59 | 8.28 | 8.92 | 7.54 | | | | | | |

Inmate statistical profile

Sample: ACTIVE PRISONERS EXCLUDING JAIL
Active inmates 05/15/2000

Requestor: Statistics

Functional Math Level (WRAT Scores) by current age & sex

| WRAT Math Score | M E N | | | | | | | | W O M E N | | | | | | | | Grand Total % | | | | | |
|--------------------|-----------|-----|-----------|-----|-----------|-----|-----------|-----|-----------|-----|-----------|-----|-----------|-----|-----------|-----|---------------|-----------|------|-------------|-------|-----|
| | Age 00-21 | | Age 22-39 | | Age 40-54 | | Age 55-99 | | Men Total | | Age 00-21 | | Age 22-39 | | Age 40-54 | | | Age 55-99 | | Women Total | | |
| LESS THAN GRADE 6 | 1268 | 34 | 7673 | 32 | 3984 | 42 | 668 | 52 | 13593 | 35 | 35 | 20 | 458 | 27 | 262 | 40 | 26 | 43 | 781 | 31 | 14374 | 35 |
| 6TH THRU 8TH GRADE | 1853 | 50 | 11865 | 49 | 3558 | 38 | 360 | 28 | 17636 | 45 | 86 | 49 | 816 | 49 | 235 | 36 | 22 | 36 | 1159 | 45 | 18795 | 45 |
| GRADE 9 | 310 | 8 | 2094 | 9 | 667 | 7 | 86 | 7 | 3157 | 8 | 21 | 12 | 168 | 10 | 46 | 7 | 6 | 10 | 241 | 9 | 3398 | 8 |
| GRADE 10 | 159 | 4 | 1298 | 5 | 490 | 5 | 68 | 5 | 2015 | 5 | 18 | 10 | 113 | 7 | 40 | 6 | 3 | 5 | 174 | 7 | 2189 | 5 |
| GRADE 11 | 78 | 2 | 805 | 3 | 344 | 4 | 50 | 4 | 1277 | 3 | 10 | 6 | 67 | 4 | 29 | 4 | 2 | 3 | 108 | 4 | 1385 | 3 |
| GRADE 12 | 47 | 1 | 456 | 2 | 305 | 3 | 52 | 4 | 860 | 2 | 1 | 1 | 23 | 1 | 15 | 2 | 1 | 2 | 40 | 2 | 900 | 2 |
| MORE THAN GRADE 12 | 25 | 1 | 151 | 1 | 56 | 1 | 10 | 1 | 242 | 1 | 3 | 2 | 29 | 2 | 24 | 4 | 1 | 2 | 57 | 2 | 299 | 1 |
| Total reported | 3740 | 100 | 24342 | 100 | 9404 | 100 | 1294 | 100 | 38780 | 100 | 174 | 100 | 1674 | 100 | 651 | 100 | 61 | 100 | 2560 | 100 | 41340 | 100 |
| Percent reported | 96.0 | | 96.3 | | 93.7 | | 89.9 | | 95.4 | | 97.8 | | 96.7 | | 97.0 | | 92.4 | | 96.7 | | 95.5 | |
| NOT REPORTED | 157 | | 923 | | 635 | | 146 | | 1861 | | 4 | | 57 | | 20 | | 5 | | 86 | | 1947 | |
| Total | 3897 | | 25265 | | 10039 | | 1440 | | 40641 | | 178 | | 1731 | | 671 | | 66 | | 2646 | | 43287 | |
| AVG MATH SCORE | 6.82 | | 7.01 | | 6.63 | | 6.12 | | 6.87 | | 7.70 | | 7.31 | | 6.85 | | 6.25 | | 7.19 | | 6.89 | |

Inmate statistical profile

Sample: ACTIVE PRISONERS EXCLUDING JAIL
Active inmates 05/15/2000

Requestor: Statistics

Functional Spelling Level (WRAT Scores) by current age & sex

| WRAT Spelling Score | M E N | | | | | | | | W O M E N | | | | | | | | Grand Total % | | | | | |
|---------------------|-----------|-----|-----------|-----|-----------|-----|-----------|-----|-----------|-----|-----------|-----|-----------|-----|-----------|-----|---------------|-----------|------|-------------|-------|-----|
| | Age 00-21 | | Age 22-39 | | Age 40-54 | | Age 55-99 | | Men Total | | Age 00-21 | | Age 22-39 | | Age 40-54 | | | Age 55-99 | | Women Total | | |
| LESS THAN GRADE 6 | 1579 | 42 | 10886 | 45 | 5288 | 56 | 795 | 61 | 18548 | 48 | 39 | 22 | 441 | 26 | 218 | 33 | 22 | 36 | 720 | 28 | 19268 | 47 |
| 6TH THRU 8TH GRADE | 1219 | 33 | 6975 | 29 | 2196 | 23 | 261 | 20 | 10651 | 27 | 63 | 36 | 537 | 32 | 192 | 29 | 22 | 36 | 814 | 32 | 11465 | 28 |
| GRADE 9 | 287 | 8 | 1710 | 7 | 443 | 5 | 53 | 4 | 2493 | 6 | 15 | 9 | 161 | 10 | 41 | 6 | 4 | 7 | 221 | 9 | 2714 | 7 |
| GRADE 10 | 268 | 7 | 1680 | 7 | 425 | 5 | 46 | 4 | 2419 | 6 | 23 | 13 | 170 | 10 | 58 | 9 | 0 | 0 | 251 | 10 | 2670 | 6 |
| GRADE 11 | 127 | 3 | 846 | 3 | 230 | 2 | 28 | 2 | 1231 | 3 | 10 | 6 | 92 | 5 | 22 | 3 | 2 | 3 | 126 | 5 | 1357 | 3 |
| GRADE 12 | 180 | 5 | 1658 | 7 | 658 | 7 | 96 | 7 | 2592 | 7 | 9 | 5 | 72 | 4 | 21 | 3 | 1 | 2 | 103 | 4 | 2695 | 7 |
| MORE THAN GRADE 12 | 80 | 2 | 581 | 2 | 156 | 2 | 14 | 1 | 831 | 2 | 15 | 9 | 201 | 12 | 99 | 15 | 10 | 16 | 325 | 13 | 1156 | 3 |
| Total reported | 3740 | 100 | 24336 | 100 | 9396 | 100 | 1293 | 100 | 38765 | 100 | 174 | 100 | 1674 | 100 | 651 | 100 | 61 | 100 | 2560 | 100 | 41325 | 100 |
| Percent reported | 96.0 | | 96.3 | | 93.6 | | 89.8 | | 95.4 | | 97.8 | | 96.7 | | 97.0 | | 92.4 | | 96.7 | | 95.5 | |
| NOT REPORTED | 157 | | 929 | | 643 | | 147 | | 1876 | | 4 | | 57 | | 20 | | 5 | | 86 | | 1962 | |
| Total | 3897 | | 25265 | | 10039 | | 1440 | | 40641 | | 178 | | 1731 | | 671 | | 66 | | 2646 | | 43287 | |
| AVG SPELLING SCORE | 6.79 | | 6.75 | | 5.94 | | 5.47 | | 6.52 | | 8.44 | | 8.23 | | 7.71 | | 7.04 | | 8.09 | | 6.61 | |

Inmate statistical profile

Sample: ACTIVE PRISONERS EXCLUDING JAIL
Active inmates 05/15/2000

Requestor: Statistics

Self-Rpt Guardian Status To Age 16 by current age & sex

| Guardian Status | M E N | | | | | | | | W O M E N | | | | | | | | Grand Total | % | | | | |
|------------------|-----------|------|-----------|------|-----------|------|-----------|------|-----------|------|-----------|-------|-----------|------|-----------|------|-------------|------|-----------|------|-------------|------|
| | Age 00-21 | % | Age 22-39 | % | Age 40-54 | % | Age 55-99 | % | Men Total | % | Age 00-21 | % | Age 22-39 | % | Age 40-54 | % | | | Age 55-99 | % | Women Total | % |
| ORPHANAGE | 7 | 0 | 27 | 0 | 21 | 0 | 8 | 1 | 63 | 0 | 0 | 0 | 0 | 0 | 2 | 0 | 0 | 0 | 2 | 0 | 65 | 0 |
| FATHER ONLY | 127 | 3 | 654 | 3 | 228 | 2 | 21 | 2 | 1030 | 3 | 3 | 2 | 58 | 3 | 23 | 3 | 3 | 5 | 87 | 3 | 1117 | 3 |
| FTR MTR HD | 236 | 6 | 1349 | 5 | 525 | 5 | 61 | 4 | 2171 | 5 | 3 | 2 | 54 | 3 | 26 | 4 | 0 | 0 | 83 | 3 | 2254 | 5 |
| MOTHER ONLY | 1967 | 52 | 10635 | 43 | 3007 | 31 | 302 | 22 | 15911 | 40 | 81 | 46 | 714 | 42 | 208 | 31 | 20 | 31 | 1023 | 39 | 16934 | 40 |
| MTR FTR HD | 846 | 22 | 8207 | 33 | 4589 | 47 | 826 | 59 | 14468 | 36 | 52 | 29 | 589 | 34 | 317 | 48 | 33 | 52 | 991 | 38 | 15459 | 36 |
| OTH FEMALE | 70 | 2 | 532 | 2 | 262 | 3 | 42 | 3 | 906 | 2 | 9 | 5 | 52 | 3 | 16 | 2 | 2 | 3 | 79 | 3 | 985 | 2 |
| OTH MALE | 20 | 1 | 76 | 0 | 37 | 0 | 6 | 0 | 139 | 0 | 0 | 0 | 6 | 0 | 4 | 1 | 0 | 0 | 10 | 0 | 149 | 0 |
| STEP-PARNTS | 61 | 2 | 451 | 2 | 142 | 1 | 16 | 1 | 670 | 2 | 1 | 1 | 5 | 0 | 4 | 1 | 0 | 0 | 10 | 0 | 680 | 2 |
| FOSTER HOME | 46 | 1 | 233 | 1 | 129 | 1 | 15 | 1 | 423 | 1 | 2 | 1 | 41 | 2 | 9 | 1 | 2 | 3 | 54 | 2 | 477 | 1 |
| GRAND PRNTS | 328 | 9 | 2063 | 8 | 649 | 7 | 89 | 6 | 3129 | 8 | 25 | 14 | 178 | 10 | 49 | 7 | 4 | 6 | 256 | 10 | 3385 | 8 |
| OTHER | 72 | 2 | 543 | 2 | 205 | 2 | 12 | 1 | 832 | 2 | 2 | 1 | 18 | 1 | 9 | 1 | 0 | 0 | 29 | 1 | 861 | 2 |
| Total reported | 3780 | 100 | 24770 | 100 | 9794 | 100 | 1398 | 100 | 39742 | 100 | 178 | 100 | 1715 | 100 | 667 | 100 | 64 | 100 | 2624 | 100 | 42366 | 100 |
| Percent reported | | 97.0 | | 98.0 | | 97.6 | | 97.1 | | 97.8 | | 100.0 | | 99.1 | | 99.4 | | 97.0 | | 99.2 | | 97.9 |
| NOT RPTD | 117 | | 495 | | 245 | | 42 | | 899 | | 0 | | 16 | | 4 | | 2 | | 22 | | 921 | |
| Total | 3897 | | 25265 | | 10039 | | 1440 | | 40641 | | 178 | | 1731 | | 671 | | 66 | | 2646 | | 43287 | |

Inmate statistical profile

Sample: ACTIVE PRISONERS EXCLUDING JAIL
Active inmates 05/15/2000

Requestor: Statistics

Self-Rpt Employment Status Before Prison by current age & sex

| Employment | M E N | | | | | | | | W O M E N | | | | | | | | Grand Total % |
|------------------|-------------|-------------|-------------|-------------|-------------|-------------|-------------|-------------|-------------|---------------|-----------|--|--|--|--|--|---------------|
| | Age 00-21 % | Age 22-39 % | Age 40-54 % | Age 55-99 % | Men Total % | Age 00-21 % | Age 22-39 % | Age 40-54 % | Age 55-99 % | Women Total % | | | | | | | |
| FULL TIME | 1188 33 | 12806 54 | 5149 55 | 532 42 | 19675 52 | 53 31 | 553 35 | 199 33 | 17 30 | 822 34 | 20497 51 | | | | | | |
| PART TIME | 352 10 | 1971 8 | 628 7 | 78 6 | 3029 8 | 18 11 | 102 6 | 42 7 | 3 5 | 165 7 | 3194 8 | | | | | | |
| UNEMPL < 6M | 426 12 | 3101 13 | 1072 11 | 133 10 | 4732 12 | 36 21 | 322 21 | 122 20 | 10 18 | 490 20 | 5222 13 | | | | | | |
| UNEMPL > 6M | 425 12 | 4034 17 | 1757 19 | 289 23 | 6505 17 | 25 15 | 346 22 | 149 25 | 17 30 | 537 22 | 7042 17 | | | | | | |
| NEVER WORKD | 948 27 | 1202 5 | 81 1 | 6 0 | 2237 6 | 26 15 | 133 8 | 15 2 | 4 7 | 178 7 | 2415 6 | | | | | | |
| STUDENT | 213 6 | 112 0 | 12 0 | 2 0 | 339 1 | 11 7 | 11 1 | 4 1 | 0 0 | 26 1 | 365 1 | | | | | | |
| INCAPABLE | 22 1 | 548 2 | 638 7 | 240 19 | 1448 4 | 0 0 | 103 7 | 75 12 | 6 11 | 184 8 | 1632 4 | | | | | | |
| OTHER | 0 0 | 0 0 | 0 0 | 0 0 | 0 0 | 0 0 | 0 0 | 0 0 | 0 0 | 0 0 | 0 0 | | | | | | |
| Total reported | 3574 100 | 23774 100 | 9337 100 | 1280 100 | 37965 100 | 169 100 | 1570 100 | 606 100 | 57 100 | 2402 100 | 40367 100 | | | | | | |
| Percent reported | 91.7 | 94.1 | 93.0 | 88.9 | 93.4 | 94.9 | 90.7 | 90.3 | 86.4 | 90.8 | 93.3 | | | | | | |
| NOT RPTD | 323 | 1491 | 702 | 160 | 2676 | 9 | 161 | 65 | 9 | 244 | 2920 | | | | | | |
| Total | 3897 | 25265 | 10039 | 1440 | 40641 | 178 | 1731 | 671 | 66 | 2646 | 43287 | | | | | | |

* NOTE: THE FIELD LABELD "OTHER" WAS CORRECTED IN APRIL 1989; INMATES CODED "PRE-OTIS NOT REPORTED" NOW HAVE BEEN REMOVED FROM THIS FIELD AND IDENTIFIED AS "NOT REPORTED".

Inmate statistical profile

Sample: ACTIVE PRISONERS EXCLUDING JAIL
Active inmates 05/15/2000

Requestor: Statistics

Self-Rpt Marital Status At Admission by current age & sex

| Marital Status | M E N | | | | | | | | W O M E N | | | | | | | | Grand Total % | | | | | |
|------------------|-------------|-----|-------------|-----|-------------|-----|-------------|-----|-------------|-----|-------------|-----|-------------|-----|-------------|-----|---------------|-------------|------|---------------|-------|-----|
| | Age 00-21 % | | Age 22-39 % | | Age 40-54 % | | Age 55-99 % | | Men Total % | | Age 00-21 % | | Age 22-39 % | | Age 40-54 % | | | Age 55-99 % | | Women Total % | | |
| SINGLE | 3555 | 94 | 16092 | 65 | 3416 | 35 | 197 | 14 | 23260 | 58 | 161 | 90 | 945 | 55 | 209 | 31 | 8 | 13 | 1323 | 50 | 24583 | 58 |
| MARRIED | 66 | 2 | 2883 | 12 | 1914 | 20 | 420 | 30 | 5283 | 13 | 5 | 3 | 246 | 14 | 104 | 16 | 9 | 14 | 364 | 14 | 5647 | 13 |
| SEPARATED | 15 | 0 | 1057 | 4 | 922 | 9 | 152 | 11 | 2146 | 5 | 1 | 1 | 174 | 10 | 94 | 14 | 6 | 9 | 275 | 10 | 2421 | 6 |
| DIVORCED | 8 | 0 | 1857 | 7 | 2171 | 22 | 387 | 28 | 4423 | 11 | 2 | 1 | 204 | 12 | 154 | 23 | 14 | 22 | 374 | 14 | 4797 | 11 |
| WIDOWED | 5 | 0 | 106 | 0 | 221 | 2 | 127 | 9 | 459 | 1 | 1 | 1 | 38 | 2 | 61 | 9 | 24 | 38 | 124 | 5 | 583 | 1 |
| COMMON LAW | 137 | 4 | 2827 | 11 | 1156 | 12 | 121 | 9 | 4241 | 11 | 8 | 4 | 111 | 6 | 46 | 7 | 3 | 5 | 168 | 6 | 4409 | 10 |
| OTHER | 1 | 0 | 6 | 0 | 2 | 0 | 2 | 0 | 11 | 0 | 0 | 0 | 2 | 0 | 1 | 0 | 0 | 0 | 3 | 0 | 14 | 0 |
| Total reported | 3787 | 100 | 24828 | 100 | 9802 | 100 | 1406 | 100 | 39823 | 100 | 178 | 100 | 1720 | 100 | 669 | 100 | 64 | 100 | 2631 | 100 | 42454 | 100 |
| Percent reported | 97.2 | | 98.3 | | 97.6 | | 97.6 | | 98.0 | | 100.0 | | 99.4 | | 99.7 | | 97.0 | | 99.4 | | 98.1 | |
| NOT RPTD | 110 | | 437 | | 237 | | 34 | | 818 | | 0 | | 11 | | 2 | | 2 | | 15 | | 833 | |
| Total | 3897 | | 25265 | | 10039 | | 1440 | | 40641 | | 178 | | 1731 | | 671 | | 66 | | 2646 | | 43287 | |

Inmate statistical profile

Sample: ACTIVE PRISONERS EXCLUDING JAIL
Active inmates 05/15/2000

Requestor: Statistics

Self-Rpt Number Of Children At Admission by current age & sex

| Number Of Children | M E N | | | | | | | | W O M E N | | | | | | | | Grand Total % | | | | | |
|----------------------|-------------|-------------|-------------|-------------|-------------|-------------|-------------|-------------|-------------|---------------|------|-----|------|-----|------|-----|---------------|-----|------|-----|-------|-----|
| | Age 00-21 % | Age 22-39 % | Age 40-54 % | Age 55-99 % | Men Total % | Age 00-21 % | Age 22-39 % | Age 40-54 % | Age 55-99 % | Women Total % | | | | | | | | | | | | |
| NO CHILDREN | 0 | 0 | 934 | 6 | 420 | 6 | 63 | 5 | 1417 | 6 | 0 | 0 | 8 | 1 | 7 | 1 | 2 | 3 | 17 | 1 | 1434 | 5 |
| ONE CHILD | 717 | 76 | 6241 | 41 | 2113 | 29 | 218 | 18 | 9289 | 37 | 44 | 57 | 341 | 24 | 104 | 18 | 5 | 8 | 494 | 23 | 9783 | 36 |
| TWO CHILDREN | 175 | 18 | 4182 | 27 | 2005 | 27 | 278 | 23 | 6640 | 27 | 25 | 32 | 422 | 30 | 172 | 30 | 17 | 29 | 636 | 30 | 7276 | 27 |
| THREE CHILDREN | 44 | 5 | 2221 | 14 | 1368 | 19 | 233 | 19 | 3866 | 16 | 6 | 8 | 332 | 23 | 160 | 27 | 18 | 31 | 516 | 24 | 4382 | 16 |
| FOUR CHILDREN | 8 | 1 | 1011 | 7 | 731 | 10 | 144 | 12 | 1894 | 8 | 2 | 3 | 165 | 12 | 82 | 14 | 8 | 14 | 257 | 12 | 2151 | 8 |
| FIVE CHILDREN | 4 | 0 | 406 | 3 | 380 | 5 | 98 | 8 | 888 | 4 | 0 | 0 | 100 | 7 | 27 | 5 | 3 | 5 | 130 | 6 | 1018 | 4 |
| MORE THAN 5 CHILDREN | 0 | 0 | 325 | 2 | 367 | 5 | 171 | 14 | 863 | 3 | 0 | 0 | 51 | 4 | 30 | 5 | 6 | 10 | 87 | 4 | 950 | 4 |
| Total reported | 948 | 100 | 15320 | 100 | 7384 | 100 | 1205 | 100 | 24857 | 100 | 77 | 100 | 1419 | 100 | 582 | 100 | 59 | 100 | 2137 | 100 | 26994 | 100 |
| Percent reported | 24.3 | | 60.6 | | 73.6 | | 83.7 | | 61.2 | | 43.3 | | 82.0 | | 86.7 | | 89.4 | | 80.8 | | 62.4 | |
| NOT REPORTED | 2949 | | 9945 | | 2655 | | 235 | | 15784 | | 101 | | 312 | | 89 | | 7 | | 509 | | 16293 | |
| Total | 3897 | | 25265 | | 10039 | | 1440 | | 40641 | | 178 | | 1731 | | 671 | | 66 | | 2646 | | 43287 | |
| AVG NUM CHILDREN | 1.32 | | 1.95 | | 2.41 | | 3.19 | | 2.13 | | 1.56 | | 2.59 | | 2.75 | | 3.08 | | 2.61 | | 2.16 | |

* NOTE: THE FIELD LABELED "NO CHILDREN" WAS CORRECTED IN MARCH 1989: MISSING DATA FOR INMATES STILL IN DIAGNOSTICS NOW HAS BEEN REMOVED FROM THIS FIELD AND IDENTIFIED AS "NOT REPORTED" INFORMATION.

Inmate statistical profile

Sample: ACTIVE PRISONERS EXCLUDING JAIL
Active inmates 05/15/2000

Requestor: Statistics

Self-Rpt Religious Affiliation by current age & sex

| Religion | M E N | | | | | | | | W O M E N | | | | | | | | Grand Total | % | | | | |
|------------------|-----------|-----|-----------|-----|-----------|-----|-----------|-----|-----------|-----|-----------|-----|-----------|-----|-----------|-----|-------------|-----|-----------|-----|-------------|-----|
| | Age 00-21 | % | Age 22-39 | % | Age 40-54 | % | Age 55-99 | % | Men Total | % | Age 00-21 | % | Age 22-39 | % | Age 40-54 | % | | | Age 55-99 | % | Women Total | % |
| ISLAM | 76 | 2 | 925 | 4 | 298 | 3 | 25 | 2 | 1324 | 3 | 4 | 2 | 12 | 1 | 3 | 0 | 0 | 0 | 19 | 1 | 1343 | 3 |
| CATHOLIC | 115 | 3 | 865 | 4 | 333 | 3 | 61 | 4 | 1374 | 4 | 4 | 2 | 74 | 4 | 28 | 4 | 4 | 6 | 110 | 4 | 1484 | 4 |
| BAPTIST | 1699 | 45 | 12631 | 52 | 5777 | 60 | 808 | 59 | 20915 | 54 | 104 | 59 | 1076 | 63 | 428 | 65 | 39 | 63 | 1647 | 63 | 22562 | 54 |
| METHODIST | 57 | 2 | 535 | 2 | 381 | 4 | 83 | 6 | 1056 | 3 | 7 | 4 | 65 | 4 | 34 | 5 | 5 | 8 | 111 | 4 | 1167 | 3 |
| EPISCOPLN | 6 | 0 | 42 | 0 | 17 | 0 | 6 | 0 | 71 | 0 | 0 | 0 | 6 | 0 | 5 | 1 | 0 | 0 | 11 | 0 | 82 | 0 |
| PRESBYTRN | 6 | 0 | 46 | 0 | 31 | 0 | 11 | 1 | 94 | 0 | 0 | 0 | 2 | 0 | 2 | 0 | 2 | 3 | 6 | 0 | 100 | 0 |
| CHC OF GOD | 28 | 1 | 296 | 1 | 135 | 1 | 24 | 2 | 483 | 1 | 2 | 1 | 26 | 2 | 15 | 2 | 1 | 2 | 44 | 2 | 527 | 1 |
| HOLINESS | 64 | 2 | 982 | 4 | 480 | 5 | 75 | 5 | 1601 | 4 | 12 | 7 | 186 | 11 | 69 | 10 | 2 | 3 | 269 | 10 | 1870 | 4 |
| JEWISH | 1 | 0 | 18 | 0 | 11 | 0 | 3 | 0 | 33 | 0 | 1 | 1 | 1 | 0 | 0 | 0 | 0 | 0 | 2 | 0 | 35 | 0 |
| ANGLICAN | 0 | 0 | 7 | 0 | 2 | 0 | 0 | 0 | 9 | 0 | 0 | 0 | 1 | 0 | 0 | 0 | 0 | 0 | 1 | 0 | 10 | 0 |
| GRK ORTHDX | 0 | 0 | 1 | 0 | 2 | 0 | 0 | 0 | 3 | 0 | 0 | 0 | 0 | 0 | 0 | 0 | 0 | 0 | 0 | 0 | 3 | 0 |
| HINDU | 0 | 0 | 3 | 0 | 0 | 0 | 0 | 0 | 3 | 0 | 0 | 0 | 0 | 0 | 0 | 0 | 0 | 0 | 0 | 0 | 3 | 0 |
| BUDDHIST | 5 | 0 | 21 | 0 | 3 | 0 | 0 | 0 | 29 | 0 | 1 | 1 | 0 | 0 | 0 | 0 | 0 | 0 | 1 | 0 | 30 | 0 |
| TAOIST | 0 | 0 | 2 | 0 | 1 | 0 | 0 | 0 | 3 | 0 | 0 | 0 | 0 | 0 | 0 | 0 | 0 | 0 | 0 | 0 | 3 | 0 |
| SHINTOIST | 3 | 0 | 9 | 0 | 0 | 0 | 0 | 0 | 12 | 0 | 0 | 0 | 1 | 0 | 0 | 0 | 0 | 0 | 1 | 0 | 13 | 0 |
| SEVEN D AD | 10 | 0 | 56 | 0 | 35 | 0 | 9 | 1 | 110 | 0 | 0 | 0 | 10 | 1 | 2 | 0 | 0 | 0 | 12 | 0 | 122 | 0 |
| JEHOVAH WT | 29 | 1 | 220 | 1 | 58 | 1 | 6 | 0 | 313 | 1 | 0 | 0 | 15 | 1 | 5 | 1 | 1 | 2 | 21 | 1 | 334 | 1 |
| LATR DAY S | 3 | 0 | 26 | 0 | 9 | 0 | 3 | 0 | 41 | 0 | 0 | 0 | 2 | 0 | 1 | 0 | 0 | 0 | 3 | 0 | 44 | 0 |
| QUAKER | 0 | 0 | 0 | 0 | 0 | 0 | 0 | 0 | 0 | 0 | 0 | 0 | 0 | 0 | 0 | 0 | 0 | 0 | 0 | 0 | 0 | 0 |
| OTHER PROD | 396 | 11 | 1905 | 8 | 464 | 5 | 90 | 7 | 2855 | 7 | 25 | 14 | 108 | 6 | 42 | 6 | 5 | 8 | 180 | 7 | 3035 | 7 |
| NONE | 965 | 26 | 4241 | 17 | 1021 | 11 | 90 | 7 | 6317 | 16 | 3 | 2 | 26 | 2 | 4 | 1 | 0 | 0 | 33 | 1 | 6350 | 15 |
| OTHER | 284 | 8 | 1543 | 6 | 530 | 6 | 81 | 6 | 2438 | 6 | 14 | 8 | 94 | 6 | 25 | 4 | 3 | 5 | 136 | 5 | 2574 | 6 |
| Total reported | 3747 | 100 | 24374 | 100 | 9588 | 100 | 1375 | 100 | 39084 | 100 | 177 | 100 | 1705 | 100 | 663 | 100 | 62 | 100 | 2607 | 100 | 41691 | 100 |
| Percent reported | 96.2 | | 96.5 | | 95.5 | | 95.5 | | 96.2 | | 99.4 | | 98.5 | | 98.8 | | 93.9 | | 98.5 | | 96.3 | |
| NOT RPTD | 150 | | 891 | | 451 | | 65 | | 1557 | | 1 | | 26 | | 8 | | 4 | | 39 | | 1596 | |
| Total | 3897 | | 25265 | | 10039 | | 1440 | | 40641 | | 178 | | 1731 | | 671 | | 66 | | 2646 | | 43287 | |

Inmate statistical profile

Sample: ACTIVE PRISONERS EXCLUDING JAIL
Active inmates 05/15/2000

Requestor: Statistics

Self-Rpt Family Behavior Patterns * by current age & sex

| Family Behavior | M E N | | | | | | | | W O M E N | | | | | | | | Grand Total % |
|------------------|-------------|-------------|-------------|-------------|-------------|-------------|-------------|-------------|-------------|---------------|-----------|--|--|--|--|--|---------------|
| | Age 00-21 % | Age 22-39 % | Age 40-54 % | Age 55-99 % | Men Total % | Age 00-21 % | Age 22-39 % | Age 40-54 % | Age 55-99 % | Women Total % | | | | | | | |
| CRIMINLTY | 1131 24 | 7171 25 | 2803 26 | 280 24 | 11385 25 | 63 16 | 626 16 | 242 18 | 15 18 | 946 17 | 12331 24 | | | | | | |
| ALCOHOLISM | 404 9 | 3423 12 | 1732 16 | 204 18 | 5763 13 | 37 9 | 504 13 | 189 14 | 12 14 | 742 13 | 6505 13 | | | | | | |
| DRUG ABUSE | 349 7 | 1901 7 | 607 6 | 34 3 | 2891 6 | 35 9 | 326 8 | 116 9 | 2 2 | 479 8 | 3370 7 | | | | | | |
| DOMINERING | 9 0 | 76 0 | 43 0 | 7 1 | 135 0 | 38 10 | 475 12 | 179 14 | 14 16 | 706 13 | 841 2 | | | | | | |
| MIGRANT | 40 1 | 303 1 | 138 1 | 7 1 | 488 1 | 1 0 | 14 0 | 4 0 | 0 0 | 19 0 | 507 1 | | | | | | |
| INFL BTGS | 61 1 | 869 3 | 427 4 | 81 7 | 1438 3 | 23 6 | 261 7 | 107 8 | 8 9 | 399 7 | 1837 4 | | | | | | |
| PERMISSIVE | 15 0 | 51 0 | 35 0 | 5 0 | 106 0 | 37 9 | 227 6 | 61 5 | 2 2 | 327 6 | 433 1 | | | | | | |
| FATH ABSNT | 2074 45 | 11945 41 | 3583 34 | 380 33 | 17982 39 | 100 25 | 864 22 | 243 18 | 21 25 | 1228 22 | 19210 37 | | | | | | |
| MOTH ABSNT | 486 10 | 2936 10 | 1038 10 | 131 11 | 4591 10 | 32 8 | 245 6 | 82 6 | 7 8 | 366 6 | 4957 10 | | | | | | |
| NONE | 91 2 | 486 2 | 228 2 | 22 2 | 827 2 | 31 8 | 306 8 | 91 7 | 4 5 | 432 8 | 1259 2 | | | | | | |
| Total reported | 4660 100 | 29161 100 | 10634 100 | 1151 100 | 45606 100 | 397 100 | 3848 100 | 1314 100 | 85 100 | 5644 100 | 51250 100 | | | | | | |
| Percent reported | 72.7 | 69.0 | 63.8 | 51.2 | 67.5 | 87.6 | 85.8 | 82.0 | 63.6 | 84.4 | 68.5 | | | | | | |
| OTHER | 1065 | 7820 | 3639 | 703 | 13227 | 22 | 246 | 121 | 24 | 413 | 13640 | | | | | | |
| Total | 3897 | 25265 | 10039 | 1440 | 40641 | 178 | 1731 | 671 | 66 | 2646 | 43287 | | | | | | |

* NOTE: SINCE THERE CAN BE UP TO FIVE BEHAVIOR CODES PER INMATE, THE NUMBER OF CASES REPORTED IN THE DETAIL LINES AND THE TOTAL REPORTED LINE MAY EXCEED THE TOTAL NUMBER OF CASES. IN SHORT, THIS TABLE COUNTS THE NUMBER OF BEHAVIOR PROBLEMS, NOT INMATES.

Inmate statistical profile

Sample: ACTIVE PRISONERS EXCLUDING JAIL
Active inmates 05/15/2000

Requestor: Statistics

Inmate Diagnostic Behavior Problem * by current age & sex

| Diagnostic Problem | M E N | | | | | | | | W O M E N | | | | | | | | Grand Total % |
|--------------------|-------------|-------------|-------------|-------------|-------------|-------------|-------------|-------------|-------------|---------------|-----------|--|--|--|--|--|---------------|
| | Age 00-21 % | Age 22-39 % | Age 40-54 % | Age 55-99 % | Men Total % | Age 00-21 % | Age 22-39 % | Age 40-54 % | Age 55-99 % | Women Total % | | | | | | | |
| ALCOHOLIC | 29 0 | 1062 2 | 898 5 | 156 7 | 2145 3 | 5 2 | 198 6 | 91 7 | 6 6 | 300 6 | 2445 3 | | | | | | |
| ALCOH ABSE | 638 10 | 6042 14 | 2871 16 | 356 17 | 9907 14 | 19 7 | 370 11 | 142 11 | 15 15 | 546 11 | 10453 14 | | | | | | |
| DRUG EXP | 1379 22 | 8256 19 | 2927 16 | 172 8 | 12734 18 | 30 11 | 245 7 | 94 7 | 5 5 | 374 8 | 13108 17 | | | | | | |
| DRUG ABSE | 1172 18 | 8380 19 | 3376 19 | 149 7 | 13077 18 | 55 20 | 909 28 | 326 26 | 12 12 | 1302 26 | 14379 19 | | | | | | |
| NARC ADDCT | 28 0 | 619 1 | 395 2 | 22 1 | 1064 2 | 1 0 | 43 1 | 34 3 | 2 2 | 80 2 | 1144 2 | | | | | | |
| EPILEPTIC | 29 0 | 280 1 | 178 1 | 28 1 | 515 1 | 5 2 | 69 2 | 31 2 | 4 4 | 109 2 | 624 1 | | | | | | |
| MANIPULTVE | 668 11 | 3444 8 | 954 5 | 110 5 | 5176 7 | 4 1 | 74 2 | 40 3 | 4 4 | 122 2 | 5298 7 | | | | | | |
| ASSAULTIVE | 1495 24 | 9013 20 | 3449 19 | 506 24 | 14463 20 | 61 22 | 571 17 | 196 16 | 16 16 | 844 17 | 15307 20 | | | | | | |
| ESCAPE TEND | 85 1 | 1040 2 | 632 4 | 83 4 | 1840 3 | 6 2 | 106 3 | 34 3 | 0 0 | 146 3 | 1986 3 | | | | | | |
| SUICIDAL | 130 2 | 1071 2 | 402 2 | 38 2 | 1641 2 | 14 5 | 163 5 | 58 5 | 4 4 | 239 5 | 1880 2 | | | | | | |
| WITHDRAWN | 10 0 | 160 0 | 68 0 | 15 1 | 253 0 | 13 5 | 70 2 | 26 2 | 1 1 | 110 2 | 363 0 | | | | | | |
| PR RLTY CT | 23 0 | 362 1 | 219 1 | 21 1 | 625 1 | 8 3 | 81 2 | 34 3 | 2 2 | 125 3 | 750 1 | | | | | | |
| HOMOSEXUAL | 12 0 | 138 0 | 64 0 | 15 1 | 229 0 | 8 3 | 122 4 | 18 1 | 0 0 | 148 3 | 377 0 | | | | | | |
| NONE | 62 1 | 1148 3 | 584 3 | 168 8 | 1962 3 | 3 1 | 34 1 | 28 2 | 12 12 | 77 2 | 2039 3 | | | | | | |
| OTHER | 53 1 | 527 1 | 296 2 | 72 3 | 948 1 | 2 1 | 28 1 | 15 1 | 5 5 | 50 1 | 998 1 | | | | | | |
| NOT RPTD | 470 7 | 2480 6 | 679 4 | 179 9 | 3808 5 | 44 16 | 210 6 | 87 7 | 11 11 | 352 7 | 4160 5 | | | | | | |
| Total reported | 6356 100 | 44254 100 | 18009 100 | 2097 100 | 70716 100 | 278 100 | 3293 100 | 1255 100 | 99 100 | 4925 100 | 75641 100 | | | | | | |
| Percent reported | 98.1 | 99.1 | 99.8 | 99.5 | 99.2 | 100.0 | 100.0 | 99.9 | 100.0 | 100.0 | 99.2 | | | | | | |
| UNKNOWN | 73 | 232 | 17 | 7 | 329 | 0 | 0 | 1 | 0 | 1 | 330 | | | | | | |
| Total | 3897 | 25265 | 10039 | 1440 | 40641 | 178 | 1731 | 671 | 66 | 2646 | 43287 | | | | | | |

* NOTE: SINCE THERE CAN BE UP TO FIVE BEHAVIOR CODES PER INMATE, THE NUMBER OF CASES REPORTED IN THE DETAIL LINES AND THE TOTAL REPORTED LINE MAY EXCEED THE TOTAL NUMBER OF CASES. IN SHORT, THIS TABLE COUNTS THE NUMBER OF BEHAVIOR PROBLEMS, NOT INMATES.

Inmate statistical profile

Sample: ACTIVE PRISONERS EXCLUDING JAIL
Active inmates 05/15/2000

Requestor: Statistics

Physical Profile (General Condition) by current age & sex

| Physical Profile | M E N | | | | | | | | W O M E N | | | | | | | | Grand Total % | | | | | |
|-----------------------|----------------|-----|----------------|-----|----------------|-----|----------------|-----|----------------|-----|----------------|-----|----------------|-----|----------------|-----|------------------|----------------|------|------------------|-------|-----|
| | Age 00-21 % | | Age 22-39 % | | Age 40-54 % | | Age 55-99 % | | Men Total % | | Age 00-21 % | | Age 22-39 % | | Age 40-54 % | | | Age 55-99 % | | Women Total % | | |
| NO LIMITATION | 3426 | 90 | 18499 | 75 | 4892 | 50 | 238 | 17 | 27055 | 68 | 149 | 86 | 1168 | 69 | 304 | 46 | 11 | 17 | 1632 | 63 | 28687 | 68 |
| DEFECT NO MAJOR LIMIT | 164 | 4 | 3007 | 12 | 2011 | 20 | 334 | 24 | 5516 | 14 | 4 | 2 | 112 | 7 | 78 | 12 | 11 | 17 | 205 | 8 | 5721 | 13 |
| DEFECT MAJOR LIMIT | 225 | 6 | 3218 | 13 | 2826 | 29 | 737 | 52 | 7006 | 18 | 20 | 12 | 397 | 24 | 271 | 41 | 39 | 62 | 727 | 28 | 7733 | 18 |
| VERY MAJOR DEFECT | 1 | 0 | 64 | 0 | 99 | 1 | 97 | 7 | 261 | 1 | 0 | 0 | 4 | 0 | 7 | 1 | 2 | 3 | 13 | 1 | 274 | 1 |
| Total reported | 3816 | 100 | 24788 | 100 | 9828 | 100 | 1406 | 100 | 39838 | 100 | 173 | 100 | 1681 | 100 | 660 | 100 | 63 | 100 | 2577 | 100 | 42415 | 100 |
| Percent reported | 97.9 | | 98.1 | | 97.9 | | 97.6 | | 98.0 | | 97.2 | | 97.1 | | 98.4 | | 95.5 | | 97.4 | | 98.0 | |
| NOT REPORTED | 81 | | 477 | | 211 | | 34 | | 803 | | 5 | | 50 | | 11 | | 3 | | 69 | | 872 | |
| Total | 3897 | | 25265 | | 10039 | | 1440 | | 40641 | | 178 | | 1731 | | 671 | | 66 | | 2646 | | 43287 | |

Inmate statistical profile

Sample: ACTIVE PRISONERS EXCLUDING JAIL
Active inmates 05/15/2000

Requestor: Statistics

Security Status by current age & sex

| Security | M E N | | | | | | | | W O M E N | | | | | | | | Grand Total % | | | | | |
|------------------|--------------|-----|--------------|-----|--------------|-----|--------------|-----|--------------|-----|--------------|-----|--------------|-----|--------------|-----|------------------|--------------|-------|----------------|-------|-----|
| | Age 00-21 | | Age 22-39 | | Age 40-54 | | Age 55-99 | | Men Total | | Age 00-21 | | Age 22-39 | | Age 40-54 | | | Age 55-99 | | Women Total | | |
| DIAG INCOM | 1 | 0 | 9 | 0 | 6 | 0 | 2 | 0 | 18 | 0 | 0 | 0 | 0 | 0 | 0 | 0 | 0 | 0 | 0 | 0 | 18 | 0 |
| WRK RELEAS | 0 | 0 | 1 | 0 | 0 | 0 | 1 | 0 | 2 | 0 | 0 | 0 | 0 | 0 | 0 | 0 | 0 | 0 | 0 | 0 | 2 | 0 |
| TRUSTY | 24 | 1 | 1176 | 5 | 614 | 6 | 64 | 4 | 1878 | 5 | 2 | 1 | 55 | 3 | 37 | 6 | 4 | 6 | 98 | 4 | 1976 | 5 |
| MINIMUM | 1026 | 26 | 8368 | 33 | 3481 | 35 | 420 | 29 | 13295 | 33 | 82 | 46 | 957 | 55 | 390 | 58 | 39 | 59 | 1468 | 55 | 14763 | 34 |
| MEDIUM | 1642 | 42 | 9910 | 39 | 4145 | 41 | 746 | 52 | 16443 | 40 | 64 | 36 | 530 | 31 | 193 | 29 | 17 | 26 | 804 | 30 | 17247 | 40 |
| CLOSE | 870 | 22 | 3977 | 16 | 1121 | 11 | 143 | 10 | 6111 | 15 | 24 | 13 | 123 | 7 | 32 | 5 | 4 | 6 | 183 | 7 | 6294 | 15 |
| MAXIMUM | 35 | 1 | 650 | 3 | 213 | 2 | 20 | 1 | 918 | 2 | 2 | 1 | 4 | 0 | 2 | 0 | 0 | 0 | 8 | 0 | 926 | 2 |
| DIAGNOSTIC | 299 | 8 | 1174 | 5 | 459 | 5 | 44 | 3 | 1976 | 5 | 4 | 2 | 62 | 4 | 17 | 3 | 2 | 3 | 85 | 3 | 2061 | 5 |
| Total reported | 3897 | 100 | 25265 | 100 | 10039 | 100 | 1440 | 100 | 40641 | 100 | 178 | 100 | 1731 | 100 | 671 | 100 | 66 | 100 | 2646 | 100 | 43287 | 100 |
| Percent reported | 100.0 | | 100.0 | | 100.0 | | 100.0 | | 100.0 | | 100.0 | | 100.0 | | 100.0 | | 100.0 | | 100.0 | | 100.0 | |
| NOT RPTD | 0 | | 0 | | 0 | | 0 | | 0 | | 0 | | 0 | | 0 | | 0 | | 0 | | 0 | |
| Total | 3897 | | 25265 | | 10039 | | 1440 | | 40641 | | 178 | | 1731 | | 671 | | 66 | | 2646 | | 43287 | |

* NOTE: BEGINNING IN JULY 1987, THE FACILITIES
DIVISION NO LONGER CODED INMATES AS BEING WORK RELEASE

Inmate statistical profile

Sample: ACTIVE PRISONERS EXCLUDING JAIL
Active inmates 05/15/2000

Requestor: Statistics

Number Of Sentences by current age & sex

| Number Of Sentences | M E N | | | | | | | | W O M E N | | | | | | | | Grand Total % |
|---------------------|-------------|-------------|-------------|-------------|-------------|-------------|-------------|-------------|-------------|---------------|-----------|--|--|--|--|--|---------------|
| | Age 00-21 % | Age 22-39 % | Age 40-54 % | Age 55-99 % | Men Total % | Age 00-21 % | Age 22-39 % | Age 40-54 % | Age 55-99 % | Women Total % | | | | | | | |
| ONE | 1579 42 | 7552 30 | 3215 33 | 587 41 | 12933 32 | 89 52 | 686 41 | 265 40 | 33 51 | 1073 42 | 14006 33 | | | | | | |
| TWO | 975 26 | 5961 24 | 2430 25 | 374 26 | 9740 24 | 50 29 | 410 25 | 169 26 | 15 23 | 644 25 | 10384 24 | | | | | | |
| THREE | 526 14 | 3948 16 | 1543 16 | 167 12 | 6184 15 | 9 5 | 229 14 | 99 15 | 10 15 | 347 14 | 6531 15 | | | | | | |
| FOUR | 326 9 | 2550 10 | 904 9 | 113 8 | 3893 10 | 11 6 | 148 9 | 44 7 | 3 5 | 206 8 | 4099 10 | | | | | | |
| FIVE | 176 5 | 1649 7 | 595 6 | 58 4 | 2478 6 | 10 6 | 76 5 | 19 3 | 1 2 | 106 4 | 2584 6 | | | | | | |
| MORE THAN FIVE | 208 5 | 3304 13 | 1200 12 | 130 9 | 4842 12 | 2 1 | 123 7 | 60 9 | 3 5 | 188 7 | 5030 12 | | | | | | |
| Total reported | 3790 100 | 24964 100 | 9887 100 | 1429 100 | 40070 100 | 171 100 | 1672 100 | 656 100 | 65 100 | 2564 100 | 42634 100 | | | | | | |
| Percent reported | 97.3 | 98.8 | 98.5 | 99.2 | 98.6 | 96.1 | 96.6 | 97.8 | 98.5 | 96.9 | 98.5 | | | | | | |
| NOT REPORTED | 107 | 301 | 152 | 11 | 571 | 7 | 59 | 15 | 1 | 82 | 653 | | | | | | |
| Total | 3897 | 25265 | 10039 | 1440 | 40641 | 178 | 1731 | 671 | 66 | 2646 | 43287 | | | | | | |
| AVG NUM SENTENCES | 2.33 | 3.08 | 2.96 | 2.55 | 2.96 | 1.91 | 2.51 | 2.59 | 2.20 | 2.48 | 2.93 | | | | | | |

Inmate statistical profile

Sample: ACTIVE PRISONERS EXCLUDING JAIL
Active inmates 05/15/2000

Requestor: Statistics

Number Of Disciplinarys by current age & sex

| Disciplinarys | M E N | | | | | | | | W O M E N | | | | | | | | Grand Total % | | | | | |
|------------------|----------------|----------------|----------------|----------------|-------|-----|----------------|----------------|----------------|----------------|-------|-----|-------|-----|-------|-----|------------------|-----|-------|-----|-------|-----|
| | Age 00-21 % | Age 22-39 % | Age 40-54 % | Age 55-99 % | Men | | Age 00-21 % | Age 22-39 % | Age 40-54 % | Age 55-99 % | Women | | | | | | | | | | | |
| ZERO | 1390 | 36 | 8708 | 34 | 4459 | 44 | 754 | 52 | 15311 | 38 | 78 | 44 | 852 | 49 | 385 | 57 | 41 | 62 | 1356 | 51 | 16667 | 39 |
| ONE | 525 | 13 | 3726 | 15 | 1604 | 16 | 259 | 18 | 6114 | 15 | 28 | 16 | 284 | 16 | 108 | 16 | 10 | 15 | 430 | 16 | 6544 | 15 |
| TWO | 315 | 8 | 2339 | 9 | 825 | 8 | 110 | 8 | 3589 | 9 | 20 | 11 | 149 | 9 | 44 | 7 | 3 | 5 | 216 | 8 | 3805 | 9 |
| THREE | 243 | 6 | 1535 | 6 | 545 | 5 | 75 | 5 | 2398 | 6 | 7 | 4 | 90 | 5 | 30 | 4 | 3 | 5 | 130 | 5 | 2528 | 6 |
| FOUR | 196 | 5 | 1180 | 5 | 402 | 4 | 40 | 3 | 1818 | 4 | 10 | 6 | 66 | 4 | 19 | 3 | 4 | 6 | 99 | 4 | 1917 | 4 |
| FIVE | 144 | 4 | 920 | 4 | 288 | 3 | 29 | 2 | 1381 | 3 | 5 | 3 | 39 | 2 | 16 | 2 | 1 | 2 | 61 | 2 | 1442 | 3 |
| MORE THAN FIVE | 1084 | 28 | 6853 | 27 | 1915 | 19 | 173 | 12 | 10025 | 25 | 30 | 17 | 251 | 15 | 69 | 10 | 4 | 6 | 354 | 13 | 10379 | 24 |
| Total reported | 3897 | 100 | 25261 | 100 | 10038 | 100 | 1440 | 100 | 40636 | 100 | 178 | 100 | 1731 | 100 | 671 | 100 | 66 | 100 | 2646 | 100 | 43282 | 100 |
| Percent reported | 100.0 | | 100.0 | | 100.0 | | 100.0 | | 100.0 | | 100.0 | | 100.0 | | 100.0 | | 100.0 | | 100.0 | | 100.0 | |
| NOT REPORTED | 0 | | 4 | | 1 | | 0 | | 5 | | 0 | | 0 | | 0 | | 0 | | 0 | | 5 | |
| Total | 3897 | | 25265 | | 10039 | | 1440 | | 40641 | | 178 | | 1731 | | 671 | | 66 | | 2646 | | 43287 | |
| AVG NUM DISCIP | 5.79 | | 5.84 | | 4.21 | | 2.59 | | 5.32 | | 3.38 | | 3.14 | | 1.97 | | 1.41 | | 2.82 | | 5.17 | |

Inmate statistical profile

Sample: ACTIVE PRISONERS EXCLUDING JAIL
Active inmates 05/15/2000

Requestor: Statistics

Number Of Escapes by current age & sex

| Escapes | M E N | | | | | | | | W O M E N | | | | | | | | Grand Total % |
|------------------|----------------|----------------|----------------|----------------|-----------|---------|----------|---------|----------------|----------------|----------------|----------------|---------|--|--|--|------------------|
| | Age 00-21 % | Age 22-39 % | Age 40-54 % | Age 55-99 % | Men % | | | | Age 00-21 % | Age 22-39 % | Age 40-54 % | Age 55-99 % | Women % | | | | |
| ZERO | 3884 100 | 25053 99 | 9899 99 | 1415 98 | 40251 99 | 178 100 | 1722 99 | 668 100 | 66 100 | 2634 100 | 42885 99 | | | | | | |
| ONE | 13 0 | 207 1 | 119 1 | 20 1 | 359 1 | 0 0 | 9 1 | 3 0 | 0 0 | 12 0 | 371 1 | | | | | | |
| TWO | 0 0 | 5 0 | 16 0 | 3 0 | 24 0 | 0 0 | 0 0 | 0 0 | 0 0 | 0 0 | 24 0 | | | | | | |
| THREE | 0 0 | 0 0 | 4 0 | 2 0 | 6 0 | 0 0 | 0 0 | 0 0 | 0 0 | 0 0 | 6 0 | | | | | | |
| FOUR | 0 0 | 0 0 | 1 0 | 0 0 | 1 0 | 0 0 | 0 0 | 0 0 | 0 0 | 0 0 | 1 0 | | | | | | |
| FIVE | 0 0 | 0 0 | 0 0 | 0 0 | 0 0 | 0 0 | 0 0 | 0 0 | 0 0 | 0 0 | 0 0 | | | | | | |
| MORE THAN FIVE | 0 0 | 0 0 | 0 0 | 0 0 | 0 0 | 0 0 | 0 0 | 0 0 | 0 0 | 0 0 | 0 0 | | | | | | |
| Total reported | 3897 100 | 25265 100 | 10039 100 | 1440 100 | 40641 100 | 178 100 | 1731 100 | 671 100 | 66 100 | 2646 100 | 43287 100 | | | | | | |
| Percent reported | 100.0 | 100.0 | 100.0 | 100.0 | 100.0 | 100.0 | 100.0 | 100.0 | 100.0 | 100.0 | 100.0 | | | | | | |
| NOT REPORTED | 0 | 0 | 0 | 0 | 0 | 0 | 0 | 0 | 0 | 0 | 0 | | | | | | |
| Total | 3897 | 25265 | 10039 | 1440 | 40641 | 178 | 1731 | 671 | 66 | 2646 | 43287 | | | | | | |
| AVG NUM ESCAPES | .00 | .01 | .02 | .02 | .01 | .00 | .01 | .00 | .00 | .00 | .01 | | | | | | |

Inmate statistical profile

Sample: ACTIVE PRISONERS EXCLUDING JAIL Requestor: Statistics
Active inmates 05/15/2000

Number Of Prior Georgia Incarcerations * by current age & sex

| Prior Incarcerations | M E N | | | | | | | | W O M E N | | | | | | | | Grand Total % |
|----------------------|-------------|-------------|-------------|-------------|-------------|-------------|-------------|-------------|-------------|---------------|-----------|--|--|--|--|--|---------------|
| | Age 00-21 % | Age 22-39 % | Age 40-54 % | Age 55-99 % | Men Total % | Age 00-21 % | Age 22-39 % | Age 40-54 % | Age 55-99 % | Women Total % | | | | | | | |
| ZERO | 3551 91 | 13249 52 | 3938 39 | 847 59 | 21585 53 | 171 96 | 1106 64 | 369 55 | 44 67 | 1690 64 | 23275 54 | | | | | | |
| ONE | 312 8 | 5298 21 | 1939 19 | 261 18 | 7810 19 | 7 4 | 311 18 | 116 17 | 12 18 | 446 17 | 8256 19 | | | | | | |
| TWO | 32 1 | 3098 12 | 1429 14 | 134 9 | 4693 12 | 0 0 | 147 8 | 74 11 | 5 8 | 226 9 | 4919 11 | | | | | | |
| THREE | 2 0 | 1777 7 | 978 10 | 79 5 | 2836 7 | 0 0 | 92 5 | 45 7 | 2 3 | 139 5 | 2975 7 | | | | | | |
| FOUR | 0 0 | 994 4 | 710 7 | 58 4 | 1762 4 | 0 0 | 35 2 | 24 4 | 3 5 | 62 2 | 1824 4 | | | | | | |
| FIVE | 0 0 | 518 2 | 456 5 | 30 2 | 1004 2 | 0 0 | 25 1 | 12 2 | 0 0 | 37 1 | 1041 2 | | | | | | |
| MORE THAN FIVE | 0 0 | 331 1 | 589 6 | 31 2 | 951 2 | 0 0 | 15 1 | 31 5 | 0 0 | 46 2 | 997 2 | | | | | | |
| Total reported | 3897 100 | 25265 100 | 10039 100 | 1440 100 | 40641 100 | 178 100 | 1731 100 | 671 100 | 66 100 | 2646 100 | 43287 100 | | | | | | |
| Percent reported | 100.0 | 100.0 | 100.0 | 100.0 | 100.0 | 100.0 | 100.0 | 100.0 | 100.0 | 100.0 | 100.0 | | | | | | |
| NOT REPORTED | 0 | 0 | 0 | 0 | 0 | 0 | 0 | 0 | 0 | 0 | 0 | | | | | | |
| Total | 3897 | 25265 | 10039 | 1440 | 40641 | 178 | 1731 | 671 | 66 | 2646 | 43287 | | | | | | |
| AVG # INCARCERATIONS | .10 | 1.01 | 1.69 | .95 | 1.09 | .04 | .72 | 1.15 | .61 | .78 | 1.07 | | | | | | |

* This data counts a parole revocation on an existing sentence AS A prior incarceration. Also, this data counts, for any cohort of inmates, the total number of Georgia incarcerations the inmate has had during his entire criminal career. For example, if an inmate was admitted to prison first in FY72, and then re-admitted in FY79 and FY85, he had two prior incarcerations before the FY85 admission. This inmate's records show two prior incarcerations in all three of his records since he has had two prior incarcerations in his criminal career. If the cohort of FY72 admissions is selected for analysis, two prior incarcerations will be listed for this inmate even though in FY72, he had no prior incarcerations.

Inmate statistical profile

Sample: ACTIVE PRISONERS EXCLUDING JAIL
Active inmates 05/15/2000

Requestor: Statistics

Number Of Transfers by current age & sex

| Transfers | M E N | | | | | | | | W O M E N | | | | | | | | Grand Total % |
|-------------------|----------------|----------------|----------------|----------------|-----------|---------|----------------|----------------|----------------|----------------|-----------|--|--|--|--|--|------------------|
| | Age 00-21 % | Age 22-39 % | Age 40-54 % | Age 55-99 % | Men | | Age 00-21 % | Age 22-39 % | Age 40-54 % | Age 55-99 % | Women | | | | | | |
| ZERO | 871 22 | 2290 9 | 900 9 | 110 8 | 4171 10 | 40 22 | 358 21 | 112 17 | 11 17 | 521 20 | 4692 11 | | | | | | |
| ONE | 1947 50 | 10571 42 | 3982 40 | 577 40 | 17077 42 | 122 69 | 924 53 | 353 53 | 22 33 | 1421 54 | 18498 43 | | | | | | |
| TWO | 716 18 | 5489 22 | 1903 19 | 271 19 | 8379 21 | 11 6 | 250 14 | 118 18 | 11 17 | 390 15 | 8769 20 | | | | | | |
| THREE | 215 6 | 2860 11 | 1086 11 | 157 11 | 4318 11 | 4 2 | 127 7 | 46 7 | 8 12 | 185 7 | 4503 10 | | | | | | |
| FOUR | 97 2 | 1582 6 | 658 7 | 99 7 | 2436 6 | 1 1 | 38 2 | 20 3 | 6 9 | 65 2 | 2501 6 | | | | | | |
| FIVE | 28 1 | 964 4 | 462 5 | 63 4 | 1517 4 | 0 0 | 18 1 | 9 1 | 3 5 | 30 1 | 1547 4 | | | | | | |
| MORE THAN FIVE | 23 1 | 1509 6 | 1048 10 | 163 11 | 2743 7 | 0 0 | 16 1 | 13 2 | 5 8 | 34 1 | 2777 6 | | | | | | |
| Total reported | 3897 100 | 25265 100 | 10039 100 | 1440 100 | 40641 100 | 178 100 | 1731 100 | 671 100 | 66 100 | 2646 100 | 43287 100 | | | | | | |
| Percent reported | 100.0 | 100.0 | 100.0 | 100.0 | 100.0 | 100.0 | 100.0 | 100.0 | 100.0 | 100.0 | 100.0 | | | | | | |
| NOT REPORTED | 0 | 0 | 0 | 0 | 0 | 0 | 0 | 0 | 0 | 0 | 0 | | | | | | |
| Total | 3897 | 25265 | 10039 | 1440 | 40641 | 178 | 1731 | 671 | 66 | 2646 | 43287 | | | | | | |
| AVG NUM TRANSFERS | 1.21 | 2.10 | 2.49 | 2.60 | 2.13 | .90 | 1.25 | 1.41 | 2.24 | 1.29 | 2.08 | | | | | | |

Inmate statistical profile

Sample: ACTIVE PRISONERS EXCLUDING JAIL
Active inmates 05/15/2000

Requestor: Statistics

County Of Conviction by current age & sex

| County Of Conviction | M E N | | | | | | | | W O M E N | | | | | | | | Grand | | | | | |
|----------------------|-------|---|------|---|-----|---|-----|---|-----------|---|-----|---|-----|---|-----|---|-------|---|-------|---|------|---|
| | Age | % | Age | % | Age | % | Age | % | Men | % | Age | % | Age | % | Age | % | Women | % | Total | % | | |
| APPLING COUNTY | 2 | 0 | 49 | 0 | 30 | 0 | 2 | 0 | 83 | 0 | 1 | 1 | 2 | 0 | 0 | 0 | 0 | 0 | 3 | 0 | 86 | 0 |
| ATKINSON COUNTY | 0 | 0 | 22 | 0 | 11 | 0 | 3 | 0 | 36 | 0 | 0 | 0 | 1 | 0 | 2 | 0 | 0 | 0 | 3 | 0 | 39 | 0 |
| BACON COUNTY | 2 | 0 | 36 | 0 | 11 | 0 | 0 | 0 | 49 | 0 | 0 | 0 | 4 | 0 | 0 | 0 | 0 | 0 | 4 | 0 | 53 | 0 |
| BAKER COUNTY | 1 | 0 | 19 | 0 | 3 | 0 | 0 | 0 | 23 | 0 | 0 | 0 | 3 | 0 | 0 | 0 | 0 | 0 | 3 | 0 | 26 | 0 |
| BALDWIN COUNTY | 40 | 1 | 222 | 1 | 62 | 1 | 10 | 1 | 334 | 1 | 2 | 1 | 18 | 1 | 1 | 0 | 0 | 0 | 21 | 1 | 355 | 1 |
| BANKS COUNTY | 4 | 0 | 29 | 0 | 22 | 0 | 4 | 0 | 59 | 0 | 1 | 1 | 1 | 0 | 2 | 0 | 0 | 0 | 4 | 0 | 63 | 0 |
| BARROW COUNTY | 16 | 0 | 84 | 0 | 56 | 1 | 10 | 1 | 166 | 0 | 0 | 0 | 5 | 0 | 4 | 1 | 0 | 0 | 9 | 0 | 175 | 0 |
| BARTOW COUNTY | 39 | 1 | 227 | 1 | 107 | 1 | 26 | 2 | 399 | 1 | 1 | 1 | 20 | 1 | 4 | 1 | 0 | 0 | 25 | 1 | 424 | 1 |
| BEN HILL COUNTY | 19 | 1 | 119 | 0 | 41 | 0 | 11 | 1 | 190 | 0 | 0 | 0 | 9 | 1 | 4 | 1 | 0 | 0 | 13 | 1 | 203 | 0 |
| BERRIEN COUNTY | 4 | 0 | 38 | 0 | 12 | 0 | 3 | 0 | 57 | 0 | 0 | 0 | 3 | 0 | 0 | 0 | 0 | 0 | 3 | 0 | 60 | 0 |
| BIBB COUNTY | 108 | 3 | 622 | 2 | 272 | 3 | 30 | 2 | 1032 | 3 | 6 | 4 | 27 | 2 | 22 | 3 | 2 | 3 | 57 | 2 | 1089 | 3 |
| BLECKLEY COUNTY | 14 | 0 | 64 | 0 | 20 | 0 | 3 | 0 | 101 | 0 | 1 | 1 | 5 | 0 | 2 | 0 | 0 | 0 | 8 | 0 | 109 | 0 |
| BRANTLEY COUNTY | 3 | 0 | 21 | 0 | 12 | 0 | 3 | 0 | 39 | 0 | 0 | 0 | 3 | 0 | 2 | 0 | 0 | 0 | 5 | 0 | 44 | 0 |
| BROOKS COUNTY | 3 | 0 | 73 | 0 | 20 | 0 | 2 | 0 | 98 | 0 | 0 | 0 | 1 | 0 | 2 | 0 | 0 | 0 | 3 | 0 | 101 | 0 |
| BRYAN COUNTY | 5 | 0 | 61 | 0 | 25 | 0 | 3 | 0 | 94 | 0 | 0 | 0 | 2 | 0 | 0 | 0 | 1 | 2 | 3 | 0 | 97 | 0 |
| BULLOCH COUNTY | 53 | 1 | 216 | 1 | 70 | 1 | 8 | 1 | 347 | 1 | 0 | 0 | 17 | 1 | 5 | 1 | 2 | 3 | 24 | 1 | 371 | 1 |
| BURKE COUNTY | 12 | 0 | 112 | 0 | 39 | 0 | 6 | 0 | 169 | 0 | 0 | 0 | 3 | 0 | 3 | 0 | 0 | 0 | 6 | 0 | 175 | 0 |
| BUTTS COUNTY | 12 | 0 | 92 | 0 | 28 | 0 | 5 | 0 | 137 | 0 | 0 | 0 | 6 | 0 | 2 | 0 | 0 | 0 | 8 | 0 | 145 | 0 |
| CALHOUN COUNTY | 3 | 0 | 20 | 0 | 17 | 0 | 3 | 0 | 43 | 0 | 0 | 0 | 2 | 0 | 1 | 0 | 0 | 0 | 3 | 0 | 46 | 0 |
| CAMDEN COUNTY | 3 | 0 | 72 | 0 | 25 | 0 | 2 | 0 | 102 | 0 | 1 | 1 | 2 | 0 | 3 | 0 | 1 | 2 | 7 | 0 | 109 | 0 |
| CANDLER COUNTY | 2 | 0 | 71 | 0 | 17 | 0 | 0 | 0 | 90 | 0 | 0 | 0 | 3 | 0 | 1 | 0 | 0 | 0 | 4 | 0 | 94 | 0 |
| CARROLL COUNTY | 46 | 1 | 247 | 1 | 96 | 1 | 26 | 2 | 415 | 1 | 5 | 3 | 29 | 2 | 10 | 2 | 0 | 0 | 44 | 2 | 459 | 1 |
| CATOOSA COUNTY | 18 | 0 | 82 | 0 | 54 | 1 | 14 | 1 | 168 | 0 | 0 | 0 | 13 | 1 | 1 | 0 | 1 | 2 | 15 | 1 | 183 | 0 |
| CHARLTON COUNTY | 2 | 0 | 36 | 0 | 14 | 0 | 2 | 0 | 54 | 0 | 0 | 0 | 3 | 0 | 1 | 0 | 0 | 0 | 4 | 0 | 58 | 0 |
| CHATHAM COUNTY | 235 | 6 | 1321 | 5 | 445 | 5 | 44 | 3 | 2045 | 5 | 11 | 6 | 89 | 5 | 38 | 6 | 2 | 3 | 140 | 5 | 2185 | 5 |
| CHATTAHOOCHEE COUNTY | 4 | 0 | 10 | 0 | 5 | 0 | 0 | 0 | 19 | 0 | 0 | 0 | 0 | 0 | 0 | 0 | 0 | 0 | 0 | 0 | 19 | 0 |
| CHATTOOGA COUNTY | 14 | 0 | 99 | 0 | 42 | 0 | 7 | 0 | 162 | 0 | 1 | 1 | 6 | 0 | 1 | 0 | 1 | 2 | 9 | 0 | 171 | 0 |
| CHEROKEE COUNTY | 28 | 1 | 186 | 1 | 113 | 1 | 22 | 2 | 349 | 1 | 3 | 2 | 24 | 1 | 7 | 1 | 0 | 0 | 34 | 1 | 383 | 1 |
| CLARKE COUNTY | 33 | 1 | 328 | 1 | 115 | 1 | 17 | 1 | 493 | 1 | 0 | 0 | 24 | 1 | 12 | 2 | 2 | 3 | 38 | 1 | 531 | 1 |
| CLAY COUNTY | 1 | 0 | 18 | 0 | 6 | 0 | 0 | 0 | 25 | 0 | 0 | 0 | 0 | 0 | 0 | 0 | 0 | 0 | 0 | 0 | 25 | 0 |
| CLAYTON COUNTY | 185 | 5 | 998 | 4 | 308 | 3 | 43 | 3 | 1534 | 4 | 10 | 6 | 94 | 6 | 34 | 5 | 4 | 6 | 142 | 6 | 1676 | 4 |
| CLINCH COUNTY | 4 | 0 | 27 | 0 | 11 | 0 | 0 | 0 | 42 | 0 | 0 | 0 | 2 | 0 | 1 | 0 | 0 | 0 | 3 | 0 | 45 | 0 |
| COBB COUNTY | 184 | 5 | 1098 | 4 | 457 | 5 | 63 | 4 | 1802 | 4 | 11 | 6 | 96 | 6 | 45 | 7 | 4 | 6 | 156 | 6 | 1958 | 5 |
| COFFEE COUNTY | 20 | 1 | 130 | 1 | 42 | 0 | 7 | 0 | 199 | 0 | 1 | 1 | 9 | 1 | 3 | 0 | 0 | 0 | 13 | 1 | 212 | 0 |
| COLQUITT COUNTY | 24 | 1 | 201 | 1 | 84 | 1 | 17 | 1 | 326 | 1 | 0 | 0 | 17 | 1 | 5 | 1 | 1 | 2 | 23 | 1 | 349 | 1 |
| COLUMBIA COUNTY | 33 | 1 | 124 | 0 | 38 | 0 | 5 | 0 | 200 | 0 | 2 | 1 | 10 | 1 | 4 | 1 | 0 | 0 | 16 | 1 | 216 | 1 |

(continued)

Inmate statistical profile

Sample: ACTIVE PRISONERS EXCLUDING JAIL
Active inmates 05/15/2000

Requestor: Statistics

County Of Conviction by current age & sex (CONTINUED)

| County Of Conviction | M E N | | | | | | | | W O M E N | | | | | | | | Grand Total | % | | | | |
|----------------------|-----------|-------|-----------|-------|-----------|-------|-----------|-------|-----------|-------|-----------|-------|-----------|-------|-----------|---------|-------------|----|-----|---|------|---|
| | Age 00-21 | Age % | Age 22-39 | Age % | Age 40-54 | Age % | Age 55-99 | Men % | Age 00-21 | Age % | Age 22-39 | Age % | Age 40-54 | Age % | Age 55-99 | Women % | | | | | | |
| COOK COUNTY | 11 | 0 | 84 | 0 | 38 | 0 | 3 | 0 | 136 | 0 | 0 | 0 | 9 | 1 | 2 | 0 | 0 | 0 | 11 | 0 | 147 | 0 |
| COWETA COUNTY | 47 | 1 | 277 | 1 | 97 | 1 | 10 | 1 | 431 | 1 | 3 | 2 | 25 | 1 | 1 | 0 | 0 | 0 | 29 | 1 | 460 | 1 |
| CRAWFORD COUNTY | 1 | 0 | 12 | 0 | 1 | 0 | 0 | 0 | 14 | 0 | 1 | 1 | 0 | 0 | 1 | 0 | 0 | 0 | 2 | 0 | 16 | 0 |
| CRISP COUNTY | 25 | 1 | 150 | 1 | 67 | 1 | 8 | 1 | 250 | 1 | 2 | 1 | 10 | 1 | 1 | 0 | 2 | 3 | 15 | 1 | 265 | 1 |
| DADE COUNTY | 5 | 0 | 42 | 0 | 23 | 0 | 7 | 0 | 77 | 0 | 0 | 0 | 1 | 0 | 0 | 0 | 0 | 0 | 1 | 0 | 78 | 0 |
| DAWSON COUNTY | 4 | 0 | 25 | 0 | 18 | 0 | 4 | 0 | 51 | 0 | 0 | 0 | 1 | 0 | 0 | 0 | 0 | 0 | 1 | 0 | 52 | 0 |
| DECATUR COUNTY | 32 | 1 | 190 | 1 | 73 | 1 | 10 | 1 | 305 | 1 | 0 | 0 | 13 | 1 | 4 | 1 | 0 | 0 | 17 | 1 | 322 | 1 |
| DEKALB COUNTY | 318 | 8 | 1727 | 7 | 606 | 6 | 77 | 5 | 2728 | 7 | 14 | 8 | 59 | 4 | 26 | 4 | 5 | 8 | 104 | 4 | 2832 | 7 |
| DODGE COUNTY | 18 | 0 | 108 | 0 | 47 | 0 | 4 | 0 | 177 | 0 | 3 | 2 | 17 | 1 | 2 | 0 | 0 | 0 | 22 | 1 | 199 | 0 |
| DOOLY COUNTY | 10 | 0 | 72 | 0 | 26 | 0 | 0 | 0 | 108 | 0 | 0 | 0 | 4 | 0 | 0 | 0 | 0 | 0 | 4 | 0 | 112 | 0 |
| DOUGHERTY COUNTY | 71 | 2 | 562 | 2 | 200 | 2 | 23 | 2 | 856 | 2 | 3 | 2 | 29 | 2 | 13 | 2 | 0 | 0 | 45 | 2 | 901 | 2 |
| DOUGLAS COUNTY | 63 | 2 | 345 | 1 | 136 | 1 | 23 | 2 | 567 | 1 | 3 | 2 | 24 | 1 | 12 | 2 | 0 | 0 | 39 | 2 | 606 | 1 |
| EARLY COUNTY | 8 | 0 | 54 | 0 | 16 | 0 | 5 | 0 | 83 | 0 | 0 | 0 | 3 | 0 | 1 | 0 | 0 | 0 | 4 | 0 | 87 | 0 |
| ECHOLS COUNTY | 1 | 0 | 5 | 0 | 2 | 0 | 1 | 0 | 9 | 0 | 0 | 0 | 0 | 0 | 0 | 0 | 0 | 0 | 0 | 0 | 9 | 0 |
| EFFINGHAM COUNTY | 20 | 1 | 183 | 0 | 29 | 0 | 3 | 0 | 135 | 0 | 1 | 1 | 7 | 0 | 2 | 0 | 1 | 2 | 11 | 0 | 146 | 0 |
| ELBERT COUNTY | 14 | 0 | 103 | 0 | 45 | 0 | 7 | 0 | 169 | 0 | 1 | 1 | 8 | 0 | 3 | 0 | 0 | 0 | 12 | 0 | 181 | 0 |
| EMANUEL COUNTY | 10 | 0 | 110 | 0 | 36 | 0 | 6 | 0 | 162 | 0 | 0 | 0 | 6 | 0 | 0 | 0 | 0 | 0 | 6 | 0 | 168 | 0 |
| EVANS COUNTY | 6 | 0 | 49 | 0 | 14 | 0 | 4 | 0 | 73 | 0 | 0 | 0 | 0 | 0 | 4 | 1 | 0 | 0 | 4 | 0 | 77 | 0 |
| FANNIN COUNTY | 2 | 0 | 55 | 0 | 35 | 0 | 9 | 1 | 101 | 0 | 0 | 0 | 6 | 0 | 0 | 0 | 1 | 2 | 7 | 0 | 108 | 0 |
| FAYETTE COUNTY | 17 | 0 | 118 | 0 | 40 | 0 | 8 | 1 | 183 | 0 | 2 | 1 | 5 | 0 | 2 | 0 | 0 | 0 | 9 | 0 | 192 | 0 |
| FLOYD COUNTY | 37 | 1 | 398 | 2 | 162 | 2 | 19 | 1 | 616 | 2 | 4 | 2 | 48 | 3 | 16 | 2 | 1 | 2 | 69 | 3 | 685 | 2 |
| FORSYTH COUNTY | 6 | 0 | 86 | 0 | 46 | 0 | 10 | 1 | 148 | 0 | 0 | 0 | 8 | 0 | 4 | 1 | 0 | 0 | 12 | 0 | 160 | 0 |
| FRANKLIN COUNTY | 18 | 0 | 72 | 0 | 23 | 0 | 4 | 0 | 117 | 0 | 0 | 0 | 4 | 0 | 3 | 0 | 1 | 2 | 8 | 0 | 125 | 0 |
| FULTON COUNTY | 248 | 7 | 2133 | 9 | 980 | 10 | 132 | 9 | 3493 | 9 | 8 | 5 | 63 | 4 | 38 | 6 | 8 | 12 | 117 | 5 | 3610 | 8 |
| GILMER COUNTY | 10 | 0 | 62 | 0 | 36 | 0 | 10 | 1 | 118 | 0 | 0 | 0 | 0 | 0 | 3 | 0 | 0 | 0 | 3 | 0 | 121 | 0 |
| GLASCOCK COUNTY | 2 | 0 | 3 | 0 | 2 | 0 | 0 | 0 | 7 | 0 | 0 | 0 | 0 | 0 | 0 | 0 | 0 | 0 | 0 | 0 | 7 | 0 |
| GLYNN COUNTY | 39 | 1 | 311 | 1 | 114 | 1 | 18 | 1 | 482 | 1 | 1 | 1 | 18 | 1 | 10 | 2 | 1 | 2 | 30 | 1 | 512 | 1 |
| GORDON COUNTY | 15 | 0 | 164 | 1 | 59 | 1 | 16 | 1 | 254 | 1 | 0 | 0 | 17 | 1 | 3 | 0 | 0 | 0 | 20 | 1 | 274 | 1 |
| GRADY COUNTY | 31 | 1 | 118 | 0 | 53 | 1 | 6 | 0 | 208 | 1 | 2 | 1 | 17 | 1 | 5 | 1 | 0 | 0 | 24 | 1 | 232 | 1 |
| GREENE COUNTY | 20 | 1 | 39 | 0 | 11 | 0 | 2 | 0 | 72 | 0 | 0 | 0 | 1 | 0 | 0 | 0 | 0 | 0 | 1 | 0 | 73 | 0 |
| GWINNETT COUNTY | 86 | 2 | 641 | 3 | 249 | 3 | 45 | 3 | 1021 | 3 | 5 | 3 | 42 | 3 | 27 | 4 | 4 | 6 | 78 | 3 | 1099 | 3 |
| HABERSHAM COUNTY | 7 | 0 | 55 | 0 | 18 | 0 | 2 | 0 | 82 | 0 | 2 | 1 | 1 | 0 | 1 | 0 | 0 | 0 | 4 | 0 | 86 | 0 |
| HALL COUNTY | 42 | 1 | 311 | 1 | 177 | 2 | 26 | 2 | 556 | 1 | 4 | 2 | 29 | 2 | 7 | 1 | 2 | 3 | 42 | 2 | 598 | 1 |
| HANCOCK COUNTY | 5 | 0 | 24 | 0 | 5 | 0 | 1 | 0 | 35 | 0 | 0 | 0 | 0 | 0 | 1 | 0 | 1 | 2 | 2 | 0 | 37 | 0 |
| HARALSON COUNTY | 15 | 0 | 56 | 0 | 25 | 0 | 4 | 0 | 100 | 0 | 0 | 0 | 8 | 0 | 0 | 0 | 0 | 0 | 8 | 0 | 108 | 0 |

(continued)

Inmate statistical profile

Sample: ACTIVE PRISONERS EXCLUDING JAIL
Active inmates 05/15/2000

Requestor: Statistics

County Of Conviction by current age & sex (CONTINUED)

| County Of Conviction | M E N | | | | | | | | W O M E N | | | | | | | | Grand Total | % | | | | |
|----------------------|-----------|---|-----------|---|-----------|---|-----------|---|-----------|---|-----------|---|-----------|---|-----------|---|-------------|---|-----------|---|-------------|---|
| | Age 00-21 | % | Age 22-39 | % | Age 40-54 | % | Age 55-99 | % | Men Total | % | Age 00-21 | % | Age 22-39 | % | Age 40-54 | % | | | Age 55-99 | % | Women Total | % |
| HARRIS COUNTY | 16 | 0 | 55 | 0 | 30 | 0 | 3 | 0 | 104 | 0 | 1 | 1 | 2 | 0 | 0 | 0 | 0 | 0 | 3 | 0 | 107 | 0 |
| HART COUNTY | 4 | 0 | 67 | 0 | 13 | 0 | 3 | 0 | 87 | 0 | 1 | 1 | 4 | 0 | 2 | 0 | 0 | 0 | 7 | 0 | 94 | 0 |
| HEARD COUNTY | 4 | 0 | 30 | 0 | 17 | 0 | 12 | 1 | 63 | 0 | 1 | 1 | 2 | 0 | 0 | 0 | 0 | 0 | 3 | 0 | 66 | 0 |
| HENRY COUNTY | 22 | 1 | 166 | 1 | 68 | 1 | 12 | 1 | 268 | 1 | 1 | 1 | 14 | 1 | 4 | 1 | 0 | 0 | 19 | 1 | 287 | 1 |
| HOUSTON COUNTY | 41 | 1 | 263 | 1 | 107 | 1 | 12 | 1 | 423 | 1 | 0 | 0 | 14 | 1 | 5 | 1 | 1 | 2 | 20 | 1 | 443 | 1 |
| IRWIN COUNTY | 5 | 0 | 51 | 0 | 14 | 0 | 6 | 0 | 76 | 0 | 0 | 0 | 1 | 0 | 0 | 0 | 0 | 0 | 1 | 0 | 77 | 0 |
| JACKSON COUNTY | 17 | 0 | 102 | 0 | 62 | 1 | 7 | 0 | 188 | 0 | 2 | 1 | 11 | 1 | 3 | 0 | 0 | 0 | 16 | 1 | 204 | 0 |
| JASPER COUNTY | 3 | 0 | 47 | 0 | 12 | 0 | 1 | 0 | 63 | 0 | 0 | 0 | 0 | 0 | 2 | 0 | 0 | 0 | 2 | 0 | 65 | 0 |
| JEFF DAVIS COUNTY | 2 | 0 | 34 | 0 | 23 | 0 | 2 | 0 | 61 | 0 | 0 | 0 | 2 | 0 | 1 | 0 | 0 | 0 | 3 | 0 | 64 | 0 |
| JEFFERSON COUNTY | 16 | 0 | 91 | 0 | 31 | 0 | 6 | 0 | 144 | 0 | 0 | 0 | 11 | 1 | 1 | 0 | 0 | 0 | 12 | 0 | 156 | 0 |
| JENKINS COUNTY | 9 | 0 | 55 | 0 | 12 | 0 | 1 | 0 | 77 | 0 | 0 | 0 | 4 | 0 | 0 | 0 | 0 | 0 | 4 | 0 | 81 | 0 |
| JOHNSON COUNTY | 5 | 0 | 37 | 0 | 9 | 0 | 1 | 0 | 52 | 0 | 0 | 0 | 3 | 0 | 1 | 0 | 0 | 0 | 4 | 0 | 56 | 0 |
| JONES COUNTY | 11 | 0 | 29 | 0 | 18 | 0 | 3 | 0 | 61 | 0 | 0 | 0 | 4 | 0 | 0 | 0 | 0 | 0 | 4 | 0 | 65 | 0 |
| LAMAR COUNTY | 7 | 0 | 69 | 0 | 33 | 0 | 6 | 0 | 115 | 0 | 0 | 0 | 2 | 0 | 2 | 0 | 0 | 0 | 4 | 0 | 119 | 0 |
| LANIER COUNTY | 1 | 0 | 30 | 0 | 8 | 0 | 4 | 0 | 43 | 0 | 0 | 0 | 4 | 0 | 1 | 0 | 0 | 0 | 5 | 0 | 48 | 0 |
| LAURENS COUNTY | 27 | 1 | 155 | 1 | 59 | 1 | 3 | 0 | 244 | 1 | 1 | 1 | 9 | 1 | 3 | 0 | 1 | 2 | 14 | 1 | 258 | 1 |
| LEE COUNTY | 6 | 0 | 35 | 0 | 10 | 0 | 0 | 0 | 51 | 0 | 1 | 1 | 1 | 0 | 1 | 0 | 0 | 0 | 3 | 0 | 54 | 0 |
| LIBERTY COUNTY | 29 | 1 | 135 | 1 | 42 | 0 | 10 | 1 | 216 | 1 | 0 | 0 | 13 | 1 | 4 | 1 | 0 | 0 | 17 | 1 | 233 | 1 |
| LINCOLN COUNTY | 1 | 0 | 19 | 0 | 13 | 0 | 1 | 0 | 34 | 0 | 0 | 0 | 1 | 0 | 0 | 0 | 0 | 0 | 1 | 0 | 35 | 0 |
| LONG COUNTY | 5 | 0 | 39 | 0 | 20 | 0 | 4 | 0 | 68 | 0 | 0 | 0 | 4 | 0 | 0 | 0 | 0 | 0 | 4 | 0 | 72 | 0 |
| LOWNDES COUNTY | 39 | 1 | 353 | 1 | 129 | 1 | 13 | 1 | 534 | 1 | 2 | 1 | 25 | 1 | 13 | 2 | 1 | 2 | 41 | 2 | 575 | 1 |
| LUMPKIN COUNTY | 5 | 0 | 41 | 0 | 20 | 0 | 8 | 1 | 74 | 0 | 0 | 0 | 1 | 0 | 2 | 0 | 0 | 0 | 3 | 0 | 77 | 0 |
| MACON COUNTY | 14 | 0 | 50 | 0 | 18 | 0 | 0 | 0 | 82 | 0 | 0 | 0 | 1 | 0 | 1 | 0 | 0 | 0 | 2 | 0 | 84 | 0 |
| MADISON COUNTY | 7 | 0 | 46 | 0 | 31 | 0 | 10 | 1 | 94 | 0 | 0 | 0 | 6 | 0 | 1 | 0 | 1 | 2 | 8 | 0 | 102 | 0 |
| MARION COUNTY | 3 | 0 | 27 | 0 | 11 | 0 | 1 | 0 | 42 | 0 | 0 | 0 | 0 | 0 | 3 | 0 | 0 | 0 | 3 | 0 | 45 | 0 |
| MCDUFFIE COUNTY | 12 | 0 | 131 | 1 | 38 | 0 | 10 | 1 | 191 | 0 | 1 | 1 | 4 | 0 | 2 | 0 | 0 | 0 | 7 | 0 | 198 | 0 |
| MCINTOSH COUNTY | 6 | 0 | 57 | 0 | 23 | 0 | 3 | 0 | 89 | 0 | 1 | 1 | 2 | 0 | 0 | 0 | 0 | 0 | 3 | 0 | 92 | 0 |
| MERIWETHER COUNTY | 30 | 1 | 103 | 0 | 51 | 1 | 7 | 0 | 191 | 0 | 0 | 0 | 8 | 0 | 4 | 1 | 2 | 3 | 14 | 1 | 205 | 0 |
| MILLER COUNTY | 5 | 0 | 18 | 0 | 7 | 0 | 1 | 0 | 31 | 0 | 2 | 1 | 2 | 0 | 0 | 0 | 0 | 0 | 4 | 0 | 35 | 0 |
| MITCHELL COUNTY | 19 | 1 | 144 | 1 | 59 | 1 | 5 | 0 | 227 | 1 | 3 | 2 | 12 | 1 | 3 | 0 | 0 | 0 | 18 | 1 | 245 | 1 |
| MONROE COUNTY | 20 | 1 | 59 | 0 | 36 | 0 | 2 | 0 | 117 | 0 | 0 | 0 | 2 | 0 | 1 | 0 | 0 | 0 | 3 | 0 | 120 | 0 |
| MONTGOMERY COUNTY | 2 | 0 | 22 | 0 | 9 | 0 | 0 | 0 | 33 | 0 | 0 | 0 | 0 | 0 | 2 | 0 | 0 | 0 | 2 | 0 | 35 | 0 |
| MORGAN COUNTY | 11 | 0 | 60 | 0 | 23 | 0 | 3 | 0 | 97 | 0 | 0 | 0 | 5 | 0 | 0 | 0 | 0 | 0 | 5 | 0 | 102 | 0 |
| MURRAY COUNTY | 13 | 0 | 77 | 0 | 29 | 0 | 7 | 0 | 126 | 0 | 0 | 0 | 6 | 0 | 2 | 0 | 0 | 0 | 8 | 0 | 134 | 0 |
| MUSCOGEE COUNTY | 151 | 4 | 842 | 3 | 348 | 4 | 40 | 3 | 1381 | 3 | 7 | 4 | 69 | 4 | 30 | 5 | 2 | 3 | 108 | 4 | 1489 | 3 |

(continued)

Inmate statistical profile

Sample: ACTIVE PRISONERS EXCLUDING JAIL
Active inmates 05/15/2000

Requestor: Statistics

County Of Conviction by current age & sex (CONTINUED)

| County Of Conviction | M E N | | | | | | | | W O M E N | | | | | | | | Grand Total | % | | | | |
|----------------------|-----------|-------|-----------|-------|-----------|-------|-----------|-------|-----------|-------|-----------|-------|-----------|-------|-----------|---------|-------------|---|-----|---|------|---|
| | Age 00-21 | Age % | Age 22-39 | Age % | Age 40-54 | Age % | Age 55-99 | Men % | Age 00-21 | Age % | Age 22-39 | Age % | Age 40-54 | Age % | Age 55-99 | Women % | | | | | | |
| NEWTON COUNTY | 24 | 1 | 223 | 1 | 71 | 1 | 15 | 1 | 333 | 1 | 1 | 1 | 12 | 1 | 6 | 1 | 2 | 3 | 21 | 1 | 354 | 1 |
| OCONEE COUNTY | 9 | 0 | 30 | 0 | 10 | 0 | 1 | 0 | 50 | 0 | 0 | 0 | 1 | 0 | 0 | 0 | 0 | 0 | 1 | 0 | 51 | 0 |
| OGLETHORPE COUNTY | 5 | 0 | 29 | 0 | 8 | 0 | 1 | 0 | 43 | 0 | 0 | 0 | 0 | 0 | 0 | 0 | 0 | 0 | 0 | 0 | 43 | 0 |
| PAULDING COUNTY | 4 | 0 | 68 | 0 | 50 | 1 | 10 | 1 | 132 | 0 | 0 | 0 | 5 | 0 | 3 | 0 | 0 | 0 | 8 | 0 | 140 | 0 |
| PEACH COUNTY | 4 | 0 | 56 | 0 | 36 | 0 | 0 | 0 | 96 | 0 | 0 | 0 | 1 | 0 | 2 | 0 | 0 | 0 | 3 | 0 | 99 | 0 |
| PICKENS COUNTY | 5 | 0 | 50 | 0 | 26 | 0 | 9 | 1 | 90 | 0 | 0 | 0 | 5 | 0 | 5 | 1 | 0 | 0 | 10 | 0 | 100 | 0 |
| PIERCE COUNTY | 6 | 0 | 31 | 0 | 18 | 0 | 1 | 0 | 56 | 0 | 0 | 0 | 0 | 0 | 0 | 0 | 0 | 0 | 0 | 0 | 56 | 0 |
| PIKE COUNTY | 3 | 0 | 19 | 0 | 11 | 0 | 3 | 0 | 36 | 0 | 0 | 0 | 0 | 0 | 1 | 0 | 0 | 0 | 1 | 0 | 37 | 0 |
| POLK COUNTY | 15 | 0 | 106 | 0 | 38 | 0 | 8 | 1 | 167 | 0 | 0 | 0 | 1 | 0 | 0 | 0 | 0 | 0 | 1 | 0 | 168 | 0 |
| PULASKI COUNTY | 13 | 0 | 53 | 0 | 17 | 0 | 4 | 0 | 87 | 0 | 0 | 0 | 9 | 1 | 1 | 0 | 0 | 0 | 10 | 0 | 97 | 0 |
| PUTNAM COUNTY | 10 | 0 | 76 | 0 | 37 | 0 | 5 | 0 | 128 | 0 | 0 | 0 | 4 | 0 | 1 | 0 | 1 | 2 | 6 | 0 | 134 | 0 |
| QUITMAN COUNTY | 2 | 0 | 11 | 0 | 1 | 0 | 0 | 0 | 14 | 0 | 0 | 0 | 0 | 0 | 1 | 0 | 1 | 2 | 2 | 0 | 16 | 0 |
| RABUN COUNTY | 4 | 0 | 22 | 0 | 11 | 0 | 2 | 0 | 39 | 0 | 0 | 0 | 0 | 0 | 3 | 0 | 0 | 0 | 3 | 0 | 42 | 0 |
| RANDOLPH COUNTY | 5 | 0 | 45 | 0 | 16 | 0 | 3 | 0 | 69 | 0 | 0 | 0 | 3 | 0 | 2 | 0 | 0 | 0 | 5 | 0 | 74 | 0 |
| RICHMOND COUNTY | 142 | 4 | 1038 | 4 | 402 | 4 | 38 | 3 | 1620 | 4 | 6 | 4 | 91 | 5 | 42 | 6 | 1 | 2 | 140 | 5 | 1760 | 4 |
| ROCKDALE COUNTY | 23 | 1 | 167 | 1 | 91 | 1 | 16 | 1 | 297 | 1 | 0 | 0 | 5 | 0 | 7 | 1 | 0 | 0 | 12 | 0 | 309 | 1 |
| SCHLEY COUNTY | 1 | 0 | 18 | 0 | 5 | 0 | 0 | 0 | 24 | 0 | 0 | 0 | 1 | 0 | 0 | 0 | 0 | 0 | 1 | 0 | 25 | 0 |
| SCREVEN COUNTY | 18 | 0 | 79 | 0 | 31 | 0 | 3 | 0 | 131 | 0 | 3 | 2 | 8 | 0 | 0 | 0 | 0 | 0 | 11 | 0 | 142 | 0 |
| SEMINOLE COUNTY | 7 | 0 | 55 | 0 | 23 | 0 | 2 | 0 | 87 | 0 | 0 | 0 | 2 | 0 | 2 | 0 | 0 | 0 | 4 | 0 | 91 | 0 |
| SPALDING COUNTY | 51 | 1 | 369 | 1 | 125 | 1 | 23 | 2 | 568 | 1 | 6 | 4 | 25 | 1 | 10 | 2 | 2 | 3 | 43 | 2 | 611 | 1 |
| STEPHENS COUNTY | 6 | 0 | 61 | 0 | 24 | 0 | 4 | 0 | 95 | 0 | 0 | 0 | 4 | 0 | 0 | 0 | 0 | 0 | 4 | 0 | 99 | 0 |
| STEWART COUNTY | 5 | 0 | 16 | 0 | 4 | 0 | 1 | 0 | 26 | 0 | 0 | 0 | 0 | 0 | 2 | 0 | 0 | 0 | 2 | 0 | 28 | 0 |
| SUMTER COUNTY | 20 | 1 | 130 | 1 | 49 | 0 | 5 | 0 | 204 | 1 | 1 | 1 | 7 | 0 | 5 | 1 | 0 | 0 | 13 | 1 | 217 | 1 |
| TALBOT COUNTY | 10 | 0 | 21 | 0 | 5 | 0 | 0 | 0 | 36 | 0 | 0 | 0 | 1 | 0 | 1 | 0 | 0 | 0 | 2 | 0 | 38 | 0 |
| TALIAFERRO COUNTY | 1 | 0 | 4 | 0 | 7 | 0 | 0 | 0 | 12 | 0 | 0 | 0 | 0 | 0 | 1 | 0 | 0 | 0 | 1 | 0 | 13 | 0 |
| TATNALL COUNTY | 11 | 0 | 81 | 0 | 38 | 0 | 6 | 0 | 136 | 0 | 0 | 0 | 2 | 0 | 3 | 0 | 0 | 0 | 5 | 0 | 141 | 0 |
| TAYLOR COUNTY | 11 | 0 | 44 | 0 | 16 | 0 | 2 | 0 | 73 | 0 | 2 | 1 | 1 | 0 | 0 | 0 | 0 | 0 | 3 | 0 | 76 | 0 |
| TELFAIR COUNTY | 9 | 0 | 89 | 0 | 32 | 0 | 2 | 0 | 132 | 0 | 1 | 1 | 8 | 0 | 3 | 0 | 0 | 0 | 12 | 0 | 144 | 0 |
| TERRELL COUNTY | 6 | 0 | 62 | 0 | 18 | 0 | 2 | 0 | 88 | 0 | 0 | 0 | 2 | 0 | 0 | 0 | 0 | 0 | 2 | 0 | 90 | 0 |
| THOMAS COUNTY | 22 | 1 | 202 | 1 | 63 | 1 | 9 | 1 | 296 | 1 | 1 | 1 | 10 | 1 | 5 | 1 | 0 | 0 | 16 | 1 | 312 | 1 |
| TIFT COUNTY | 25 | 1 | 183 | 1 | 85 | 1 | 13 | 1 | 306 | 1 | 2 | 1 | 9 | 1 | 3 | 0 | 1 | 2 | 15 | 1 | 321 | 1 |
| TOOMBS COUNTY | 32 | 1 | 169 | 1 | 54 | 1 | 7 | 0 | 262 | 1 | 2 | 1 | 15 | 1 | 2 | 0 | 0 | 0 | 19 | 1 | 281 | 1 |
| TOWNS COUNTY | 2 | 0 | 14 | 0 | 8 | 0 | 1 | 0 | 25 | 0 | 0 | 0 | 0 | 0 | 0 | 0 | 0 | 0 | 0 | 0 | 25 | 0 |
| TREUTLEN COUNTY | 5 | 0 | 27 | 0 | 14 | 0 | 0 | 0 | 46 | 0 | 0 | 0 | 1 | 0 | 1 | 0 | 0 | 0 | 2 | 0 | 48 | 0 |
| TROUP COUNTY | 78 | 2 | 397 | 2 | 126 | 1 | 19 | 1 | 620 | 2 | 3 | 2 | 30 | 2 | 12 | 2 | 0 | 0 | 45 | 2 | 665 | 2 |

(continued)

Inmate statistical profile

Sample: ACTIVE PRISONERS EXCLUDING JAIL
Active inmates 05/15/2000

Requestor: Statistics

County Of Conviction by current age & sex (CONTINUED)

| County Of Conviction | M E N | | | | | | | | W O M E N | | | | | | | | | | | | | |
|----------------------|-----------|------|-----------|------|-----------|------|-----------|------|-----------|------|-----------|------|-----------|------|-----------|------|-----------|------|-------------|------|-------------|------|
| | Age 00-21 | % | Age 22-39 | % | Age 40-54 | % | Age 55-99 | % | Men Total | % | Age 00-21 | % | Age 22-39 | % | Age 40-54 | % | Age 55-99 | % | Women Total | % | Grand Total | % |
| TURNER COUNTY | 5 | 0 | 50 | 0 | 23 | 0 | 2 | 0 | 80 | 0 | 0 | 0 | 3 | 0 | 0 | 0 | 0 | 0 | 3 | 0 | 83 | 0 |
| TWIGGS COUNTY | 3 | 0 | 18 | 0 | 12 | 0 | 2 | 0 | 35 | 0 | 0 | 0 | 0 | 0 | 0 | 0 | 0 | 0 | 0 | 0 | 35 | 0 |
| UNION COUNTY | 4 | 0 | 24 | 0 | 9 | 0 | 2 | 0 | 39 | 0 | 0 | 0 | 1 | 0 | 0 | 0 | 0 | 0 | 1 | 0 | 40 | 0 |
| UPSON COUNTY | 17 | 0 | 116 | 0 | 45 | 0 | 10 | 1 | 188 | 0 | 0 | 0 | 7 | 0 | 1 | 0 | 0 | 0 | 8 | 0 | 196 | 0 |
| WALKER COUNTY | 20 | 1 | 167 | 1 | 66 | 1 | 11 | 1 | 264 | 1 | 0 | 0 | 13 | 1 | 5 | 1 | 0 | 0 | 18 | 1 | 282 | 1 |
| WALTON COUNTY | 13 | 0 | 174 | 1 | 63 | 1 | 10 | 1 | 260 | 1 | 0 | 0 | 13 | 1 | 3 | 0 | 0 | 0 | 16 | 1 | 276 | 1 |
| WARE COUNTY | 33 | 1 | 258 | 1 | 110 | 1 | 12 | 1 | 413 | 1 | 1 | 1 | 21 | 1 | 3 | 0 | 0 | 0 | 25 | 1 | 438 | 1 |
| WARREN COUNTY | 3 | 0 | 26 | 0 | 18 | 0 | 2 | 0 | 49 | 0 | 0 | 0 | 0 | 0 | 1 | 0 | 0 | 0 | 1 | 0 | 50 | 0 |
| WASHINGTON COUNTY | 17 | 0 | 78 | 0 | 27 | 0 | 2 | 0 | 124 | 0 | 0 | 0 | 5 | 0 | 3 | 0 | 0 | 0 | 8 | 0 | 132 | 0 |
| WAYNE COUNTY | 10 | 0 | 81 | 0 | 24 | 0 | 3 | 0 | 118 | 0 | 0 | 0 | 3 | 0 | 0 | 0 | 0 | 0 | 3 | 0 | 121 | 0 |
| WEBSTER COUNTY | 0 | 0 | 8 | 0 | 1 | 0 | 0 | 0 | 9 | 0 | 0 | 0 | 1 | 0 | 0 | 0 | 0 | 0 | 1 | 0 | 10 | 0 |
| WHEELER COUNTY | 2 | 0 | 22 | 0 | 12 | 0 | 3 | 0 | 39 | 0 | 0 | 0 | 0 | 0 | 0 | 0 | 1 | 2 | 1 | 0 | 40 | 0 |
| WHITE COUNTY | 6 | 0 | 37 | 0 | 15 | 0 | 1 | 0 | 59 | 0 | 0 | 0 | 3 | 0 | 1 | 0 | 0 | 0 | 4 | 0 | 63 | 0 |
| WHITFIELD COUNTY | 35 | 1 | 326 | 1 | 153 | 2 | 26 | 2 | 540 | 1 | 2 | 1 | 35 | 2 | 7 | 1 | 0 | 0 | 44 | 2 | 584 | 1 |
| WILCOX COUNTY | 2 | 0 | 24 | 0 | 11 | 0 | 5 | 0 | 42 | 0 | 0 | 0 | 4 | 0 | 0 | 0 | 0 | 0 | 4 | 0 | 46 | 0 |
| WILKES COUNTY | 9 | 0 | 39 | 0 | 18 | 0 | 2 | 0 | 68 | 0 | 0 | 0 | 6 | 0 | 0 | 0 | 0 | 0 | 6 | 0 | 74 | 0 |
| WILKINSON COUNTY | 2 | 0 | 30 | 0 | 9 | 0 | 1 | 0 | 42 | 0 | 0 | 0 | 2 | 0 | 0 | 0 | 0 | 0 | 2 | 0 | 44 | 0 |
| WORTH COUNTY | 7 | 0 | 82 | 0 | 29 | 0 | 5 | 0 | 123 | 0 | 0 | 0 | 4 | 0 | 0 | 0 | 0 | 0 | 4 | 0 | 127 | 0 |
| CONVERSION | 0 | 0 | 0 | 0 | 0 | 0 | 0 | 0 | 0 | 0 | 0 | 0 | 0 | 0 | 0 | 0 | 0 | 0 | 0 | 0 | 0 | 0 |
| Total reported | 3790 | 100 | 24962 | 100 | 9887 | 100 | 1429 | 100 | 40068 | 100 | 171 | 100 | 1669 | 100 | 656 | 100 | 65 | 100 | 2561 | 100 | 42629 | 100 |
| Percent reported | | 97.3 | | 98.8 | | 98.5 | | 99.2 | | 98.6 | | 96.1 | | 96.4 | | 97.8 | | 98.5 | | 96.8 | | 98.5 |
| UNKNOWN | 107 | | 303 | | 152 | | 11 | | 573 | | 7 | | 62 | | 15 | | 1 | | 85 | | 658 | |
| Total | 3897 | | 25265 | | 10039 | | 1440 | | 40641 | | 178 | | 1731 | | 671 | | 66 | | 2646 | | 43287 | |

Inmate statistical profile

Sample: ACTIVE PRISONERS EXCLUDING JAIL
Active inmates 05/15/2000

Requestor: Statistics

Circuit Of Conviction by current age & sex

| Circ Of Conviction | M E N | | | | | | | | W O M E N | | | | | | | | Grand Total | % | | | | |
|-----------------------|-----------|-------|-----------|-------|-----------|-------|-----------|-------|-----------|-------|-----------|-------|-----------|-------|-----------|---------|-------------|----|-----|---|------|---|
| | Age 00-21 | Age % | Age 22-39 | Age % | Age 40-54 | Age % | Age 55-99 | Men % | Age 00-21 | Age % | Age 22-39 | Age % | Age 40-54 | Age % | Age 55-99 | Women % | | | | | | |
| ALAPAHA CIRCUIT | 20 | 1 | 201 | 1 | 80 | 1 | 13 | 1 | 314 | 1 | 0 | 0 | 19 | 1 | 6 | 1 | 0 | 0 | 25 | 1 | 339 | 1 |
| ALCOVY CIRCUIT | 37 | 1 | 397 | 2 | 134 | 1 | 25 | 2 | 593 | 1 | 1 | 1 | 25 | 2 | 9 | 1 | 2 | 3 | 37 | 1 | 630 | 1 |
| ATLANTA CIRCUIT | 248 | 7 | 2133 | 9 | 980 | 10 | 132 | 9 | 3493 | 9 | 8 | 5 | 63 | 4 | 38 | 6 | 8 | 12 | 117 | 5 | 3610 | 9 |
| ATLANTIC CIRCUIT | 62 | 2 | 422 | 2 | 162 | 2 | 30 | 2 | 676 | 2 | 1 | 1 | 23 | 1 | 11 | 2 | 1 | 2 | 36 | 1 | 712 | 2 |
| AUGUSTA CIRCUIT | 187 | 5 | 1274 | 5 | 479 | 5 | 49 | 3 | 1989 | 5 | 8 | 5 | 104 | 6 | 49 | 8 | 1 | 2 | 162 | 6 | 2151 | 5 |
| BLUE RIDGE CIRCUIT | 30 | 1 | 213 | 1 | 134 | 1 | 30 | 2 | 407 | 1 | 3 | 2 | 27 | 2 | 11 | 2 | 0 | 0 | 41 | 2 | 448 | 1 |
| BRUNSWICK CIRCUIT | 56 | 1 | 547 | 2 | 216 | 2 | 27 | 2 | 846 | 2 | 3 | 2 | 27 | 2 | 14 | 2 | 2 | 3 | 46 | 2 | 892 | 2 |
| CHATTAHOOCHEE CIRCUIT | 195 | 5 | 999 | 4 | 415 | 4 | 46 | 3 | 1655 | 4 | 10 | 6 | 73 | 4 | 34 | 5 | 2 | 3 | 119 | 5 | 1774 | 4 |
| CHEROKEE CIRCUIT | 54 | 1 | 391 | 2 | 166 | 2 | 42 | 3 | 653 | 2 | 1 | 1 | 37 | 2 | 7 | 1 | 0 | 0 | 45 | 2 | 698 | 2 |
| CLAYTON CIRCUIT | 185 | 5 | 998 | 4 | 308 | 3 | 43 | 3 | 1534 | 4 | 10 | 6 | 94 | 6 | 34 | 5 | 4 | 6 | 142 | 6 | 1676 | 4 |
| COBB CIRCUIT | 184 | 5 | 1098 | 4 | 457 | 5 | 63 | 4 | 1802 | 5 | 11 | 6 | 96 | 6 | 45 | 7 | 4 | 6 | 156 | 6 | 1958 | 5 |
| CONASAUGA CIRCUIT | 48 | 1 | 403 | 2 | 182 | 2 | 33 | 2 | 666 | 2 | 2 | 1 | 41 | 2 | 9 | 1 | 0 | 0 | 52 | 2 | 718 | 2 |
| CORDELE CIRCUIT | 56 | 1 | 365 | 1 | 145 | 1 | 24 | 2 | 590 | 1 | 2 | 1 | 27 | 2 | 5 | 1 | 2 | 3 | 36 | 1 | 626 | 1 |
| COWETA CIRCUIT | 205 | 5 | 1054 | 4 | 387 | 4 | 74 | 5 | 1720 | 4 | 12 | 7 | 94 | 6 | 27 | 4 | 2 | 3 | 135 | 5 | 1855 | 4 |
| DOUGHERTY CIRCUIT | 71 | 2 | 562 | 2 | 200 | 2 | 23 | 2 | 856 | 2 | 3 | 2 | 29 | 2 | 13 | 2 | 0 | 0 | 45 | 2 | 901 | 2 |
| DUBLIN CIRCUIT | 40 | 1 | 237 | 1 | 94 | 1 | 6 | 0 | 377 | 1 | 1 | 1 | 13 | 1 | 5 | 1 | 1 | 2 | 20 | 1 | 397 | 1 |
| EASTERN CIRCUIT | 235 | 6 | 1321 | 5 | 445 | 5 | 44 | 3 | 2045 | 5 | 11 | 6 | 89 | 5 | 38 | 6 | 2 | 3 | 140 | 5 | 2185 | 5 |
| FLINT CIRCUIT | 38 | 1 | 293 | 1 | 129 | 1 | 23 | 2 | 483 | 1 | 1 | 1 | 18 | 1 | 5 | 1 | 0 | 0 | 24 | 1 | 507 | 1 |
| GRIFFIN CIRCUIT | 88 | 2 | 622 | 3 | 221 | 2 | 44 | 3 | 975 | 2 | 8 | 5 | 37 | 2 | 14 | 2 | 2 | 3 | 61 | 2 | 1036 | 2 |
| GWINNETT CIRCUIT | 86 | 2 | 641 | 3 | 249 | 3 | 45 | 3 | 1021 | 3 | 5 | 3 | 42 | 3 | 27 | 4 | 4 | 6 | 78 | 3 | 1099 | 3 |
| HOUSTON CIRCUIT | 41 | 1 | 263 | 1 | 107 | 1 | 12 | 1 | 423 | 1 | 0 | 0 | 14 | 1 | 5 | 1 | 1 | 2 | 20 | 1 | 443 | 1 |
| LOOKOUT MOUNTAIN CIR | 57 | 2 | 390 | 2 | 185 | 2 | 39 | 3 | 671 | 2 | 1 | 1 | 33 | 2 | 7 | 1 | 2 | 3 | 43 | 2 | 714 | 2 |
| MACON CIRCUIT | 113 | 3 | 690 | 3 | 309 | 3 | 30 | 2 | 1142 | 3 | 7 | 4 | 28 | 2 | 25 | 4 | 2 | 3 | 62 | 2 | 1204 | 3 |
| MIDDLE CIRCUIT | 77 | 2 | 519 | 2 | 165 | 2 | 21 | 1 | 782 | 2 | 2 | 1 | 40 | 2 | 7 | 1 | 0 | 0 | 49 | 2 | 831 | 2 |
| MOUNTAIN CIRCUIT | 17 | 0 | 138 | 1 | 53 | 1 | 8 | 1 | 216 | 1 | 2 | 1 | 5 | 0 | 4 | 1 | 0 | 0 | 11 | 0 | 227 | 1 |
| NORTHEASTERN CIRCUIT | 46 | 1 | 336 | 1 | 195 | 2 | 30 | 2 | 607 | 2 | 4 | 2 | 30 | 2 | 7 | 1 | 2 | 3 | 43 | 2 | 650 | 2 |
| NORTHERN CIRCUIT | 48 | 1 | 317 | 1 | 120 | 1 | 25 | 2 | 510 | 1 | 2 | 1 | 22 | 1 | 9 | 1 | 2 | 3 | 35 | 1 | 545 | 1 |
| OCMULGEE CIRCUIT | 102 | 3 | 527 | 2 | 177 | 2 | 26 | 2 | 832 | 2 | 2 | 1 | 34 | 2 | 5 | 1 | 2 | 3 | 43 | 2 | 875 | 2 |
| OCONEE CIRCUIT | 58 | 2 | 358 | 1 | 137 | 1 | 16 | 1 | 569 | 1 | 5 | 3 | 39 | 2 | 10 | 2 | 1 | 2 | 55 | 2 | 624 | 1 |
| OGEECHEE CIRCUIT | 100 | 3 | 433 | 2 | 142 | 1 | 15 | 1 | 690 | 2 | 4 | 2 | 36 | 2 | 7 | 1 | 3 | 5 | 50 | 2 | 740 | 2 |
| PATAULA CIRCUIT | 34 | 1 | 263 | 1 | 87 | 1 | 13 | 1 | 397 | 1 | 2 | 1 | 12 | 1 | 6 | 1 | 1 | 2 | 21 | 1 | 418 | 1 |
| PIEDMONT CIRCUIT | 37 | 1 | 215 | 1 | 140 | 1 | 21 | 1 | 413 | 1 | 3 | 2 | 17 | 1 | 9 | 1 | 0 | 0 | 29 | 1 | 442 | 1 |
| ROME CIRCUIT | 37 | 1 | 398 | 2 | 162 | 2 | 19 | 1 | 616 | 2 | 4 | 2 | 48 | 3 | 16 | 2 | 1 | 2 | 69 | 3 | 685 | 2 |
| SOUTH GEORGIA CIRCUIT | 86 | 2 | 491 | 2 | 205 | 2 | 24 | 2 | 806 | 2 | 5 | 3 | 47 | 3 | 13 | 2 | 0 | 0 | 65 | 3 | 871 | 2 |
| SOUTHERN CIRCUIT | 89 | 2 | 834 | 3 | 298 | 3 | 42 | 3 | 1263 | 3 | 3 | 2 | 53 | 3 | 25 | 4 | 2 | 3 | 83 | 3 | 1346 | 3 |

(continued)

Inmate statistical profile

Sample: ACTIVE PRISONERS EXCLUDING JAIL
Active inmates 05/15/2000

Requestor: Statistics

Circuit Of Conviction by current age & sex (Continued)

| Circ Of Conviction | M E N | | | | | | | | W O M E N | | | | | | | | Grand Total | % | | | | |
|----------------------|-----------|------|-----------|------|-----------|------|-----------|------|-----------|------|-----------|------|-----------|------|-----------|------|-------------|------|-----------|------|-------------|------|
| | Age 00-21 | % | Age 22-39 | % | Age 40-54 | % | Age 55-99 | % | Men Total | % | Age 00-21 | % | Age 22-39 | % | Age 40-54 | % | | | Age 55-99 | % | Women Total | % |
| SOUTHWESTERN CIRCUIT | 46 | 1 | 257 | 1 | 87 | 1 | 6 | 0 | 396 | 1 | 2 | 1 | 11 | 1 | 9 | 1 | 0 | 0 | 22 | 1 | 418 | 1 |
| STONE MOUNTAIN CIRCU | 318 | 8 | 1727 | 7 | 606 | 6 | 77 | 5 | 2728 | 7 | 14 | 8 | 59 | 4 | 26 | 4 | 5 | 8 | 104 | 4 | 2832 | 7 |
| TALLAPOOSA CIRCUIT | 34 | 1 | 230 | 1 | 113 | 1 | 22 | 2 | 399 | 1 | 0 | 0 | 14 | 1 | 3 | 0 | 0 | 0 | 17 | 1 | 416 | 1 |
| TIFTON CIRCUIT | 42 | 1 | 366 | 1 | 151 | 2 | 26 | 2 | 585 | 1 | 2 | 1 | 17 | 1 | 3 | 0 | 1 | 2 | 23 | 1 | 608 | 1 |
| TOOMBS CIRCUIT | 28 | 1 | 222 | 1 | 96 | 1 | 15 | 1 | 361 | 1 | 1 | 1 | 11 | 1 | 4 | 1 | 0 | 0 | 16 | 1 | 377 | 1 |
| WAYCROSS CIRCUIT | 66 | 2 | 512 | 2 | 207 | 2 | 25 | 2 | 810 | 2 | 2 | 1 | 40 | 2 | 9 | 1 | 0 | 0 | 51 | 2 | 861 | 2 |
| WESTERN CIRCUIT | 42 | 1 | 358 | 1 | 125 | 1 | 18 | 1 | 543 | 1 | 0 | 0 | 25 | 2 | 12 | 2 | 2 | 3 | 39 | 2 | 582 | 1 |
| ROCKDALE CIRCUIT | 23 | 1 | 167 | 1 | 91 | 1 | 16 | 1 | 297 | 1 | 0 | 0 | 5 | 0 | 7 | 1 | 0 | 0 | 12 | 0 | 309 | 1 |
| DOUGLAS CIRCUIT | 63 | 2 | 345 | 1 | 136 | 1 | 23 | 2 | 567 | 1 | 3 | 2 | 24 | 1 | 12 | 2 | 0 | 0 | 39 | 2 | 606 | 1 |
| APPALACHIAN CIRCUIT | 17 | 0 | 167 | 1 | 97 | 1 | 28 | 2 | 309 | 1 | 0 | 0 | 11 | 1 | 8 | 1 | 1 | 2 | 20 | 1 | 329 | 1 |
| ENOTAH CIRCUIT | 17 | 0 | 116 | 0 | 52 | 1 | 12 | 1 | 197 | 0 | 0 | 0 | 5 | 0 | 3 | 0 | 0 | 0 | 8 | 0 | 205 | 0 |
| BELL-FORSYTH CIRCUIT | 4 | 0 | 59 | 0 | 25 | 0 | 2 | 0 | 90 | 0 | 0 | 0 | 5 | 0 | 0 | 0 | 0 | 0 | 5 | 0 | 95 | 0 |
| Total reported | 3767 | 100 | 24869 | 100 | 9851 | 100 | 1427 | 100 | 39914 | 100 | 171 | 100 | 1663 | 100 | 652 | 100 | 65 | 100 | 2551 | 100 | 42465 | 100 |
| Percent reported | | 96.7 | | 98.4 | | 98.1 | | 99.1 | | 98.2 | | 96.1 | | 96.1 | | 97.2 | | 98.5 | | 96.4 | | 98.1 |
| NOT REPORTED | 130 | | 396 | | 188 | | 13 | | 727 | | 7 | | 68 | | 19 | | 1 | | 95 | | 822 | |
| Total | 3897 | | 25265 | | 10039 | | 1440 | | 40641 | | 178 | | 1731 | | 671 | | 66 | | 2646 | | 43287 | |

Inmate statistical profile

Sample: ACTIVE PRISONERS EXCLUDING JAIL
Active inmates 05/15/2000

Requestor: Statistics

Home County by current age & sex

| Home County | M E N | | | | | | | | W O M E N | | | | | | | | Grand Total | % | | | | |
|----------------------|-----------|---|-----------|---|-----------|---|-----------|---|-----------|---|-----------|---|-----------|---|-----------|---|-------------|---|-----------|---|-------------|---|
| | Age 00-21 | % | Age 22-39 | % | Age 40-54 | % | Age 55-99 | % | Men Total | % | Age 00-21 | % | Age 22-39 | % | Age 40-54 | % | | | Age 55-99 | % | Women Total | % |
| APPLING COUNTY | 3 | 0 | 59 | 0 | 28 | 0 | 3 | 0 | 93 | 0 | 0 | 0 | 4 | 0 | 0 | 0 | 0 | 0 | 4 | 0 | 97 | 0 |
| ATKINSON COUNTY | 1 | 0 | 25 | 0 | 11 | 0 | 5 | 0 | 42 | 0 | 0 | 0 | 0 | 0 | 0 | 0 | 0 | 0 | 0 | 0 | 42 | 0 |
| BACON COUNTY | 2 | 0 | 31 | 0 | 14 | 0 | 1 | 0 | 48 | 0 | 0 | 0 | 2 | 0 | 1 | 0 | 0 | 0 | 3 | 0 | 51 | 0 |
| BAKER COUNTY | 2 | 0 | 14 | 0 | 5 | 0 | 1 | 0 | 22 | 0 | 0 | 0 | 1 | 0 | 0 | 0 | 0 | 0 | 1 | 0 | 23 | 0 |
| BALDWIN COUNTY | 33 | 1 | 190 | 1 | 52 | 1 | 10 | 1 | 285 | 1 | 2 | 1 | 14 | 1 | 2 | 0 | 1 | 2 | 19 | 1 | 304 | 1 |
| BANKS COUNTY | 0 | 0 | 28 | 0 | 16 | 0 | 3 | 0 | 47 | 0 | 1 | 1 | 1 | 0 | 2 | 0 | 0 | 0 | 4 | 0 | 51 | 0 |
| BARROW COUNTY | 16 | 0 | 104 | 0 | 48 | 1 | 8 | 1 | 176 | 0 | 0 | 0 | 8 | 0 | 3 | 0 | 0 | 0 | 11 | 0 | 187 | 0 |
| BARTOW COUNTY | 37 | 1 | 225 | 1 | 99 | 1 | 25 | 2 | 386 | 1 | 2 | 1 | 21 | 1 | 8 | 1 | 0 | 0 | 31 | 1 | 417 | 1 |
| BEN HILL COUNTY | 18 | 0 | 99 | 0 | 30 | 0 | 10 | 1 | 157 | 0 | 0 | 0 | 7 | 0 | 5 | 1 | 0 | 0 | 12 | 0 | 169 | 0 |
| BERRIEN COUNTY | 2 | 0 | 37 | 0 | 10 | 0 | 4 | 0 | 53 | 0 | 0 | 0 | 5 | 0 | 1 | 0 | 0 | 0 | 6 | 0 | 59 | 0 |
| BIBB COUNTY | 113 | 3 | 636 | 3 | 288 | 3 | 29 | 2 | 1066 | 3 | 7 | 4 | 35 | 2 | 23 | 4 | 1 | 2 | 66 | 3 | 1132 | 3 |
| BLECKLEY COUNTY | 13 | 0 | 64 | 0 | 19 | 0 | 3 | 0 | 99 | 0 | 1 | 1 | 6 | 0 | 2 | 0 | 0 | 0 | 9 | 0 | 108 | 0 |
| BRANTLEY COUNTY | 5 | 0 | 20 | 0 | 8 | 0 | 2 | 0 | 35 | 0 | 0 | 0 | 3 | 0 | 1 | 0 | 0 | 0 | 4 | 0 | 39 | 0 |
| BROOKS COUNTY | 2 | 0 | 65 | 0 | 20 | 0 | 2 | 0 | 89 | 0 | 0 | 0 | 1 | 0 | 2 | 0 | 0 | 0 | 3 | 0 | 92 | 0 |
| BRYAN COUNTY | 9 | 0 | 52 | 0 | 28 | 0 | 3 | 0 | 92 | 0 | 0 | 0 | 2 | 0 | 2 | 0 | 0 | 0 | 4 | 0 | 96 | 0 |
| BULLOCH COUNTY | 44 | 1 | 187 | 1 | 64 | 1 | 7 | 1 | 302 | 1 | 0 | 0 | 16 | 1 | 5 | 1 | 1 | 2 | 22 | 1 | 324 | 1 |
| BURKE COUNTY | 13 | 0 | 108 | 0 | 33 | 0 | 7 | 1 | 161 | 0 | 0 | 0 | 5 | 0 | 2 | 0 | 0 | 0 | 7 | 0 | 168 | 0 |
| BUTTS COUNTY | 11 | 0 | 75 | 0 | 25 | 0 | 4 | 0 | 115 | 0 | 0 | 0 | 7 | 0 | 1 | 0 | 0 | 0 | 8 | 0 | 123 | 0 |
| CALHOUN COUNTY | 3 | 0 | 23 | 0 | 11 | 0 | 1 | 0 | 38 | 0 | 0 | 0 | 2 | 0 | 1 | 0 | 0 | 0 | 3 | 0 | 41 | 0 |
| CAMDEN COUNTY | 4 | 0 | 59 | 0 | 22 | 0 | 3 | 0 | 88 | 0 | 1 | 1 | 3 | 0 | 2 | 0 | 0 | 0 | 6 | 0 | 94 | 0 |
| CANDLER COUNTY | 4 | 0 | 61 | 0 | 16 | 0 | 0 | 0 | 81 | 0 | 0 | 0 | 2 | 0 | 1 | 0 | 0 | 0 | 3 | 0 | 84 | 0 |
| CARROLL COUNTY | 35 | 1 | 232 | 1 | 101 | 1 | 30 | 2 | 398 | 1 | 6 | 4 | 29 | 2 | 9 | 1 | 0 | 0 | 44 | 2 | 442 | 1 |
| CATOOSA COUNTY | 11 | 0 | 55 | 0 | 33 | 0 | 12 | 1 | 111 | 0 | 0 | 0 | 7 | 0 | 0 | 0 | 0 | 0 | 7 | 0 | 118 | 0 |
| CHARLTON COUNTY | 1 | 0 | 30 | 0 | 13 | 0 | 1 | 0 | 45 | 0 | 0 | 0 | 2 | 0 | 2 | 0 | 0 | 0 | 4 | 0 | 49 | 0 |
| CHATHAM COUNTY | 230 | 6 | 1263 | 5 | 426 | 5 | 48 | 4 | 1967 | 5 | 10 | 6 | 88 | 5 | 31 | 5 | 4 | 6 | 133 | 5 | 2100 | 5 |
| CHATTAHOOCHEE COUNTY | 1 | 0 | 6 | 0 | 5 | 0 | 0 | 0 | 12 | 0 | 0 | 0 | 0 | 0 | 0 | 0 | 0 | 0 | 0 | 0 | 12 | 0 |
| CHATTOOGA COUNTY | 17 | 0 | 102 | 0 | 43 | 0 | 6 | 0 | 168 | 0 | 1 | 1 | 9 | 1 | 2 | 0 | 1 | 2 | 13 | 1 | 181 | 0 |
| CHEROKEE COUNTY | 22 | 1 | 166 | 1 | 82 | 1 | 16 | 1 | 286 | 1 | 2 | 1 | 19 | 1 | 5 | 1 | 0 | 0 | 26 | 1 | 312 | 1 |
| CLARKE COUNTY | 45 | 1 | 338 | 1 | 115 | 1 | 14 | 1 | 512 | 1 | 1 | 1 | 26 | 2 | 11 | 2 | 3 | 5 | 41 | 2 | 553 | 1 |
| CLAY COUNTY | 2 | 0 | 14 | 0 | 6 | 0 | 0 | 0 | 22 | 0 | 0 | 0 | 1 | 0 | 0 | 0 | 0 | 0 | 1 | 0 | 23 | 0 |
| CLAYTON COUNTY | 145 | 4 | 685 | 3 | 230 | 2 | 36 | 3 | 1096 | 3 | 9 | 5 | 56 | 3 | 17 | 3 | 3 | 5 | 85 | 3 | 1181 | 3 |
| CLINCH COUNTY | 5 | 0 | 26 | 0 | 11 | 0 | 1 | 0 | 43 | 0 | 0 | 0 | 2 | 0 | 1 | 0 | 0 | 0 | 3 | 0 | 46 | 0 |
| COBB COUNTY | 153 | 4 | 804 | 3 | 367 | 4 | 44 | 3 | 1368 | 4 | 12 | 7 | 90 | 6 | 32 | 5 | 2 | 3 | 136 | 5 | 1504 | 4 |
| COFFEE COUNTY | 14 | 0 | 130 | 1 | 37 | 0 | 5 | 0 | 186 | 0 | 2 | 1 | 16 | 1 | 5 | 1 | 1 | 2 | 24 | 1 | 210 | 1 |
| COLQUITT COUNTY | 29 | 1 | 184 | 1 | 70 | 1 | 13 | 1 | 296 | 1 | 0 | 0 | 19 | 1 | 5 | 1 | 0 | 0 | 24 | 1 | 320 | 1 |
| COLUMBIA COUNTY | 23 | 1 | 90 | 0 | 28 | 0 | 3 | 0 | 144 | 0 | 2 | 1 | 9 | 1 | 5 | 1 | 0 | 0 | 16 | 1 | 160 | 0 |

(continued)

Inmate statistical profile

Sample: ACTIVE PRISONERS EXCLUDING JAIL
Active inmates 05/15/2000

Requestor: Statistics

Home County by current age & sex (CONTINUED)

| Home County | M E N | | | | | | | | W O M E N | | | | | | | | Grand Total | % | | | | |
|------------------|-----------|----|-----------|----|-----------|----|-----------|----|-----------|----|-----------|---|-----------|---|-----------|----|-------------|----|-----------|---|-------------|----|
| | Age 00-21 | % | Age 22-39 | % | Age 40-54 | % | Age 55-99 | % | Men Total | % | Age 00-21 | % | Age 22-39 | % | Age 40-54 | % | | | Age 55-99 | % | Women Total | % |
| COOK COUNTY | 12 | 0 | 80 | 0 | 36 | 0 | 3 | 0 | 131 | 0 | 0 | 0 | 9 | 1 | 2 | 0 | 0 | 0 | 11 | 0 | 142 | 0 |
| COWETA COUNTY | 47 | 1 | 238 | 1 | 81 | 1 | 7 | 1 | 373 | 1 | 3 | 2 | 26 | 2 | 2 | 0 | 0 | 0 | 31 | 1 | 404 | 1 |
| CRAWFORD COUNTY | 0 | 0 | 13 | 0 | 2 | 0 | 0 | 0 | 15 | 0 | 0 | 0 | 0 | 0 | 0 | 0 | 0 | 0 | 0 | 0 | 15 | 0 |
| CRISP COUNTY | 24 | 1 | 124 | 1 | 46 | 0 | 7 | 1 | 201 | 1 | 3 | 2 | 9 | 1 | 1 | 0 | 1 | 2 | 14 | 1 | 215 | 1 |
| DADE COUNTY | 1 | 0 | 28 | 0 | 13 | 0 | 7 | 1 | 49 | 0 | 0 | 0 | 1 | 0 | 0 | 0 | 0 | 0 | 1 | 0 | 50 | 0 |
| DAWSON COUNTY | 3 | 0 | 35 | 0 | 19 | 0 | 0 | 0 | 57 | 0 | 0 | 0 | 4 | 0 | 0 | 0 | 0 | 0 | 4 | 0 | 61 | 0 |
| DECATUR COUNTY | 33 | 1 | 167 | 1 | 54 | 1 | 8 | 1 | 262 | 1 | 0 | 0 | 11 | 1 | 4 | 1 | 0 | 0 | 15 | 1 | 277 | 1 |
| DEKALB COUNTY | 275 | 8 | 1504 | 6 | 497 | 5 | 70 | 5 | 2346 | 6 | 11 | 7 | 61 | 4 | 30 | 5 | 5 | 8 | 107 | 4 | 2453 | 6 |
| DODGE COUNTY | 10 | 0 | 99 | 0 | 41 | 0 | 4 | 0 | 154 | 0 | 2 | 1 | 16 | 1 | 2 | 0 | 0 | 0 | 20 | 1 | 174 | 0 |
| DOOLY COUNTY | 15 | 0 | 61 | 0 | 18 | 0 | 0 | 0 | 94 | 0 | 0 | 0 | 4 | 0 | 0 | 0 | 0 | 0 | 4 | 0 | 98 | 0 |
| DOUGHERTY COUNTY | 76 | 2 | 574 | 2 | 205 | 2 | 17 | 1 | 872 | 2 | 3 | 2 | 34 | 2 | 16 | 3 | 1 | 2 | 54 | 2 | 926 | 2 |
| DOUGLAS COUNTY | 52 | 1 | 204 | 1 | 92 | 1 | 16 | 1 | 364 | 1 | 3 | 2 | 16 | 1 | 7 | 1 | 0 | 0 | 26 | 1 | 390 | 1 |
| EARLY COUNTY | 10 | 0 | 51 | 0 | 17 | 0 | 5 | 0 | 83 | 0 | 0 | 0 | 3 | 0 | 1 | 0 | 0 | 0 | 4 | 0 | 87 | 0 |
| ECHOLS COUNTY | 1 | 0 | 1 | 0 | 2 | 0 | 1 | 0 | 5 | 0 | 0 | 0 | 0 | 0 | 0 | 0 | 0 | 0 | 0 | 0 | 5 | 0 |
| EFFINGHAM COUNTY | 21 | 1 | 79 | 0 | 28 | 0 | 2 | 0 | 130 | 0 | 1 | 1 | 4 | 0 | 2 | 0 | 1 | 2 | 8 | 0 | 138 | 0 |
| ELBERT COUNTY | 13 | 0 | 94 | 0 | 39 | 0 | 5 | 0 | 151 | 0 | 0 | 0 | 6 | 0 | 4 | 1 | 0 | 0 | 10 | 0 | 161 | 0 |
| EMANUEL COUNTY | 8 | 0 | 102 | 0 | 28 | 0 | 5 | 0 | 143 | 0 | 0 | 0 | 5 | 0 | 1 | 0 | 0 | 0 | 6 | 0 | 149 | 0 |
| EVANS COUNTY | 5 | 0 | 45 | 0 | 10 | 0 | 2 | 0 | 62 | 0 | 0 | 0 | 0 | 0 | 4 | 1 | 0 | 0 | 4 | 0 | 66 | 0 |
| FANNIN COUNTY | 0 | 0 | 45 | 0 | 28 | 0 | 9 | 1 | 82 | 0 | 0 | 0 | 5 | 0 | 0 | 0 | 1 | 2 | 6 | 0 | 88 | 0 |
| FAYETTE COUNTY | 4 | 0 | 61 | 0 | 18 | 0 | 6 | 0 | 89 | 0 | 0 | 0 | 6 | 0 | 1 | 0 | 0 | 0 | 7 | 0 | 96 | 0 |
| FLOYD COUNTY | 37 | 1 | 382 | 2 | 145 | 2 | 16 | 1 | 580 | 2 | 3 | 2 | 47 | 3 | 14 | 2 | 1 | 2 | 65 | 3 | 645 | 2 |
| FORSYTH COUNTY | 9 | 0 | 70 | 0 | 26 | 0 | 6 | 0 | 111 | 0 | 0 | 0 | 6 | 0 | 5 | 1 | 0 | 0 | 11 | 0 | 122 | 0 |
| FRANKLIN COUNTY | 13 | 0 | 55 | 0 | 23 | 0 | 4 | 0 | 95 | 0 | 0 | 0 | 3 | 0 | 1 | 0 | 1 | 2 | 5 | 0 | 100 | 0 |
| FULTON COUNTY | 381 | 10 | 2998 | 13 | 1287 | 14 | 155 | 12 | 4821 | 13 | 15 | 9 | 104 | 6 | 65 | 10 | 8 | 13 | 192 | 8 | 5013 | 13 |
| GILMER COUNTY | 10 | 0 | 49 | 0 | 35 | 0 | 9 | 1 | 103 | 0 | 0 | 0 | 2 | 0 | 1 | 0 | 0 | 0 | 3 | 0 | 106 | 0 |
| GLASCOCK COUNTY | 0 | 0 | 6 | 0 | 0 | 0 | 0 | 0 | 6 | 0 | 0 | 0 | 0 | 0 | 0 | 0 | 0 | 0 | 0 | 0 | 6 | 0 |
| GLYNN COUNTY | 33 | 1 | 284 | 1 | 90 | 1 | 17 | 1 | 424 | 1 | 2 | 1 | 19 | 1 | 7 | 1 | 1 | 2 | 29 | 1 | 453 | 1 |
| GORDON COUNTY | 15 | 0 | 146 | 1 | 57 | 1 | 16 | 1 | 234 | 1 | 0 | 0 | 16 | 1 | 3 | 0 | 0 | 0 | 19 | 1 | 253 | 1 |
| GRADY COUNTY | 23 | 1 | 111 | 0 | 41 | 0 | 6 | 0 | 181 | 0 | 1 | 1 | 9 | 1 | 5 | 1 | 0 | 0 | 15 | 1 | 196 | 0 |
| GREENE COUNTY | 18 | 0 | 42 | 0 | 9 | 0 | 2 | 0 | 71 | 0 | 0 | 0 | 2 | 0 | 2 | 0 | 0 | 0 | 4 | 0 | 75 | 0 |
| GWINNETT COUNTY | 73 | 2 | 503 | 2 | 201 | 2 | 34 | 3 | 811 | 2 | 2 | 1 | 41 | 3 | 18 | 3 | 3 | 5 | 64 | 3 | 875 | 2 |
| HABERSHAM COUNTY | 7 | 0 | 55 | 0 | 23 | 0 | 1 | 0 | 86 | 0 | 1 | 1 | 1 | 0 | 1 | 0 | 0 | 0 | 3 | 0 | 89 | 0 |
| HALL COUNTY | 41 | 1 | 273 | 1 | 168 | 2 | 31 | 2 | 513 | 1 | 3 | 2 | 28 | 2 | 7 | 1 | 2 | 3 | 40 | 2 | 553 | 1 |
| HANCOCK COUNTY | 7 | 0 | 27 | 0 | 10 | 0 | 1 | 0 | 45 | 0 | 0 | 0 | 0 | 0 | 1 | 0 | 1 | 2 | 2 | 0 | 47 | 0 |
| HARALSON COUNTY | 9 | 0 | 56 | 0 | 22 | 0 | 5 | 0 | 92 | 0 | 1 | 1 | 8 | 0 | 0 | 0 | 0 | 0 | 9 | 0 | 101 | 0 |

(continued)

Inmate statistical profile

Sample: ACTIVE PRISONERS EXCLUDING JAIL
Active inmates 05/15/2000

Requestor: Statistics

Home County by current age & sex (CONTINUED)

| Home County | M E N | | | | | | | | W O M E N | | | | | | | | Grand Total | % | | | | |
|-------------------|-----------|---|-----------|---|-----------|---|-----------|---|-----------|---|-----------|---|-----------|---|-----------|---|-------------|---|-----------|---|-------------|---|
| | Age 00-21 | % | Age 22-39 | % | Age 40-54 | % | Age 55-99 | % | Men Total | % | Age 00-21 | % | Age 22-39 | % | Age 40-54 | % | | | Age 55-99 | % | Women Total | % |
| HARRIS COUNTY | 10 | 0 | 45 | 0 | 20 | 0 | 4 | 0 | 79 | 0 | 0 | 0 | 4 | 0 | 0 | 0 | 0 | 0 | 4 | 0 | 83 | 0 |
| HART COUNTY | 3 | 0 | 52 | 0 | 14 | 0 | 2 | 0 | 71 | 0 | 1 | 1 | 3 | 0 | 2 | 0 | 0 | 0 | 6 | 0 | 77 | 0 |
| HEARD COUNTY | 2 | 0 | 32 | 0 | 11 | 0 | 10 | 1 | 55 | 0 | 0 | 0 | 2 | 0 | 0 | 0 | 0 | 0 | 2 | 0 | 57 | 0 |
| HENRY COUNTY | 25 | 1 | 153 | 1 | 61 | 1 | 10 | 1 | 249 | 1 | 4 | 2 | 6 | 0 | 7 | 1 | 0 | 0 | 17 | 1 | 266 | 1 |
| HOUSTON COUNTY | 46 | 1 | 250 | 1 | 107 | 1 | 14 | 1 | 417 | 1 | 0 | 0 | 20 | 1 | 7 | 1 | 1 | 2 | 28 | 1 | 445 | 1 |
| IRWIN COUNTY | 10 | 0 | 46 | 0 | 18 | 0 | 3 | 0 | 77 | 0 | 0 | 0 | 2 | 0 | 0 | 0 | 0 | 0 | 2 | 0 | 79 | 0 |
| JACKSON COUNTY | 20 | 1 | 91 | 0 | 67 | 1 | 11 | 1 | 189 | 1 | 1 | 1 | 10 | 1 | 2 | 0 | 0 | 0 | 13 | 1 | 202 | 1 |
| JASPER COUNTY | 7 | 0 | 42 | 0 | 13 | 0 | 2 | 0 | 64 | 0 | 0 | 0 | 0 | 0 | 1 | 0 | 0 | 0 | 1 | 0 | 65 | 0 |
| JEFF DAVIS COUNTY | 3 | 0 | 37 | 0 | 25 | 0 | 2 | 0 | 67 | 0 | 1 | 1 | 2 | 0 | 2 | 0 | 0 | 0 | 5 | 0 | 72 | 0 |
| JEFFERSON COUNTY | 19 | 1 | 87 | 0 | 32 | 0 | 3 | 0 | 141 | 0 | 0 | 0 | 11 | 1 | 3 | 0 | 0 | 0 | 14 | 1 | 155 | 0 |
| JENKINS COUNTY | 13 | 0 | 56 | 0 | 15 | 0 | 1 | 0 | 85 | 0 | 0 | 0 | 7 | 0 | 0 | 0 | 0 | 0 | 7 | 0 | 92 | 0 |
| JOHNSON COUNTY | 2 | 0 | 27 | 0 | 8 | 0 | 1 | 0 | 38 | 0 | 0 | 0 | 2 | 0 | 1 | 0 | 0 | 0 | 3 | 0 | 41 | 0 |
| JONES COUNTY | 7 | 0 | 18 | 0 | 8 | 0 | 2 | 0 | 35 | 0 | 0 | 0 | 3 | 0 | 0 | 0 | 0 | 0 | 3 | 0 | 38 | 0 |
| LAMAR COUNTY | 4 | 0 | 66 | 0 | 32 | 0 | 7 | 1 | 109 | 0 | 0 | 0 | 1 | 0 | 3 | 0 | 0 | 0 | 4 | 0 | 113 | 0 |
| LANIER COUNTY | 2 | 0 | 35 | 0 | 7 | 0 | 3 | 0 | 47 | 0 | 0 | 0 | 4 | 0 | 1 | 0 | 0 | 0 | 5 | 0 | 52 | 0 |
| LAURENS COUNTY | 26 | 1 | 159 | 1 | 54 | 1 | 5 | 0 | 244 | 1 | 1 | 1 | 9 | 1 | 3 | 0 | 2 | 3 | 15 | 1 | 259 | 1 |
| LEE COUNTY | 7 | 0 | 26 | 0 | 14 | 0 | 2 | 0 | 49 | 0 | 0 | 0 | 0 | 0 | 0 | 0 | 0 | 0 | 0 | 0 | 49 | 0 |
| LIBERTY COUNTY | 28 | 1 | 131 | 1 | 34 | 0 | 7 | 1 | 200 | 1 | 0 | 0 | 11 | 1 | 5 | 1 | 0 | 0 | 16 | 1 | 216 | 1 |
| LINCOLN COUNTY | 2 | 0 | 18 | 0 | 10 | 0 | 1 | 0 | 31 | 0 | 0 | 0 | 1 | 0 | 0 | 0 | 0 | 0 | 1 | 0 | 32 | 0 |
| LONG COUNTY | 2 | 0 | 21 | 0 | 12 | 0 | 1 | 0 | 36 | 0 | 0 | 0 | 3 | 0 | 0 | 0 | 0 | 0 | 3 | 0 | 39 | 0 |
| LOWNDES COUNTY | 35 | 1 | 310 | 1 | 111 | 1 | 14 | 1 | 470 | 1 | 2 | 1 | 22 | 1 | 11 | 2 | 1 | 2 | 36 | 1 | 506 | 1 |
| LUMPKIN COUNTY | 2 | 0 | 40 | 0 | 22 | 0 | 6 | 0 | 70 | 0 | 0 | 0 | 3 | 0 | 1 | 0 | 0 | 0 | 4 | 0 | 74 | 0 |
| MACON COUNTY | 8 | 0 | 53 | 0 | 18 | 0 | 0 | 0 | 79 | 0 | 0 | 0 | 2 | 0 | 2 | 0 | 0 | 0 | 4 | 0 | 83 | 0 |
| MADISON COUNTY | 6 | 0 | 59 | 0 | 27 | 0 | 9 | 1 | 101 | 0 | 0 | 0 | 6 | 0 | 1 | 0 | 1 | 2 | 8 | 0 | 109 | 0 |
| MARION COUNTY | 9 | 0 | 23 | 0 | 10 | 0 | 1 | 0 | 43 | 0 | 0 | 0 | 0 | 0 | 1 | 0 | 0 | 0 | 1 | 0 | 44 | 0 |
| MCDUFFIE COUNTY | 11 | 0 | 98 | 0 | 29 | 0 | 5 | 0 | 143 | 0 | 1 | 1 | 6 | 0 | 0 | 0 | 0 | 0 | 7 | 0 | 150 | 0 |
| MCINTOSH COUNTY | 7 | 0 | 49 | 0 | 15 | 0 | 3 | 0 | 74 | 0 | 0 | 0 | 2 | 0 | 0 | 0 | 0 | 0 | 2 | 0 | 76 | 0 |
| MERIWETHER COUNTY | 29 | 1 | 99 | 0 | 47 | 1 | 8 | 1 | 183 | 0 | 0 | 0 | 6 | 0 | 3 | 0 | 2 | 3 | 11 | 0 | 194 | 0 |
| MILLER COUNTY | 2 | 0 | 21 | 0 | 9 | 0 | 0 | 0 | 32 | 0 | 1 | 1 | 2 | 0 | 0 | 0 | 0 | 0 | 3 | 0 | 35 | 0 |
| MITCHELL COUNTY | 19 | 1 | 122 | 1 | 51 | 1 | 6 | 0 | 198 | 1 | 3 | 2 | 10 | 1 | 3 | 0 | 0 | 0 | 16 | 1 | 214 | 1 |
| MONROE COUNTY | 9 | 0 | 58 | 0 | 30 | 0 | 1 | 0 | 98 | 0 | 0 | 0 | 1 | 0 | 1 | 0 | 0 | 0 | 2 | 0 | 100 | 0 |
| MONTGOMERY COUNTY | 3 | 0 | 24 | 0 | 5 | 0 | 0 | 0 | 32 | 0 | 0 | 0 | 3 | 0 | 0 | 0 | 0 | 0 | 3 | 0 | 35 | 0 |
| MORGAN COUNTY | 10 | 0 | 39 | 0 | 19 | 0 | 4 | 0 | 72 | 0 | 0 | 0 | 4 | 0 | 0 | 0 | 0 | 0 | 4 | 0 | 76 | 0 |
| MURRAY COUNTY | 8 | 0 | 85 | 0 | 35 | 0 | 10 | 1 | 138 | 0 | 1 | 1 | 9 | 1 | 3 | 0 | 0 | 0 | 13 | 1 | 151 | 0 |
| MUSCOGEE COUNTY | 150 | 4 | 749 | 3 | 308 | 3 | 30 | 2 | 1237 | 3 | 5 | 3 | 62 | 4 | 30 | 5 | 1 | 2 | 98 | 4 | 1335 | 3 |

(continued)

Inmate statistical profile

Sample: ACTIVE PRISONERS EXCLUDING JAIL
Active inmates 05/15/2000

Requestor: Statistics

Home County by current age & sex (CONTINUED)

| Home County | M E N | | | | | | | | W O M E N | | | | | | | | Grand Total | % | | | | |
|-------------------|-----------|---|-----------|---|-----------|---|-----------|---|-----------|---|-----------|---|-----------|---|-----------|---|-------------|---|-----------|---|-------------|---|
| | Age 00-21 | % | Age 22-39 | % | Age 40-54 | % | Age 55-99 | % | Men Total | % | Age 00-21 | % | Age 22-39 | % | Age 40-54 | % | | | Age 55-99 | % | Women Total | % |
| NEWTON COUNTY | 20 | 1 | 215 | 1 | 71 | 1 | 13 | 1 | 319 | 1 | 0 | 0 | 12 | 1 | 3 | 0 | 3 | 5 | 18 | 1 | 337 | 1 |
| OCONEE COUNTY | 4 | 0 | 19 | 0 | 12 | 0 | 1 | 0 | 36 | 0 | 1 | 1 | 0 | 0 | 1 | 0 | 0 | 0 | 2 | 0 | 38 | 0 |
| OGLETHORPE COUNTY | 2 | 0 | 29 | 0 | 5 | 0 | 0 | 0 | 36 | 0 | 0 | 0 | 0 | 0 | 0 | 0 | 0 | 0 | 0 | 0 | 36 | 0 |
| PAULDING COUNTY | 5 | 0 | 86 | 0 | 48 | 1 | 10 | 1 | 149 | 0 | 0 | 0 | 8 | 0 | 5 | 1 | 1 | 2 | 14 | 1 | 163 | 0 |
| PEACH COUNTY | 7 | 0 | 58 | 0 | 29 | 0 | 0 | 0 | 94 | 0 | 0 | 0 | 1 | 0 | 1 | 0 | 0 | 0 | 2 | 0 | 96 | 0 |
| PICKENS COUNTY | 6 | 0 | 46 | 0 | 29 | 0 | 5 | 0 | 86 | 0 | 1 | 1 | 5 | 0 | 5 | 1 | 0 | 0 | 11 | 0 | 97 | 0 |
| PIERCE COUNTY | 5 | 0 | 28 | 0 | 12 | 0 | 1 | 0 | 46 | 0 | 0 | 0 | 0 | 0 | 0 | 0 | 0 | 0 | 0 | 0 | 46 | 0 |
| PIKE COUNTY | 3 | 0 | 11 | 0 | 13 | 0 | 3 | 0 | 30 | 0 | 0 | 0 | 0 | 0 | 0 | 0 | 0 | 0 | 0 | 0 | 30 | 0 |
| POLK COUNTY | 17 | 0 | 110 | 0 | 49 | 1 | 8 | 1 | 184 | 0 | 0 | 0 | 4 | 0 | 0 | 0 | 0 | 0 | 4 | 0 | 188 | 0 |
| PULASKI COUNTY | 9 | 0 | 45 | 0 | 17 | 0 | 1 | 0 | 72 | 0 | 1 | 1 | 5 | 0 | 1 | 0 | 0 | 0 | 7 | 0 | 79 | 0 |
| PUTNAM COUNTY | 12 | 0 | 60 | 0 | 34 | 0 | 4 | 0 | 110 | 0 | 0 | 0 | 3 | 0 | 2 | 0 | 1 | 2 | 6 | 0 | 116 | 0 |
| QUITMAN COUNTY | 0 | 0 | 6 | 0 | 1 | 0 | 0 | 0 | 7 | 0 | 0 | 0 | 0 | 0 | 1 | 0 | 1 | 2 | 2 | 0 | 9 | 0 |
| RABUN COUNTY | 3 | 0 | 21 | 0 | 10 | 0 | 1 | 0 | 35 | 0 | 0 | 0 | 0 | 0 | 2 | 0 | 0 | 0 | 2 | 0 | 37 | 0 |
| RANDOLPH COUNTY | 6 | 0 | 40 | 0 | 11 | 0 | 3 | 0 | 60 | 0 | 0 | 0 | 0 | 0 | 2 | 0 | 0 | 0 | 2 | 0 | 62 | 0 |
| RICHMOND COUNTY | 136 | 4 | 1011 | 4 | 386 | 4 | 32 | 2 | 1565 | 4 | 6 | 4 | 82 | 5 | 44 | 7 | 1 | 2 | 133 | 5 | 1698 | 4 |
| ROCKDALE COUNTY | 18 | 0 | 131 | 1 | 65 | 1 | 12 | 1 | 226 | 1 | 1 | 1 | 9 | 1 | 7 | 1 | 0 | 0 | 17 | 1 | 243 | 1 |
| SCHLEY COUNTY | 1 | 0 | 13 | 0 | 6 | 0 | 0 | 0 | 20 | 0 | 0 | 0 | 1 | 0 | 0 | 0 | 0 | 0 | 1 | 0 | 21 | 0 |
| SCREVEN COUNTY | 15 | 0 | 64 | 0 | 24 | 0 | 3 | 0 | 106 | 0 | 3 | 2 | 8 | 0 | 1 | 0 | 0 | 0 | 12 | 0 | 118 | 0 |
| SEMINOLE COUNTY | 9 | 0 | 50 | 0 | 18 | 0 | 1 | 0 | 78 | 0 | 1 | 1 | 2 | 0 | 2 | 0 | 0 | 0 | 5 | 0 | 83 | 0 |
| SPALDING COUNTY | 57 | 2 | 343 | 1 | 114 | 1 | 19 | 1 | 533 | 1 | 6 | 4 | 24 | 1 | 8 | 1 | 2 | 3 | 40 | 2 | 573 | 1 |
| STEPHENS COUNTY | 7 | 0 | 68 | 0 | 26 | 0 | 5 | 0 | 106 | 0 | 0 | 0 | 7 | 0 | 1 | 0 | 0 | 0 | 8 | 0 | 114 | 0 |
| STEWART COUNTY | 2 | 0 | 14 | 0 | 8 | 0 | 1 | 0 | 25 | 0 | 0 | 0 | 1 | 0 | 0 | 0 | 0 | 0 | 1 | 0 | 26 | 0 |
| SUMTER COUNTY | 18 | 0 | 131 | 1 | 49 | 1 | 6 | 0 | 204 | 1 | 0 | 0 | 7 | 0 | 4 | 1 | 0 | 0 | 11 | 0 | 215 | 1 |
| TALBOT COUNTY | 10 | 0 | 27 | 0 | 5 | 0 | 0 | 0 | 42 | 0 | 1 | 1 | 2 | 0 | 1 | 0 | 0 | 0 | 4 | 0 | 46 | 0 |
| TALIAFERRO COUNTY | 1 | 0 | 8 | 0 | 2 | 0 | 0 | 0 | 11 | 0 | 0 | 0 | 0 | 0 | 1 | 0 | 0 | 0 | 1 | 0 | 12 | 0 |
| TATNALL COUNTY | 14 | 0 | 85 | 0 | 26 | 0 | 3 | 0 | 128 | 0 | 0 | 0 | 1 | 0 | 5 | 1 | 0 | 0 | 6 | 0 | 134 | 0 |
| TAYLOR COUNTY | 11 | 0 | 46 | 0 | 16 | 0 | 3 | 0 | 76 | 0 | 2 | 1 | 2 | 0 | 0 | 0 | 0 | 0 | 4 | 0 | 80 | 0 |
| TELFAIR COUNTY | 8 | 0 | 86 | 0 | 28 | 0 | 2 | 0 | 124 | 0 | 1 | 1 | 8 | 0 | 2 | 0 | 0 | 0 | 11 | 0 | 135 | 0 |
| TERRELL COUNTY | 10 | 0 | 56 | 0 | 16 | 0 | 1 | 0 | 83 | 0 | 0 | 0 | 2 | 0 | 0 | 0 | 0 | 0 | 2 | 0 | 85 | 0 |
| THOMAS COUNTY | 23 | 1 | 180 | 1 | 61 | 1 | 6 | 0 | 270 | 1 | 0 | 0 | 13 | 1 | 3 | 0 | 0 | 0 | 16 | 1 | 286 | 1 |
| TIFT COUNTY | 18 | 0 | 169 | 1 | 75 | 1 | 12 | 1 | 274 | 1 | 1 | 1 | 8 | 0 | 1 | 0 | 1 | 2 | 11 | 0 | 285 | 1 |
| TOOMBS COUNTY | 29 | 1 | 139 | 1 | 53 | 1 | 7 | 1 | 228 | 1 | 2 | 1 | 12 | 1 | 3 | 0 | 0 | 0 | 17 | 1 | 245 | 1 |
| TOWNS COUNTY | 3 | 0 | 6 | 0 | 4 | 0 | 2 | 0 | 15 | 0 | 0 | 0 | 0 | 0 | 0 | 0 | 0 | 0 | 0 | 0 | 15 | 0 |
| TREUTLEN COUNTY | 4 | 0 | 29 | 0 | 10 | 0 | 0 | 0 | 43 | 0 | 0 | 0 | 0 | 0 | 1 | 0 | 0 | 0 | 1 | 0 | 44 | 0 |
| TROUP COUNTY | 66 | 2 | 344 | 1 | 103 | 1 | 15 | 1 | 528 | 1 | 3 | 2 | 28 | 2 | 11 | 2 | 0 | 0 | 42 | 2 | 570 | 1 |

(continued)

Inmate statistical profile

Sample: ACTIVE PRISONERS EXCLUDING JAIL
Active inmates 05/15/2000

Requestor: Statistics

Home County by current age & sex (CONTINUED)

| Home County | M E N | | | | | | | | W O M E N | | | | | | | | | | | | | |
|-------------------|-------|------|-------|------|-------|------|-------|------|-----------|------|-------|------|-------|------|-------|------|-------|------|-------|------|-------|------|
| | Age | % | Age | % | Age | % | Age | % | Men | % | Age | % | Age | % | Age | % | Women | % | Grand | % | | |
| | 00-21 | | 22-39 | | 40-54 | | 55-99 | | Total | | 00-21 | | 22-39 | | 40-54 | | 55-99 | | Total | | Total | |
| TURNER COUNTY | 5 | 0 | 44 | 0 | 19 | 0 | 2 | 0 | 70 | 0 | 0 | 0 | 4 | 0 | 0 | 0 | 0 | 0 | 4 | 0 | 74 | 0 |
| TWIGGS COUNTY | 4 | 0 | 20 | 0 | 9 | 0 | 0 | 0 | 33 | 0 | 0 | 0 | 0 | 0 | 0 | 0 | 0 | 0 | 0 | 0 | 33 | 0 |
| UNION COUNTY | 3 | 0 | 26 | 0 | 7 | 0 | 2 | 0 | 38 | 0 | 0 | 0 | 0 | 0 | 1 | 0 | 0 | 0 | 1 | 0 | 39 | 0 |
| UPSON COUNTY | 16 | 0 | 111 | 0 | 47 | 1 | 6 | 0 | 180 | 0 | 0 | 0 | 7 | 0 | 1 | 0 | 1 | 2 | 9 | 0 | 189 | 0 |
| WALKER COUNTY | 18 | 0 | 131 | 1 | 50 | 1 | 6 | 0 | 205 | 1 | 0 | 0 | 14 | 1 | 5 | 1 | 1 | 2 | 20 | 1 | 225 | 1 |
| WALTON COUNTY | 17 | 0 | 165 | 1 | 56 | 1 | 12 | 1 | 250 | 1 | 0 | 0 | 12 | 1 | 2 | 0 | 0 | 0 | 14 | 1 | 264 | 1 |
| WARE COUNTY | 28 | 1 | 236 | 1 | 106 | 1 | 10 | 1 | 380 | 1 | 1 | 1 | 11 | 1 | 4 | 1 | 0 | 0 | 16 | 1 | 396 | 1 |
| WARREN COUNTY | 6 | 0 | 19 | 0 | 18 | 0 | 5 | 0 | 48 | 0 | 0 | 0 | 1 | 0 | 1 | 0 | 0 | 0 | 2 | 0 | 50 | 0 |
| WASHINGTON COUNTY | 19 | 1 | 80 | 0 | 29 | 0 | 1 | 0 | 129 | 0 | 1 | 1 | 3 | 0 | 3 | 0 | 0 | 0 | 7 | 0 | 136 | 0 |
| WAYNE COUNTY | 10 | 0 | 80 | 0 | 31 | 0 | 3 | 0 | 124 | 0 | 0 | 0 | 2 | 0 | 1 | 0 | 0 | 0 | 3 | 0 | 127 | 0 |
| WEBSTER COUNTY | 0 | 0 | 5 | 0 | 2 | 0 | 0 | 0 | 7 | 0 | 0 | 0 | 0 | 0 | 0 | 0 | 0 | 0 | 0 | 0 | 7 | 0 |
| WHEELER COUNTY | 2 | 0 | 13 | 0 | 9 | 0 | 4 | 0 | 28 | 0 | 0 | 0 | 0 | 0 | 0 | 0 | 0 | 0 | 0 | 0 | 28 | 0 |
| WHITE COUNTY | 7 | 0 | 30 | 0 | 18 | 0 | 3 | 0 | 58 | 0 | 0 | 0 | 3 | 0 | 0 | 0 | 0 | 0 | 3 | 0 | 61 | 0 |
| WHITFIELD COUNTY | 34 | 1 | 282 | 1 | 135 | 1 | 21 | 2 | 472 | 1 | 2 | 1 | 27 | 2 | 5 | 1 | 0 | 0 | 34 | 1 | 506 | 1 |
| WILCOX COUNTY | 1 | 0 | 25 | 0 | 13 | 0 | 6 | 0 | 45 | 0 | 0 | 0 | 6 | 0 | 0 | 0 | 0 | 0 | 6 | 0 | 51 | 0 |
| WILKES COUNTY | 8 | 0 | 34 | 0 | 17 | 0 | 4 | 0 | 63 | 0 | 0 | 0 | 3 | 0 | 0 | 0 | 0 | 0 | 3 | 0 | 66 | 0 |
| WILKINSON COUNTY | 4 | 0 | 36 | 0 | 12 | 0 | 1 | 0 | 53 | 0 | 0 | 0 | 3 | 0 | 0 | 0 | 0 | 0 | 3 | 0 | 56 | 0 |
| WORTH COUNTY | 5 | 0 | 78 | 0 | 26 | 0 | 5 | 0 | 114 | 0 | 0 | 0 | 5 | 0 | 0 | 0 | 0 | 0 | 5 | 0 | 119 | 0 |
| OUT OF STATE | 0 | 0 | 17 | 0 | 65 | 1 | 21 | 2 | 103 | 0 | 0 | 0 | 0 | 0 | 0 | 0 | 0 | 0 | 0 | 0 | 103 | 0 |
| Total reported | 3646 | 100 | 23376 | 100 | 9228 | 100 | 1317 | 100 | 37567 | 100 | 168 | 100 | 1619 | 100 | 630 | 100 | 63 | 100 | 2480 | 100 | 40047 | 100 |
| Percent reported | | 93.6 | | 92.5 | | 91.9 | | 91.5 | | 92.4 | | 94.4 | | 93.5 | | 93.9 | | 95.5 | | 93.7 | | 92.5 |
| UNKNOWN | 251 | | 1889 | | 811 | | 123 | | 3074 | | 10 | | 112 | | 41 | | 3 | | 166 | | 3240 | |
| Total | 3897 | | 25265 | | 10039 | | 1440 | | 40641 | | 178 | | 1731 | | 671 | | 66 | | 2646 | | 43287 | |

Prison Sentence In Years by current age & sex

| Sentence In Years | M E N | | | | | | | | W O M E N | | | | | | | | Grand Total % | | | | | |
|---------------------------------|-------------|-------------|-------------|-------------|-------------|-------------|-------------|-------------|-------------|---------------|------|------|------|------|------|------|---------------|------|------|------|-------|------|
| | Age 00-21 % | Age 22-39 % | Age 40-54 % | Age 55-99 % | Men Total % | Age 00-21 % | Age 22-39 % | Age 40-54 % | Age 55-99 % | Women Total % | | | | | | | | | | | | |
| 0-1 | 30 | 1 | 141 | 1 | 42 | 0 | 2 | 0 | 215 | 1 | 1 | 15 | 1 | 9 | 1 | 1 | 2 | 26 | 1 | 241 | 1 | |
| 1.1-2 | 135 | 4 | 521 | 2 | 135 | 1 | 13 | 1 | 804 | 2 | 5 | 3 | 58 | 3 | 29 | 4 | 0 | 0 | 92 | 4 | 896 | 2 |
| 2.1-3 | 322 | 8 | 1149 | 5 | 397 | 4 | 32 | 2 | 1900 | 5 | 25 | 15 | 124 | 7 | 43 | 7 | 1 | 2 | 193 | 8 | 2093 | 5 |
| 3.1-4 | 359 | 9 | 1295 | 5 | 498 | 5 | 50 | 3 | 2202 | 5 | 18 | 11 | 177 | 11 | 57 | 9 | 3 | 5 | 255 | 10 | 2457 | 6 |
| 4.1-5 | 213 | 6 | 910 | 4 | 302 | 3 | 32 | 2 | 1457 | 4 | 16 | 9 | 109 | 7 | 40 | 6 | 3 | 5 | 168 | 7 | 1625 | 4 |
| 5.1-6 | 598 | 16 | 2810 | 11 | 976 | 10 | 116 | 8 | 4500 | 11 | 31 | 18 | 311 | 19 | 104 | 16 | 6 | 9 | 452 | 18 | 4952 | 12 |
| 6.1-7 | 186 | 5 | 814 | 3 | 273 | 3 | 19 | 1 | 1292 | 3 | 10 | 6 | 78 | 5 | 28 | 4 | 0 | 0 | 116 | 5 | 1408 | 3 |
| 7.1-8 | 132 | 3 | 912 | 4 | 298 | 3 | 44 | 3 | 1386 | 3 | 6 | 4 | 65 | 4 | 27 | 4 | 0 | 0 | 98 | 4 | 1484 | 3 |
| 8.1-9 | 128 | 3 | 980 | 4 | 298 | 3 | 39 | 3 | 1445 | 4 | 10 | 6 | 60 | 4 | 25 | 4 | 2 | 3 | 97 | 4 | 1542 | 4 |
| 9.1-10 | 19 | 1 | 326 | 1 | 99 | 1 | 9 | 1 | 453 | 1 | 0 | 0 | 23 | 1 | 9 | 1 | 1 | 2 | 33 | 1 | 486 | 1 |
| 10.1-12 | 875 | 23 | 4024 | 16 | 1199 | 12 | 193 | 14 | 6291 | 16 | 26 | 15 | 234 | 14 | 73 | 11 | 5 | 8 | 338 | 13 | 6629 | 16 |
| 12.1-15 | 156 | 4 | 1686 | 7 | 518 | 5 | 73 | 5 | 2433 | 6 | 4 | 2 | 80 | 5 | 36 | 5 | 4 | 6 | 124 | 5 | 2557 | 6 |
| 15.1-20 | 217 | 6 | 2704 | 11 | 1007 | 10 | 136 | 10 | 4064 | 10 | 2 | 1 | 98 | 6 | 52 | 8 | 6 | 9 | 158 | 6 | 4222 | 10 |
| 20.1-OVER | 211 | 6 | 3476 | 14 | 1742 | 18 | 264 | 18 | 5693 | 14 | 7 | 4 | 106 | 6 | 52 | 8 | 7 | 11 | 172 | 7 | 5865 | 14 |
| LIFE | 203 | 5 | 3034 | 12 | 1995 | 20 | 388 | 27 | 5620 | 14 | 10 | 6 | 128 | 8 | 72 | 11 | 26 | 40 | 236 | 9 | 5856 | 14 |
| DEATH | 3 | 0 | 67 | 0 | 47 | 0 | 10 | 1 | 127 | 0 | 0 | 0 | 1 | 0 | 0 | 0 | 0 | 0 | 1 | 0 | 128 | 0 |
| LIFE W/O PAROLE | 3 | 0 | 112 | 0 | 61 | 1 | 9 | 1 | 185 | 0 | 0 | 0 | 2 | 0 | 0 | 0 | 0 | 0 | 2 | 0 | 187 | 0 |
| YOUTHFUL OFFENDERS | 0 | 0 | 2 | 0 | 0 | 0 | 0 | 0 | 2 | 0 | 0 | 0 | 0 | 0 | 0 | 0 | 0 | 0 | 0 | 0 | 2 | 0 |
| Total reported | 3790 | 100 | 24963 | 100 | 9887 | 100 | 1429 | 100 | 40069 | 100 | 171 | 100 | 1669 | 100 | 656 | 100 | 65 | 100 | 2561 | 100 | 42630 | 100 |
| Percent reported | | 97.3 | | 98.8 | | 98.5 | | 99.2 | | 98.6 | | 96.1 | | 96.4 | | 97.8 | | 98.5 | | 96.8 | | 98.5 |
| NOT REPORTED | 107 | | 302 | | 152 | | 11 | | 572 | | 7 | | 62 | | 15 | | 1 | | 85 | | 657 | |
| Total | 3897 | | 25265 | | 10039 | | 1440 | | 40641 | | 178 | | 1731 | | 671 | | 66 | | 2646 | | 43287 | |
| AVG EXCLUDING LIFE, DEATH, YO | 7.94 | | 11.30 | | 12.66 | | 14.27 | | 11.35 | | 6.34 | | 7.83 | | 8.48 | | 10.93 | | 7.94 | | 11.13 | |
| AVG INCLUDING LIFE=21, YO=3 YRS | 8.64 | | 12.44 | | 14.29 | | 16.04 | | 12.67 | | 7.20 | | 8.83 | | 9.85 | | 14.96 | | 9.14 | | 12.45 | |

Inmate statistical profile

Sample: ACTIVE PRISONERS EXCLUDING JAIL
Active inmates 05/15/2000

Requestor: Statistics

Probation To Follow Prison by current age & sex

| Prob After Prison | M E N | | | | | | | | W O M E N | | | | | | | | Grand Total % | | | | | |
|---------------------|-----------|-----|-----------|-----|-----------|-----|-----------|-----|-----------|-----|-----------|-----|-----------|-----|-----------|-----|---------------|-----------|-------|-------------|-------|-----|
| | Age 00-21 | | Age 22-39 | | Age 40-54 | | Age 55-99 | | Men Total | | Age 00-21 | | Age 22-39 | | Age 40-54 | | | Age 55-99 | | Women Total | | |
| PROBATION TO FOLLOW | 1601 | 41 | 6982 | 28 | 2565 | 26 | 397 | 28 | 11545 | 28 | 79 | 44 | 517 | 30 | 210 | 31 | 20 | 30 | 826 | 31 | 12371 | 29 |
| NO PROBATION | 2296 | 59 | 18283 | 72 | 7474 | 74 | 1043 | 72 | 29096 | 72 | 99 | 56 | 1214 | 70 | 461 | 69 | 46 | 70 | 1820 | 69 | 30916 | 71 |
| Total reported | 3897 | 100 | 25265 | 100 | 10039 | 100 | 1440 | 100 | 40641 | 100 | 178 | 100 | 1731 | 100 | 671 | 100 | 66 | 100 | 2646 | 100 | 43287 | 100 |
| Percent reported | 100.0 | | 100.0 | | 100.0 | | 100.0 | | 100.0 | | 100.0 | | 100.0 | | 100.0 | | 100.0 | | 100.0 | | 100.0 | |
| NOT REPORTED | 0 | | 0 | | 0 | | 0 | | 0 | | 0 | | 0 | | 0 | | 0 | | 0 | | 0 | |
| Total | 3897 | | 25265 | | 10039 | | 1440 | | 40641 | | 178 | | 1731 | | 671 | | 66 | | 2646 | | 43287 | |

Inmate statistical profile

Sample: ACTIVE PRISONERS EXCLUDING JAIL
Active inmates 05/15/2000

Requestor: Statistics

Admission Type by current age & sex

| Admission Type | M E N | | | | | | | | W O M E N | | | | | | | | Grand Total | % | | | | |
|----------------------|-----------|------|-----------|------|-----------|------|-----------|------|-----------|------|-----------|------|-----------|------|-----------|------|-------------|------|-----------|------|-------------|------|
| | Age 00-21 | % | Age 22-39 | % | Age 40-54 | % | Age 55-99 | % | Men Total | % | Age 00-21 | % | Age 22-39 | % | Age 40-54 | % | | | Age 55-99 | % | Women Total | % |
| COMMITTED FROM COURT | 3127 | 82 | 15875 | 64 | 6483 | 66 | 1073 | 75 | 26558 | 66 | 141 | 82 | 1044 | 62 | 425 | 65 | 55 | 85 | 1665 | 65 | 28223 | 66 |
| RETURN APPEAL/BOND | 0 | 0 | 4 | 0 | 3 | 0 | 0 | 0 | 7 | 0 | 1 | 1 | 0 | 0 | 0 | 0 | 0 | 0 | 1 | 0 | 8 | 0 |
| PAROLE REV/NEW SENT | 150 | 4 | 4384 | 18 | 1730 | 17 | 157 | 11 | 6421 | 16 | 1 | 1 | 201 | 12 | 100 | 15 | 4 | 6 | 306 | 12 | 6727 | 16 |
| PAR REV/NO NEW SENT | 37 | 1 | 773 | 3 | 341 | 3 | 34 | 2 | 1185 | 3 | 2 | 1 | 73 | 4 | 22 | 3 | 2 | 3 | 99 | 4 | 1284 | 3 |
| PROB VIOL/TOTAL REV | 0 | 0 | 0 | 0 | 1 | 0 | 0 | 0 | 1 | 0 | 0 | 0 | 0 | 0 | 0 | 0 | 0 | 0 | 0 | 0 | 1 | 0 |
| PROB VIOL/PARTIAL | 193 | 5 | 1033 | 4 | 327 | 3 | 41 | 3 | 1594 | 4 | 9 | 5 | 121 | 7 | 43 | 7 | 2 | 3 | 175 | 7 | 1769 | 4 |
| ADMIT FM OTHER CUST | 0 | 0 | 14 | 0 | 7 | 0 | 4 | 0 | 25 | 0 | 0 | 0 | 1 | 0 | 0 | 0 | 0 | 0 | 1 | 0 | 26 | 0 |
| SHOCK INCARCERATION | 0 | 0 | 0 | 0 | 0 | 0 | 0 | 0 | 0 | 0 | 0 | 0 | 0 | 0 | 0 | 0 | 0 | 0 | 0 | 0 | 0 | 0 |
| PROB REV/REMAINDER | 263 | 7 | 2428 | 10 | 769 | 8 | 86 | 6 | 3546 | 9 | 17 | 10 | 229 | 14 | 63 | 10 | 2 | 3 | 311 | 12 | 3857 | 9 |
| NEW SENT/PAR REV PND | 0 | 0 | 55 | 0 | 20 | 0 | 2 | 0 | 77 | 0 | 0 | 0 | 1 | 0 | 3 | 0 | 0 | 0 | 4 | 0 | 81 | 0 |
| LIFE W/O PAROLE | 3 | 0 | 76 | 0 | 35 | 0 | 7 | 0 | 121 | 0 | 0 | 0 | 0 | 0 | 0 | 0 | 0 | 0 | 0 | 0 | 121 | 0 |
| PAROLE REV BOOT CAMP | 0 | 0 | 14 | 0 | 2 | 0 | 0 | 0 | 16 | 0 | 0 | 0 | 0 | 0 | 0 | 0 | 0 | 0 | 0 | 0 | 16 | 0 |
| PAR REV/RSN UNKNOWN | 0 | 0 | 27 | 0 | 56 | 1 | 20 | 1 | 103 | 0 | 0 | 0 | 0 | 0 | 0 | 0 | 0 | 0 | 0 | 0 | 103 | 0 |
| PROBATION/PAROLE REV | 0 | 0 | 0 | 0 | 0 | 0 | 0 | 0 | 0 | 0 | 0 | 0 | 0 | 0 | 0 | 0 | 0 | 0 | 0 | 0 | 0 | 0 |
| PB PAROLE RESCINDED | 1 | 0 | 4 | 0 | 1 | 0 | 0 | 0 | 6 | 0 | 0 | 0 | 0 | 0 | 0 | 0 | 0 | 0 | 0 | 0 | 6 | 0 |
| PROB REVOCATION/SC | 1 | 0 | 1 | 0 | 2 | 0 | 0 | 0 | 4 | 0 | 0 | 0 | 2 | 0 | 0 | 0 | 0 | 0 | 2 | 0 | 6 | 0 |
| PAR REV/REVOC CENTER | 4 | 0 | 239 | 1 | 104 | 1 | 4 | 0 | 351 | 1 | 0 | 0 | 0 | 0 | 0 | 0 | 0 | 0 | 0 | 0 | 351 | 1 |
| INFORMATION ONLY | 0 | 0 | 0 | 0 | 0 | 0 | 0 | 0 | 0 | 0 | 0 | 0 | 0 | 0 | 0 | 0 | 0 | 0 | 0 | 0 | 0 | 0 |
| INCOMPLETE SENT PKG | 0 | 0 | 0 | 0 | 0 | 0 | 0 | 0 | 0 | 0 | 0 | 0 | 0 | 0 | 0 | 0 | 0 | 0 | 0 | 0 | 0 | 0 |
| HANCOCK REVOC CENTER | 0 | 0 | 6 | 0 | 0 | 0 | 0 | 0 | 6 | 0 | 0 | 0 | 0 | 0 | 0 | 0 | 0 | 0 | 0 | 0 | 6 | 0 |
| WHITWORTH DETENTION | 2 | 0 | 37 | 0 | 12 | 0 | 1 | 0 | 52 | 0 | 0 | 0 | 0 | 0 | 0 | 0 | 0 | 0 | 0 | 0 | 52 | 0 |
| DCYS AT RISK | 11 | 0 | 1 | 0 | 0 | 0 | 0 | 0 | 12 | 0 | 0 | 0 | 0 | 0 | 0 | 0 | 0 | 0 | 0 | 0 | 12 | 0 |
| OTHER | 0 | 0 | 0 | 0 | 0 | 0 | 0 | 0 | 0 | 0 | 0 | 0 | 0 | 0 | 0 | 0 | 0 | 0 | 0 | 0 | 0 | 0 |
| Total reported | 3792 | 100 | 24971 | 100 | 9893 | 100 | 1429 | 100 | 40085 | 100 | 171 | 100 | 1672 | 100 | 656 | 100 | 65 | 100 | 2564 | 100 | 42649 | 100 |
| Percent reported | | 97.3 | | 98.8 | | 98.5 | | 99.2 | | 98.6 | | 96.1 | | 96.6 | | 97.8 | | 98.5 | | 96.9 | | 98.5 |
| UNKNOWN | 105 | | 294 | | 146 | | 11 | | 556 | | 7 | | 59 | | 15 | | 1 | | 82 | | 638 | |
| Total | 3897 | | 25265 | | 10039 | | 1440 | | 40641 | | 178 | | 1731 | | 671 | | 66 | | 2646 | | 43287 | |

Inmate statistical profile

Sample: ACTIVE PRISONERS EXCLUDING JAIL
Active inmates 05/15/2000

Requestor: Statistics

Release Type by current age & sex

| Release Type | M E N | | | | | | | | W O M E N | | | | | | | | Grand Total % | | | | | |
|------------------|-------------|-------------|-------------|-------------|-------------|-------------|-------------|-------------|-------------|---------------|-----|-----|------|-----|-----|-----|---------------|-----|------|-----|-------|-----|
| | Age 00-21 % | Age 22-39 % | Age 40-54 % | Age 55-99 % | Men Total % | Age 00-21 % | Age 22-39 % | Age 40-54 % | Age 55-99 % | Women Total % | | | | | | | | | | | | |
| PAROLE | 105 | 3 | 294 | 1 | 146 | 1 | 11 | 1 | 556 | 1 | 7 | 4 | 59 | 3 | 15 | 2 | 1 | 2 | 82 | 3 | 638 | 1 |
| SENTENCE EXPIRED | 0 | 0 | 0 | 0 | 1 | 0 | 0 | 0 | 1 | 0 | 0 | 0 | 0 | 0 | 0 | 0 | 0 | 0 | 0 | 0 | 1 | 0 |
| Active | 3897 | 100 | 25265 | 100 | 10038 | 100 | 1440 | 100 | 40640 | 100 | 178 | 100 | 1731 | 100 | 671 | 100 | 66 | 100 | 2646 | 100 | 43286 | 100 |
| Total | 3897 | | 25265 | | 10039 | | 1440 | | 40641 | | 178 | | 1731 | | 671 | | 66 | | 2646 | | 43287 | |

Inmate statistical profile

Sample: ACTIVE PRISONERS EXCLUDING JAIL
Active inmates 05/15/2000

Requestor: Statistics

Inst By Group by current age & sex

| Inst By Group | M E N | | | | | | | | W O M E N | | | | | | | | Grand Total % | | | | | |
|-------------------------|--------------|-------------|--------------|-------------|--------------|-------------|--------------|-------------|--------------|---------------|--------------|------------|--------------|------------|--------------|------------|---------------|------------|--------------|------------|--------------|------------|
| | Age 00-21 % | Age 22-39 % | Age 40-54 % | Age 55-99 % | Men Total % | Age 00-21 % | Age 22-39 % | Age 40-54 % | Age 55-99 % | Women Total % | | | | | | | | | | | | |
| County jails | 0 | 0 | 0 | 0 | 0 | 0 | 0 | 0 | 0 | 0 | 0 | 0 | 0 | 0 | 0 | 0 | 0 | | | | | |
| Transitional centers | 13 | 0 | 461 | 2 | 229 | 2 | 14 | 1 | 717 | 2 | 4 | 2 | 119 | 7 | 47 | 7 | 5 | 8 | 175 | 7 | 892 | 2 |
| County camps | 465 | 12 | 2768 | 11 | 611 | 6 | 23 | 2 | 3867 | 10 | 0 | 0 | 0 | 0 | 0 | 0 | 0 | 0 | 0 | 0 | 3867 | 9 |
| Inmate boot camps | 235 | 6 | 615 | 2 | 0 | 0 | 0 | 0 | 850 | 2 | 0 | 0 | 0 | 0 | 0 | 0 | 0 | 0 | 0 | 0 | 850 | 2 |
| State prisons | 2893 | 74 | 19379 | 77 | 8355 | 83 | 1324 | 92 | 31951 | 79 | 174 | 98 | 1612 | 93 | 624 | 93 | 61 | 92 | 2471 | 93 | 34422 | 80 |
| Private prisons | 289 | 7 | 2035 | 8 | 842 | 8 | 79 | 5 | 3245 | 8 | 0 | 0 | 0 | 0 | 0 | 0 | 0 | 0 | 0 | 0 | 3245 | 7 |
| Other | 2 | 0 | 7 | 0 | 1 | 0 | 0 | 0 | 10 | 0 | 0 | 0 | 0 | 0 | 0 | 0 | 0 | 0 | 0 | 0 | 10 | 0 |
| Total reported | 3897 | 100 | 25265 | 100 | 10038 | 100 | 1440 | 100 | 40640 | 100 | 178 | 100 | 1731 | 100 | 671 | 100 | 66 | 100 | 2646 | 100 | 43286 | 100 |
| Percent reported | 100.0 | | 100.0 | | 100.0 | | 100.0 | | 100.0 | | 100.0 | | 100.0 | | 100.0 | | 100.0 | | 100.0 | | 100.0 | |
| Not reported | 0 | | 0 | | 1 | | 0 | | 1 | | 0 | | 0 | | 0 | | 0 | | 0 | | 1 | |
| Total | 3897 | | 25265 | | 10039 | | 1440 | | 40641 | | 178 | | 1731 | | 671 | | 66 | | 2646 | | 43287 | |

Inmate statistical profile

Sample: ACTIVE PRISONERS EXCLUDING JAIL
Active inmates 05/15/2000

Requestor: Statistics

Institution by current age & sex

| Institution | M E N | | | | | | | | W O M E N | | | | | | | | Grand Total | % | | | | |
|----------------------|-----------|---|-----------|---|-----------|---|-----------|---|-----------|---|-----------|---|-----------|---|-----------|---|-------------|---|-----------|------|-------------|---|
| | Age 00-21 | % | Age 22-39 | % | Age 40-54 | % | Age 55-99 | % | Men Total | % | Age 00-21 | % | Age 22-39 | % | Age 40-54 | % | | | Age 55-99 | % | Women Total | % |
| Albany Trans Ctr | 4 | 0 | 96 | 0 | 41 | 0 | 2 | 0 | 143 | 0 | 0 | 0 | 0 | 0 | 0 | 0 | 0 | 0 | 0 | 143 | 0 | |
| Atlanta Trans Ctr(M) | 4 | 0 | 156 | 1 | 81 | 1 | 6 | 0 | 247 | 1 | 0 | 0 | 0 | 0 | 0 | 0 | 0 | 0 | 0 | 247 | 1 | |
| Macon Trans Ctr | 0 | 0 | 91 | 0 | 33 | 0 | 3 | 0 | 127 | 0 | 0 | 0 | 0 | 0 | 0 | 0 | 0 | 0 | 0 | 127 | 0 | |
| Metro Trans Ctr (W) | 0 | 0 | 1 | 0 | 0 | 0 | 0 | 0 | 1 | 0 | 2 | 1 | 79 | 5 | 30 | 4 | 4 | 6 | 115 | 4 | 116 | 0 |
| Savannah Trans Ctr | 5 | 0 | 117 | 0 | 74 | 1 | 3 | 0 | 199 | 0 | 0 | 0 | 0 | 0 | 0 | 0 | 0 | 0 | 0 | 199 | 0 | |
| Savannah Womens TC | 0 | 0 | 0 | 0 | 0 | 0 | 0 | 0 | 0 | 0 | 2 | 1 | 40 | 2 | 17 | 3 | 1 | 2 | 60 | 2 | 60 | 0 |
| Central State Hosp | 2 | 0 | 7 | 0 | 1 | 0 | 0 | 0 | 10 | 0 | 0 | 0 | 0 | 0 | 0 | 0 | 0 | 0 | 0 | 10 | 0 | |
| Bulloch County | 17 | 0 | 92 | 0 | 22 | 0 | 0 | 0 | 131 | 0 | 0 | 0 | 0 | 0 | 0 | 0 | 0 | 0 | 0 | 131 | 0 | |
| Carroll County | 30 | 1 | 143 | 1 | 32 | 0 | 3 | 0 | 208 | 1 | 0 | 0 | 0 | 0 | 0 | 0 | 0 | 0 | 0 | 208 | 0 | |
| Clarke County | 6 | 0 | 76 | 0 | 10 | 0 | 0 | 0 | 92 | 0 | 0 | 0 | 0 | 0 | 0 | 0 | 0 | 0 | 0 | 92 | 0 | |
| Colquitt County | 27 | 1 | 129 | 1 | 30 | 0 | 0 | 0 | 186 | 0 | 0 | 0 | 0 | 0 | 0 | 0 | 0 | 0 | 0 | 186 | 0 | |
| Coweta County | 13 | 0 | 132 | 1 | 39 | 0 | 3 | 0 | 187 | 0 | 0 | 0 | 0 | 0 | 0 | 0 | 0 | 0 | 0 | 187 | 0 | |
| Decatur County | 13 | 0 | 72 | 0 | 18 | 0 | 1 | 0 | 104 | 0 | 0 | 0 | 0 | 0 | 0 | 0 | 0 | 0 | 0 | 104 | 0 | |
| Effingham County | 8 | 0 | 40 | 0 | 8 | 0 | 2 | 0 | 58 | 0 | 0 | 0 | 0 | 0 | 0 | 0 | 0 | 0 | 0 | 58 | 0 | |
| Floyd County | 19 | 0 | 159 | 1 | 41 | 0 | 0 | 0 | 219 | 1 | 0 | 0 | 0 | 0 | 0 | 0 | 0 | 0 | 0 | 219 | 1 | |
| Gwinnett County | 15 | 0 | 83 | 0 | 16 | 0 | 1 | 0 | 115 | 0 | 0 | 0 | 0 | 0 | 0 | 0 | 0 | 0 | 0 | 115 | 0 | |
| Hall County | 20 | 1 | 177 | 1 | 28 | 0 | 1 | 0 | 226 | 1 | 0 | 0 | 0 | 0 | 0 | 0 | 0 | 0 | 0 | 226 | 1 | |
| Harris County | 7 | 0 | 33 | 0 | 9 | 0 | 0 | 0 | 49 | 0 | 0 | 0 | 0 | 0 | 0 | 0 | 0 | 0 | 0 | 49 | 0 | |
| Jackson County | 14 | 0 | 126 | 0 | 30 | 0 | 1 | 0 | 171 | 0 | 0 | 0 | 0 | 0 | 0 | 0 | 0 | 0 | 0 | 171 | 0 | |
| Jefferson County | 20 | 1 | 141 | 1 | 23 | 0 | 1 | 0 | 185 | 0 | 0 | 0 | 0 | 0 | 0 | 0 | 0 | 0 | 0 | 185 | 0 | |
| Mitchell County | 12 | 0 | 43 | 0 | 13 | 0 | 0 | 0 | 68 | 0 | 0 | 0 | 0 | 0 | 0 | 0 | 0 | 0 | 0 | 68 | 0 | |
| Muscogee County | 54 | 1 | 340 | 1 | 64 | 1 | 3 | 0 | 461 | 1 | 0 | 0 | 0 | 0 | 0 | 0 | 0 | 0 | 0 | 461 | 1 | |
| Richmond County | 20 | 1 | 131 | 1 | 33 | 0 | 1 | 0 | 185 | 0 | 0 | 0 | 0 | 0 | 0 | 0 | 0 | 0 | 0 | 185 | 0 | |
| Screven County | 16 | 0 | 88 | 0 | 20 | 0 | 0 | 0 | 124 | 0 | 0 | 0 | 0 | 0 | 0 | 0 | 0 | 0 | 0 | 124 | 0 | |
| Spalding County | 19 | 0 | 109 | 0 | 22 | 0 | 0 | 0 | 150 | 0 | 0 | 0 | 0 | 0 | 0 | 0 | 0 | 0 | 0 | 150 | 0 | |
| Stewart County | 9 | 0 | 29 | 0 | 2 | 0 | 1 | 0 | 41 | 0 | 0 | 0 | 0 | 0 | 0 | 0 | 0 | 0 | 0 | 41 | 0 | |
| Sumter County | 56 | 1 | 236 | 1 | 52 | 1 | 1 | 0 | 345 | 1 | 0 | 0 | 0 | 0 | 0 | 0 | 0 | 0 | 0 | 345 | 1 | |
| Terrell County | 5 | 0 | 55 | 0 | 11 | 0 | 1 | 0 | 72 | 0 | 0 | 0 | 0 | 0 | 0 | 0 | 0 | 0 | 0 | 72 | 0 | |
| Thomas County | 15 | 0 | 100 | 0 | 24 | 0 | 2 | 0 | 141 | 0 | 0 | 0 | 0 | 0 | 0 | 0 | 0 | 0 | 0 | 141 | 0 | |
| Troup County | 19 | 0 | 81 | 0 | 24 | 0 | 1 | 0 | 125 | 0 | 0 | 0 | 0 | 0 | 0 | 0 | 0 | 0 | 0 | 125 | 0 | |
| Clayton County | 31 | 1 | 153 | 1 | 40 | 0 | 0 | 0 | 224 | 1 | 0 | 0 | 0 | 0 | 0 | 0 | 0 | 0 | 0 | 224 | 1 | |
| Ware Prison | 123 | 3 | 856 | 3 | 275 | 3 | 20 | 1 | 1274 | 3 | 0 | 0 | 0 | 0 | 0 | 0 | 0 | 0 | 0 | 1274 | 3 | |
| Lowndes Prison | 37 | 1 | 220 | 1 | 62 | 1 | 6 | 0 | 325 | 1 | 0 | 0 | 0 | 0 | 0 | 0 | 0 | 0 | 0 | 325 | 1 | |
| Dodge Prison | 34 | 1 | 588 | 2 | 306 | 3 | 24 | 2 | 952 | 2 | 0 | 0 | 0 | 0 | 0 | 0 | 0 | 0 | 0 | 952 | 2 | |
| Phillips Prison | 87 | 2 | 611 | 2 | 260 | 3 | 39 | 3 | 997 | 2 | 0 | 0 | 0 | 0 | 0 | 0 | 0 | 0 | 0 | 997 | 2 | |
| Walker Prison | 28 | 1 | 257 | 1 | 117 | 1 | 15 | 1 | 417 | 1 | 0 | 0 | 0 | 0 | 0 | 0 | 0 | 0 | 0 | 417 | 1 | |

(continued)

Inmate statistical profile

Sample: ACTIVE PRISONERS EXCLUDING JAIL
Active inmates 05/15/2000

Requestor: Statistics

Institution by current age & sex (CONTINUED)

| Institution | M E N | | | | | | | | W O M E N | | | | | | | | Grand Total | % | | | | |
|----------------------|-----------|----|-----------|---|-----------|---|-----------|----|-----------|---|-----------|----|-----------|----|-----------|----|-------------|----|-----------|------|-------------|---|
| | Age 00-21 | % | Age 22-39 | % | Age 40-54 | % | Age 55-99 | % | Men Total | % | Age 00-21 | % | Age 22-39 | % | Age 40-54 | % | | | Age 55-99 | % | Women Total | % |
| Wayne Prison | 11 | 0 | 113 | 0 | 68 | 1 | 6 | 0 | 198 | 0 | 0 | 0 | 0 | 0 | 0 | 0 | 0 | 0 | 0 | 198 | 0 | |
| Arrendale Prison | 542 | 14 | 526 | 2 | 124 | 1 | 14 | 1 | 1206 | 3 | 0 | 0 | 0 | 0 | 0 | 0 | 0 | 0 | 0 | 1206 | 3 | |
| Montgomery Prison | 51 | 1 | 232 | 1 | 92 | 1 | 7 | 0 | 382 | 1 | 0 | 0 | 0 | 0 | 0 | 0 | 0 | 0 | 0 | 382 | 1 | |
| Lee Prison | 49 | 1 | 443 | 2 | 161 | 2 | 15 | 1 | 668 | 2 | 0 | 0 | 0 | 0 | 0 | 0 | 0 | 0 | 0 | 668 | 2 | |
| Putnam Prison | 21 | 1 | 86 | 0 | 31 | 0 | 0 | 0 | 138 | 0 | 0 | 0 | 0 | 0 | 0 | 0 | 0 | 0 | 0 | 138 | 0 | |
| Georgia State Prison | 39 | 1 | 811 | 3 | 338 | 3 | 25 | 2 | 1213 | 3 | 0 | 0 | 0 | 0 | 0 | 0 | 0 | 0 | 0 | 1213 | 3 | |
| Mens Prison | 4 | 0 | 159 | 1 | 213 | 2 | 265 | 18 | 641 | 2 | 0 | 0 | 0 | 0 | 0 | 0 | 0 | 0 | 0 | 641 | 1 | |
| Jackson Prison-Diag | 168 | 4 | 935 | 4 | 414 | 4 | 66 | 5 | 1583 | 4 | 0 | 0 | 0 | 0 | 0 | 0 | 0 | 0 | 0 | 1583 | 4 | |
| Jackson Prison-Perm | 4 | 0 | 147 | 1 | 85 | 1 | 11 | 1 | 247 | 1 | 0 | 0 | 0 | 0 | 0 | 0 | 0 | 0 | 0 | 247 | 1 | |
| Coastal Prison | 159 | 4 | 732 | 3 | 331 | 3 | 26 | 2 | 1248 | 3 | 0 | 0 | 0 | 0 | 0 | 0 | 0 | 0 | 0 | 1248 | 3 | |
| Scott Prison | 71 | 2 | 736 | 3 | 310 | 3 | 42 | 3 | 1159 | 3 | 0 | 0 | 0 | 0 | 0 | 0 | 0 | 0 | 0 | 1159 | 3 | |
| Rivers Prison | 59 | 2 | 680 | 3 | 331 | 3 | 31 | 2 | 1101 | 3 | 0 | 0 | 0 | 0 | 0 | 0 | 0 | 0 | 0 | 1101 | 3 | |
| Rutledge Prison | 20 | 1 | 300 | 1 | 221 | 2 | 50 | 3 | 591 | 1 | 0 | 0 | 0 | 0 | 0 | 0 | 0 | 0 | 0 | 591 | 1 | |
| Central Prison | 23 | 1 | 429 | 2 | 280 | 3 | 45 | 3 | 777 | 2 | 0 | 0 | 0 | 0 | 0 | 0 | 0 | 0 | 0 | 777 | 2 | |
| Augusta Med Prison | 91 | 2 | 577 | 2 | 338 | 3 | 79 | 5 | 1085 | 3 | 0 | 0 | 1 | 0 | 0 | 0 | 0 | 1 | 0 | 1086 | 3 | |
| Rogers Prison | 175 | 4 | 842 | 3 | 215 | 2 | 8 | 1 | 1240 | 3 | 0 | 0 | 0 | 0 | 0 | 0 | 0 | 0 | 0 | 1240 | 3 | |
| Burruss Prison | 33 | 1 | 195 | 1 | 59 | 1 | 10 | 1 | 297 | 1 | 0 | 0 | 0 | 0 | 0 | 0 | 0 | 0 | 0 | 297 | 1 | |
| Bostick Prison | 12 | 0 | 226 | 1 | 235 | 2 | 131 | 9 | 604 | 1 | 0 | 0 | 0 | 0 | 0 | 0 | 0 | 0 | 0 | 604 | 1 | |
| Valdosta Prison | 42 | 1 | 577 | 2 | 200 | 2 | 24 | 2 | 843 | 2 | 0 | 0 | 0 | 0 | 0 | 0 | 0 | 0 | 0 | 843 | 2 | |
| Hays Prison | 139 | 4 | 738 | 3 | 326 | 3 | 42 | 3 | 1245 | 3 | 0 | 0 | 0 | 0 | 0 | 0 | 0 | 0 | 0 | 1245 | 3 | |
| Hancock Prison | 99 | 3 | 910 | 4 | 338 | 3 | 37 | 3 | 1384 | 3 | 0 | 0 | 0 | 0 | 0 | 0 | 0 | 0 | 0 | 1384 | 3 | |
| Telfair Prison | 77 | 2 | 732 | 3 | 239 | 2 | 16 | 1 | 1064 | 3 | 0 | 0 | 0 | 0 | 0 | 0 | 0 | 0 | 0 | 1064 | 2 | |
| Autry Prison | 75 | 2 | 813 | 3 | 380 | 4 | 58 | 4 | 1326 | 3 | 0 | 0 | 0 | 0 | 0 | 0 | 0 | 0 | 0 | 1326 | 3 | |
| Washington Mens Pris | 25 | 1 | 89 | 0 | 34 | 0 | 1 | 0 | 149 | 0 | 0 | 0 | 0 | 0 | 0 | 0 | 0 | 0 | 0 | 149 | 0 | |
| Wilcox Prison | 76 | 2 | 736 | 3 | 377 | 4 | 49 | 3 | 1238 | 3 | 0 | 0 | 0 | 0 | 0 | 0 | 0 | 0 | 0 | 1238 | 3 | |
| Calhoun Prison | 91 | 2 | 769 | 3 | 324 | 3 | 44 | 3 | 1228 | 3 | 0 | 0 | 0 | 0 | 0 | 0 | 0 | 0 | 0 | 1228 | 3 | |
| Dooly Prison | 76 | 2 | 670 | 3 | 343 | 3 | 32 | 2 | 1121 | 3 | 0 | 0 | 0 | 0 | 0 | 0 | 0 | 0 | 0 | 1121 | 3 | |
| Macon Prison | 109 | 3 | 887 | 4 | 324 | 3 | 46 | 3 | 1366 | 3 | 0 | 0 | 0 | 0 | 0 | 0 | 0 | 0 | 0 | 1366 | 3 | |
| Smith Prison | 82 | 2 | 785 | 3 | 232 | 2 | 18 | 1 | 1117 | 3 | 0 | 0 | 0 | 0 | 0 | 0 | 0 | 0 | 0 | 1117 | 3 | |
| Homerville Prison | 1 | 0 | 142 | 1 | 53 | 1 | 1 | 0 | 197 | 0 | 0 | 0 | 0 | 0 | 0 | 0 | 0 | 0 | 0 | 197 | 0 | |
| Washingtn Women Pris | 0 | 0 | 0 | 0 | 0 | 0 | 0 | 0 | 0 | 0 | 46 | 26 | 509 | 29 | 228 | 34 | 19 | 29 | 802 | 30 | 802 | 2 |
| Baldwin Prison | 77 | 2 | 439 | 2 | 176 | 2 | 10 | 1 | 702 | 2 | 0 | 0 | 0 | 0 | 0 | 0 | 0 | 0 | 0 | 702 | 2 | |
| Metro Womens Prison | 0 | 0 | 0 | 0 | 0 | 0 | 0 | 0 | 0 | 0 | 45 | 25 | 432 | 25 | 159 | 24 | 23 | 35 | 659 | 25 | 659 | 2 |
| Pulaski Womens Pris | 0 | 0 | 0 | 0 | 0 | 0 | 0 | 0 | 0 | 0 | 83 | 47 | 670 | 39 | 237 | 35 | 19 | 29 | 1009 | 38 | 1009 | 2 |
| Pelham PreTrans Unit | 5 | 0 | 121 | 0 | 54 | 1 | 7 | 0 | 187 | 0 | 0 | 0 | 0 | 0 | 0 | 0 | 0 | 0 | 0 | 187 | 0 | |

(continued)

Inmate statistical profile

Sample: ACTIVE PRISONERS EXCLUDING JAIL
Active inmates 05/15/2000

Requestor: Statistics

Institution by current age & sex (CONTINUED)

| Institution | M E N | | | | | | | | W O M E N | | | | | | | | Grand Total | % | | | | |
|-----------------------|--------------|-----|--------------|-----|--------------|-----|--------------|-----|--------------|-----|--------------|-----|--------------|-----|--------------|-----|----------------|-----|--------------|-----|----------------|-----|
| | Age 00-21 | % | Age 22-39 | % | Age 40-54 | % | Age 55-99 | % | Men Total | % | Age 00-21 | % | Age 22-39 | % | Age 40-54 | % | | | Age 55-99 | % | Women Total | % |
| Milan Prison | 56 | 1 | 145 | 1 | 57 | 1 | 2 | 0 | 260 | 1 | 0 | 0 | 0 | 0 | 0 | 0 | 0 | 0 | 0 | 0 | 260 | 1 |
| West Central Prison | 22 | 1 | 125 | 0 | 32 | 0 | 2 | 0 | 181 | 0 | 0 | 0 | 0 | 0 | 0 | 0 | 0 | 0 | 0 | 0 | 181 | 0 |
| D Ray James Prison | 102 | 3 | 793 | 3 | 317 | 3 | 27 | 2 | 1239 | 3 | 0 | 0 | 0 | 0 | 0 | 0 | 0 | 0 | 0 | 0 | 1239 | 3 |
| Coffee Corr Facility | 97 | 2 | 612 | 2 | 271 | 3 | 23 | 2 | 1003 | 2 | 0 | 0 | 0 | 0 | 0 | 0 | 0 | 0 | 0 | 0 | 1003 | 2 |
| Wheeler Corr Facility | 90 | 2 | 630 | 2 | 254 | 3 | 29 | 2 | 1003 | 2 | 0 | 0 | 0 | 0 | 0 | 0 | 0 | 0 | 0 | 0 | 1003 | 2 |
| Transfer Inst Unkn | 0 | 0 | 0 | 0 | 1 | 0 | 0 | 0 | 1 | 0 | 0 | 0 | 0 | 0 | 0 | 0 | 0 | 0 | 0 | 0 | 1 | 0 |
| Montgomery BC | 23 | 1 | 60 | 0 | 0 | 0 | 0 | 0 | 83 | 0 | 0 | 0 | 0 | 0 | 0 | 0 | 0 | 0 | 0 | 0 | 83 | 0 |
| Scott BC | 23 | 1 | 49 | 0 | 0 | 0 | 0 | 0 | 72 | 0 | 0 | 0 | 0 | 0 | 0 | 0 | 0 | 0 | 0 | 0 | 72 | 0 |
| Burruss BC | 37 | 1 | 104 | 0 | 0 | 0 | 0 | 0 | 141 | 0 | 0 | 0 | 0 | 0 | 0 | 0 | 0 | 0 | 0 | 0 | 141 | 0 |
| Hays BC | 50 | 1 | 157 | 1 | 0 | 0 | 0 | 0 | 207 | 1 | 0 | 0 | 0 | 0 | 0 | 0 | 0 | 0 | 0 | 0 | 207 | 0 |
| Baldwin BC | 71 | 2 | 184 | 1 | 0 | 0 | 0 | 0 | 255 | 1 | 0 | 0 | 0 | 0 | 0 | 0 | 0 | 0 | 0 | 0 | 255 | 1 |
| Treutlen BC | 31 | 1 | 61 | 0 | 0 | 0 | 0 | 0 | 92 | 0 | 0 | 0 | 0 | 0 | 0 | 0 | 0 | 0 | 0 | 0 | 92 | 0 |
| Total reported | 3897 | 100 | 25265 | 100 | 10039 | 100 | 1440 | 100 | 40641 | 100 | 178 | 100 | 1731 | 100 | 671 | 100 | 66 | 100 | 2646 | 100 | 43287 | 100 |
| Percent reported | 100.0 | | 100.0 | | 100.0 | | 100.0 | | 100.0 | | 100.0 | | 100.0 | | 100.0 | | 100.0 | | 100.0 | | 100.0 | |
| Not Reported | 0 | | 0 | | 0 | | 0 | | 0 | | 0 | | 0 | | 0 | | 0 | | 0 | | 0 | |
| Total | 3897 | | 25265 | | 10039 | | 1440 | | 40641 | | 178 | | 1731 | | 671 | | 66 | | 2646 | | 43287 | |

Inmate statistical profile

Sample: ACTIVE PRISONERS EXCLUDING JAIL
Active inmates 05/15/2000

Requestor: Statistics

Misdemeanors And Felonies by current age & sex

| Crime Type | M E N | | | | | | | | W O M E N | | | | | | | | Grand Total % |
|------------------|-------------|-------------|-------------|-------------|-------------|-------------|-------------|-------------|-------------|---------------|-----------|--|--|--|--|--|---------------|
| | Age 00-21 % | Age 22-39 % | Age 40-54 % | Age 55-99 % | Men Total % | Age 00-21 % | Age 22-39 % | Age 40-54 % | Age 55-99 % | Women Total % | | | | | | | |
| MISDEMEANOR | 15 0 | 63 0 | 20 0 | 4 0 | 102 0 | 0 0 | 8 0 | 4 1 | 0 0 | 12 0 | 114 0 | | | | | | |
| FELONY | 3775 100 | 24901 100 | 9867 100 | 1425 100 | 39968 100 | 171 100 | 1664 100 | 652 99 | 65 100 | 2552 100 | 42520 100 | | | | | | |
| Total reported | 3790 100 | 24964 100 | 9887 100 | 1429 100 | 40070 100 | 171 100 | 1672 100 | 656 100 | 65 100 | 2564 100 | 42634 100 | | | | | | |
| Percent reported | 97.3 | 98.8 | 98.5 | 99.2 | 98.6 | 96.1 | 96.6 | 97.8 | 98.5 | 96.9 | 98.5 | | | | | | |
| NOT REPORTED | 107 | 301 | 152 | 11 | 571 | 7 | 59 | 15 | 1 | 82 | 653 | | | | | | |
| Total | 3897 | 25265 | 10039 | 1440 | 40641 | 178 | 1731 | 671 | 66 | 2646 | 43287 | | | | | | |

Inmate statistical profile

Sample: ACTIVE PRISONERS EXCLUDING JAIL
Active inmates 05/15/2000

Requestor: Statistics

Crimes By Group by current age & sex

| Crimes By Group | M E N | | | | | | | | W O M E N | | | | | | | | Grand Total | % | | | | |
|-----------------------|-----------|------|-----------|------|-----------|------|-----------|------|-----------|------|-----------|------|-----------|------|-----------|------|-------------|------|-----------|------|-------------|------|
| | Age 00-21 | % | Age 22-39 | % | Age 40-54 | % | Age 55-99 | % | Men Total | % | Age 00-21 | % | Age 22-39 | % | Age 40-54 | % | | | Age 55-99 | % | Women Total | % |
| HOMICIDE | 259 | 7 | 2898 | 12 | 1606 | 16 | 402 | 28 | 5165 | 13 | 20 | 12 | 212 | 13 | 113 | 17 | 34 | 52 | 379 | 15 | 5544 | 13 |
| ABORTION | 0 | 0 | 0 | 0 | 0 | 0 | 0 | 0 | 0 | 0 | 0 | 0 | 0 | 0 | 0 | 0 | 0 | 0 | 0 | 0 | 0 | 0 |
| BODILY INJURY&REL OFF | 540 | 14 | 3571 | 14 | 1276 | 13 | 166 | 12 | 5553 | 14 | 16 | 9 | 177 | 11 | 74 | 11 | 4 | 6 | 271 | 11 | 5824 | 14 |
| ARSON & REL OFF | 26 | 1 | 186 | 1 | 65 | 1 | 10 | 1 | 287 | 1 | 0 | 0 | 16 | 1 | 8 | 1 | 1 | 2 | 25 | 1 | 312 | 1 |
| DAMAGE OF PROPERTY | 18 | 0 | 55 | 0 | 22 | 0 | 3 | 0 | 98 | 0 | 1 | 1 | 4 | 0 | 1 | 0 | 0 | 0 | 6 | 0 | 104 | 0 |
| BURGLARY & REL OFF | 548 | 14 | 3067 | 12 | 993 | 10 | 40 | 3 | 4648 | 12 | 19 | 11 | 115 | 7 | 36 | 5 | 0 | 0 | 170 | 7 | 4818 | 11 |
| FORGERY & REL OFF | 50 | 1 | 689 | 3 | 306 | 3 | 12 | 1 | 1057 | 3 | 13 | 8 | 261 | 16 | 82 | 13 | 3 | 5 | 359 | 14 | 1416 | 3 |
| THEFT | 311 | 8 | 1633 | 7 | 615 | 6 | 51 | 4 | 2610 | 7 | 18 | 11 | 186 | 11 | 103 | 16 | 4 | 6 | 311 | 12 | 2921 | 7 |
| ROBBERY | 1181 | 31 | 4261 | 17 | 1048 | 11 | 56 | 4 | 6546 | 16 | 47 | 27 | 136 | 8 | 36 | 5 | 1 | 2 | 220 | 9 | 6766 | 16 |
| SEXUAL OFFENSES | 274 | 7 | 2787 | 11 | 1773 | 18 | 475 | 33 | 5309 | 13 | 6 | 4 | 40 | 2 | 19 | 3 | 0 | 0 | 65 | 3 | 5374 | 13 |
| OBSCENITY CRIMES | 0 | 0 | 0 | 0 | 2 | 0 | 0 | 0 | 2 | 0 | 0 | 0 | 0 | 0 | 0 | 0 | 0 | 0 | 0 | 0 | 2 | 0 |
| TREASON & REL OFF | 0 | 0 | 2 | 0 | 1 | 0 | 0 | 0 | 3 | 0 | 0 | 0 | 0 | 0 | 0 | 0 | 0 | 0 | 0 | 0 | 3 | 0 |
| CRIMES INVOLVNG GOVT | 73 | 2 | 574 | 2 | 135 | 1 | 7 | 0 | 789 | 2 | 2 | 1 | 28 | 2 | 16 | 2 | 0 | 0 | 46 | 2 | 835 | 2 |
| FALSIFICATIONS | 1 | 0 | 24 | 0 | 8 | 0 | 1 | 0 | 34 | 0 | 0 | 0 | 2 | 0 | 1 | 0 | 0 | 0 | 3 | 0 | 37 | 0 |
| OBSTRUCT LAW ENFORCE | 12 | 0 | 73 | 0 | 25 | 0 | 2 | 0 | 112 | 0 | 1 | 1 | 3 | 0 | 2 | 0 | 0 | 0 | 6 | 0 | 118 | 0 |
| DISORDERLY CONDUCT | 0 | 0 | 32 | 0 | 3 | 0 | 0 | 0 | 35 | 0 | 1 | 1 | 0 | 0 | 1 | 0 | 0 | 0 | 2 | 0 | 37 | 0 |
| GAMBLING & REL OFF | 0 | 0 | 3 | 0 | 0 | 0 | 1 | 0 | 4 | 0 | 0 | 0 | 1 | 0 | 0 | 0 | 0 | 0 | 1 | 0 | 5 | 0 |
| CRUELTY TO CHILDREN | 12 | 0 | 168 | 1 | 50 | 1 | 11 | 1 | 241 | 1 | 4 | 2 | 62 | 4 | 7 | 1 | 0 | 0 | 73 | 3 | 314 | 1 |
| CRIMES WITH GUNS | 9 | 0 | 127 | 1 | 44 | 0 | 7 | 0 | 187 | 0 | 0 | 0 | 2 | 0 | 0 | 0 | 0 | 0 | 2 | 0 | 189 | 0 |
| INVASION PRIVACY | 3 | 0 | 9 | 0 | 8 | 0 | 1 | 0 | 21 | 0 | 0 | 0 | 0 | 0 | 0 | 0 | 0 | 0 | 0 | 0 | 21 | 0 |
| RACKETEERING | 1 | 0 | 5 | 0 | 8 | 0 | 1 | 0 | 15 | 0 | 0 | 0 | 2 | 0 | 1 | 0 | 0 | 0 | 3 | 0 | 18 | 0 |
| DRUG ABUSE OFFENSES | 403 | 11 | 3697 | 15 | 1388 | 14 | 108 | 8 | 5596 | 14 | 18 | 11 | 344 | 21 | 120 | 18 | 16 | 25 | 498 | 19 | 6094 | 14 |
| DRUG TRAFFICKING | 22 | 1 | 636 | 3 | 197 | 2 | 29 | 2 | 884 | 2 | 2 | 1 | 44 | 3 | 23 | 4 | 1 | 2 | 70 | 3 | 954 | 2 |
| AUTO CRIMES | 2 | 0 | 303 | 1 | 263 | 3 | 36 | 3 | 604 | 2 | 0 | 0 | 16 | 1 | 6 | 1 | 1 | 2 | 23 | 1 | 627 | 1 |
| REVENUE & CONTRABAND | 0 | 0 | 0 | 0 | 0 | 0 | 0 | 0 | 0 | 0 | 0 | 0 | 0 | 0 | 0 | 0 | 0 | 0 | 0 | 0 | 0 | 0 |
| CRIMES OF OTH STATES | 0 | 0 | 1 | 0 | 1 | 0 | 0 | 0 | 2 | 0 | 0 | 0 | 0 | 0 | 0 | 0 | 0 | 0 | 0 | 0 | 2 | 0 |
| MISC. FELONIES | 27 | 1 | 93 | 0 | 26 | 0 | 6 | 0 | 152 | 0 | 3 | 2 | 13 | 1 | 3 | 0 | 0 | 0 | 19 | 1 | 171 | 0 |
| MISDEMEANORS | 15 | 0 | 63 | 0 | 20 | 0 | 4 | 0 | 102 | 0 | 0 | 0 | 8 | 0 | 4 | 1 | 0 | 0 | 12 | 0 | 114 | 0 |
| Total reported | 3787 | 100 | 24957 | 100 | 9883 | 100 | 1429 | 100 | 40056 | 100 | 171 | 100 | 1672 | 100 | 656 | 100 | 65 | 100 | 2564 | 100 | 42620 | 100 |
| Percent reported | | 97.2 | | 98.8 | | 98.4 | | 99.2 | | 98.6 | | 96.1 | | 96.6 | | 97.8 | | 98.5 | | 96.9 | | 98.5 |
| NOT REPORTED | 110 | | 308 | | 156 | | 11 | | 585 | | 7 | | 59 | | 15 | | 1 | | 82 | | 667 | |
| Total | 3897 | | 25265 | | 10039 | | 1440 | | 40641 | | 178 | | 1731 | | 671 | | 66 | | 2646 | | 43287 | |

Inmate statistical profile

Sample: ACTIVE PRISONERS EXCLUDING JAIL
Active inmates 05/15/2000

Requestor: Statistics

Most Serious Offense by current age & sex

| Most Serious Offense | Age | | M E N | | | | Men | | W O M E N | | | | Women | Grand | | | | | | | | |
|----------------------|-------|---|-------|---|-------|---|-------|---|-----------|---|-------|---|-------|-------|-------|---|-------|---|-------|---|----|---|
| | 00-21 | % | 22-39 | % | 40-54 | % | 55-99 | % | Total | % | 00-21 | % | 22-39 | % | 40-54 | % | 55-99 | % | Total | % | | |
| Misdemeanors | | | | | | | | | | | | | | | | | | | | | | |
| abandonment | 0 | 0 | 0 | 0 | 0 | 0 | 1 | 0 | 1 | 0 | 0 | 0 | 0 | 0 | 0 | 0 | 0 | 0 | 0 | 1 | 0 | |
| stalking | 0 | 0 | 3 | 0 | 1 | 0 | 0 | 0 | 4 | 0 | 0 | 0 | 0 | 0 | 0 | 0 | 0 | 0 | 0 | 4 | 0 | |
| assault & battery | 0 | 0 | 0 | 0 | 1 | 0 | 0 | 0 | 1 | 0 | 0 | 0 | 0 | 0 | 0 | 0 | 0 | 0 | 0 | 1 | 0 | |
| aggravated assault | 0 | 0 | 1 | 0 | 0 | 0 | 0 | 0 | 1 | 0 | 0 | 0 | 0 | 0 | 0 | 0 | 0 | 0 | 0 | 1 | 0 | |
| simple assault | 1 | 0 | 3 | 0 | 0 | 0 | 0 | 0 | 4 | 0 | 0 | 0 | 1 | 0 | 0 | 0 | 0 | 0 | 1 | 0 | 5 | 0 |
| simple battery | 2 | 0 | 12 | 0 | 1 | 0 | 0 | 0 | 15 | 0 | 0 | 0 | 0 | 0 | 1 | 0 | 0 | 0 | 1 | 0 | 16 | 0 |
| reckless conduct | 0 | 0 | 2 | 0 | 0 | 0 | 1 | 0 | 3 | 0 | 0 | 0 | 0 | 0 | 0 | 0 | 0 | 0 | 0 | 3 | 0 | |
| receiving stolen goo | 0 | 0 | 2 | 0 | 0 | 0 | 0 | 0 | 2 | 0 | 0 | 0 | 0 | 0 | 0 | 0 | 0 | 0 | 0 | 2 | 0 | |
| theft by taking | 1 | 0 | 3 | 0 | 0 | 0 | 0 | 0 | 4 | 0 | 0 | 0 | 0 | 0 | 0 | 0 | 0 | 0 | 0 | 4 | 0 | |
| robbery | 0 | 0 | 1 | 0 | 0 | 0 | 0 | 0 | 1 | 0 | 0 | 0 | 0 | 0 | 0 | 0 | 0 | 0 | 0 | 1 | 0 | |
| bad checks | 0 | 0 | 1 | 0 | 0 | 0 | 0 | 0 | 1 | 0 | 0 | 0 | 2 | 0 | 1 | 0 | 0 | 0 | 3 | 0 | 4 | 0 |
| fraudulent checks | 0 | 0 | 0 | 0 | 0 | 0 | 0 | 0 | 0 | 0 | 0 | 1 | 0 | 0 | 0 | 0 | 0 | 0 | 1 | 0 | 1 | 0 |
| poss of narcotics | 0 | 0 | 1 | 0 | 0 | 0 | 0 | 0 | 1 | 0 | 0 | 0 | 0 | 0 | 0 | 0 | 0 | 0 | 0 | 1 | 0 | |
| poss of marijuana | 0 | 0 | 2 | 0 | 1 | 0 | 0 | 0 | 3 | 0 | 0 | 0 | 0 | 0 | 0 | 0 | 0 | 0 | 0 | 3 | 0 | |
| viol motor veh law | 1 | 0 | 4 | 0 | 3 | 0 | 0 | 0 | 8 | 0 | 0 | 0 | 0 | 0 | 0 | 0 | 0 | 0 | 0 | 8 | 0 | |
| d.u.i. | 0 | 0 | 7 | 0 | 6 | 0 | 1 | 0 | 14 | 0 | 0 | 0 | 2 | 0 | 1 | 0 | 0 | 0 | 3 | 0 | 17 | 0 |
| obstr of law enf off | 2 | 0 | 4 | 0 | 0 | 0 | 1 | 0 | 7 | 0 | 0 | 0 | 0 | 0 | 0 | 0 | 0 | 0 | 0 | 7 | 0 | |
| impersonating anothe | 0 | 0 | 1 | 0 | 0 | 0 | 0 | 0 | 1 | 0 | 0 | 0 | 0 | 0 | 0 | 0 | 0 | 0 | 0 | 1 | 0 | |
| criminal trespassing | 0 | 0 | 4 | 0 | 2 | 0 | 0 | 0 | 6 | 0 | 0 | 0 | 1 | 0 | 1 | 0 | 0 | 0 | 2 | 0 | 8 | 0 |
| criminal damage | 0 | 0 | 0 | 0 | 1 | 0 | 0 | 0 | 1 | 0 | 0 | 0 | 0 | 0 | 0 | 0 | 0 | 0 | 0 | 1 | 0 | |
| viol ga cntrl subst | 0 | 0 | 1 | 0 | 0 | 0 | 0 | 0 | 1 | 0 | 0 | 0 | 0 | 0 | 0 | 0 | 0 | 0 | 0 | 1 | 0 | |
| public indecency | 0 | 0 | 1 | 0 | 0 | 0 | 0 | 0 | 1 | 0 | 0 | 0 | 0 | 0 | 0 | 0 | 0 | 0 | 0 | 1 | 0 | |
| sexual battery | 0 | 0 | 2 | 0 | 1 | 0 | 0 | 0 | 3 | 0 | 0 | 0 | 0 | 0 | 0 | 0 | 0 | 0 | 0 | 3 | 0 | |
| escape | 0 | 0 | 1 | 0 | 0 | 0 | 0 | 0 | 1 | 0 | 0 | 0 | 0 | 0 | 0 | 0 | 0 | 0 | 0 | 1 | 0 | |
| cpwl & concealed wea | 2 | 0 | 0 | 0 | 1 | 0 | 0 | 0 | 3 | 0 | 0 | 0 | 0 | 0 | 0 | 0 | 0 | 0 | 0 | 3 | 0 | |
| shoplifting | 3 | 0 | 0 | 0 | 1 | 0 | 0 | 0 | 4 | 0 | 0 | 0 | 0 | 0 | 0 | 0 | 0 | 0 | 0 | 4 | 0 | |
| pointing gun at anot | 0 | 0 | 1 | 0 | 0 | 0 | 0 | 0 | 1 | 0 | 0 | 0 | 0 | 0 | 0 | 0 | 0 | 0 | 0 | 1 | 0 | |
| inciting to riot | 1 | 0 | 0 | 0 | 0 | 0 | 0 | 0 | 1 | 0 | 0 | 0 | 0 | 0 | 0 | 0 | 0 | 0 | 0 | 1 | 0 | |
| theft by deception < | 0 | 0 | 1 | 0 | 0 | 0 | 0 | 0 | 1 | 0 | 0 | 0 | 0 | 0 | 0 | 0 | 0 | 0 | 0 | 1 | 0 | |
| entrng mot veh crim | 1 | 0 | 0 | 0 | 0 | 0 | 0 | 0 | 1 | 0 | 0 | 0 | 0 | 0 | 0 | 0 | 0 | 0 | 0 | 1 | 0 | |

(continued)

Inmate statistical profile

Sample: ACTIVE PRISONERS EXCLUDING JAIL
Active inmates 05/15/2000

Requestor: Statistics

Most Serious Offense by current age & sex (CONTINUED)

| Most Serious Offense | M E N | | | | | | | | W O M E N | | | | | | | | Grand Total % | | | | | |
|----------------------|-------------|-------------|-------------|-------------|-------------|-------------|-------------|-------------|-------------|---------------|----|---|-----|---|----|---|---------------|----|-----|---|------|---|
| | Age 00-21 % | Age 22-39 % | Age 40-54 % | Age 55-99 % | Men Total % | Age 00-21 % | Age 22-39 % | Age 40-54 % | Age 55-99 % | Women Total % | | | | | | | | | | | | |
| ----- | | | | | | | | | | | | | | | | | | | | | | |
| FELONIES | ----- | | | | | | | | | | | | | | | | | | | | | |
| misc misdemeanor | 1 | 0 | 5 | 0 | 1 | 0 | 0 | 0 | 7 | 0 | 0 | 0 | 1 | 0 | 0 | 0 | 1 | 0 | 8 | 0 | | |
| MISC. HOMICIDE OFFEN | 2 | 0 | 3 | 0 | 1 | 0 | 0 | 0 | 6 | 0 | 0 | 0 | 0 | 0 | 0 | 0 | 0 | 0 | 6 | 0 | | |
| MURDER | 164 | 4 | 1995 | 8 | 1255 | 13 | 306 | 21 | 3720 | 9 | 10 | 6 | 111 | 7 | 59 | 9 | 25 | 38 | 205 | 8 | 3925 | 9 |
| VOLUNTARY MANSLAUGHT | 60 | 2 | 671 | 3 | 271 | 3 | 72 | 5 | 1074 | 3 | 9 | 5 | 73 | 4 | 45 | 7 | 7 | 11 | 134 | 5 | 1208 | 3 |
| INVOLUNTARY MANSLAUG | 17 | 0 | 83 | 0 | 18 | 0 | 8 | 1 | 126 | 0 | 0 | 0 | 13 | 1 | 2 | 0 | 0 | 0 | 15 | 1 | 141 | 0 |
| RECKLESS ABANDONMENT | 0 | 0 | 0 | 0 | 0 | 0 | 0 | 0 | 0 | 0 | 1 | 1 | 0 | 0 | 0 | 0 | 0 | 0 | 1 | 0 | 1 | 0 |
| FETICIDE | 0 | 0 | 3 | 0 | 1 | 0 | 0 | 0 | 4 | 0 | 0 | 0 | 0 | 0 | 0 | 0 | 0 | 0 | 0 | 0 | 4 | 0 |
| VEHICULAR HOMICIDE | 18 | 0 | 143 | 1 | 60 | 1 | 14 | 1 | 235 | 1 | 0 | 0 | 15 | 1 | 6 | 1 | 2 | 3 | 23 | 1 | 258 | 1 |
| HOMICIDE BY PILOT,DU | 0 | 0 | 1 | 0 | 0 | 0 | 0 | 0 | 1 | 0 | 0 | 0 | 0 | 0 | 1 | 0 | 0 | 0 | 1 | 0 | 2 | 0 |
| CONCEAL DEATH OF ANO | 0 | 0 | 0 | 0 | 0 | 0 | 1 | 0 | 1 | 0 | 0 | 0 | 0 | 0 | 0 | 0 | 0 | 0 | 0 | 0 | 1 | 0 |
| CRIMINAL ATTEMPT MUR | 0 | 0 | 2 | 0 | 1 | 0 | 1 | 0 | 4 | 0 | 0 | 0 | 0 | 0 | 0 | 0 | 0 | 0 | 0 | 0 | 4 | 0 |
| MISC. ASSAULT/BATTER | 1 | 0 | 16 | 0 | 11 | 0 | 1 | 0 | 29 | 0 | 0 | 0 | 0 | 0 | 0 | 0 | 0 | 0 | 0 | 0 | 29 | 0 |
| AGGRAVATED ASSAULT | 340 | 9 | 2230 | 9 | 766 | 8 | 110 | 8 | 3446 | 9 | 11 | 6 | 121 | 7 | 53 | 8 | 4 | 6 | 189 | 7 | 3635 | 9 |
| CRMNL ATTEMPT AGG AS | 0 | 0 | 3 | 0 | 2 | 0 | 0 | 0 | 5 | 0 | 0 | 0 | 0 | 0 | 0 | 0 | 0 | 0 | 0 | 0 | 5 | 0 |
| AGGRAVATED BATTERY | 46 | 1 | 265 | 1 | 99 | 1 | 15 | 1 | 425 | 1 | 2 | 1 | 19 | 1 | 8 | 1 | 0 | 0 | 29 | 1 | 454 | 1 |
| TERRORIST THREATS & | 28 | 1 | 144 | 1 | 70 | 1 | 8 | 1 | 250 | 1 | 0 | 0 | 6 | 0 | 5 | 1 | 0 | 0 | 11 | 0 | 261 | 1 |
| FALSE IMPRISONMENT | 8 | 0 | 59 | 0 | 19 | 0 | 1 | 0 | 87 | 0 | 0 | 0 | 2 | 0 | 1 | 0 | 0 | 0 | 3 | 0 | 90 | 0 |
| KIDNAPPING | 96 | 3 | 604 | 2 | 221 | 2 | 21 | 1 | 942 | 2 | 2 | 1 | 14 | 1 | 5 | 1 | 0 | 0 | 21 | 1 | 963 | 2 |
| INTERFERENCE WITH CU | 0 | 0 | 2 | 0 | 0 | 0 | 0 | 0 | 2 | 0 | 0 | 0 | 0 | 0 | 0 | 0 | 0 | 0 | 0 | 0 | 2 | 0 |
| AGG ASSLT ON POLICE | 14 | 0 | 161 | 1 | 55 | 1 | 7 | 0 | 237 | 1 | 0 | 0 | 6 | 0 | 2 | 0 | 0 | 0 | 8 | 0 | 245 | 1 |
| AGG BATRY PEACE OFFI | 0 | 0 | 8 | 0 | 1 | 0 | 0 | 0 | 9 | 0 | 0 | 0 | 0 | 0 | 0 | 0 | 0 | 0 | 0 | 0 | 9 | 0 |
| SIMPLE BATTERY MISD | 0 | 0 | 1 | 0 | 2 | 0 | 0 | 0 | 3 | 0 | 0 | 0 | 0 | 0 | 0 | 0 | 0 | 0 | 0 | 0 | 3 | 0 |
| RECK COND-HIV INFCTD | 1 | 0 | 4 | 0 | 4 | 0 | 0 | 0 | 9 | 0 | 0 | 0 | 7 | 0 | 0 | 0 | 0 | 0 | 7 | 0 | 16 | 0 |
| AGGRAVATED STALKING | 5 | 0 | 69 | 0 | 24 | 0 | 3 | 0 | 101 | 0 | 1 | 1 | 2 | 0 | 0 | 0 | 0 | 0 | 3 | 0 | 104 | 0 |
| CRIMINAL ATTEMPT KID | 1 | 0 | 5 | 0 | 2 | 0 | 0 | 0 | 8 | 0 | 0 | 0 | 0 | 0 | 0 | 0 | 0 | 0 | 0 | 0 | 8 | 0 |
| MISC. ARSON | 0 | 0 | 1 | 0 | 2 | 0 | 1 | 0 | 4 | 0 | 0 | 0 | 0 | 0 | 1 | 0 | 0 | 0 | 1 | 0 | 5 | 0 |
| FIRST DEGREE ARSON | 15 | 0 | 160 | 1 | 53 | 1 | 9 | 1 | 237 | 1 | 0 | 0 | 14 | 1 | 7 | 1 | 1 | 2 | 22 | 1 | 259 | 1 |
| SECOND DEGREE ARSON | 10 | 0 | 24 | 0 | 9 | 0 | 0 | 0 | 43 | 0 | 0 | 0 | 1 | 0 | 0 | 0 | 0 | 0 | 1 | 0 | 44 | 0 |
| THIRD DEGREE ARSON | 1 | 0 | 0 | 0 | 0 | 0 | 0 | 0 | 1 | 0 | 0 | 0 | 1 | 0 | 0 | 0 | 0 | 0 | 1 | 0 | 2 | 0 |
| CRIMINAL POSS EXPLOS | 0 | 0 | 1 | 0 | 1 | 0 | 0 | 0 | 2 | 0 | 0 | 0 | 0 | 0 | 0 | 0 | 0 | 0 | 0 | 0 | 2 | 0 |
| MISC. CRIMINAL DAMAG | 0 | 0 | 2 | 0 | 0 | 0 | 0 | 0 | 2 | 0 | 0 | 0 | 0 | 0 | 0 | 0 | 0 | 0 | 0 | 0 | 2 | 0 |

(continued)

Inmate statistical profile

Sample: ACTIVE PRISONERS EXCLUDING JAIL
Active inmates 05/15/2000

Requestor: Statistics

Most Serious Offense by current age & sex (CONTINUED)

| Most Serious Offense | M E N | | | | | | | | W O M E N | | | | | | | | Grand Total | % | | | | |
|-----------------------|-----------|-----------|-----------|-----------|-----------|-----------|-----------|-----------|-----------|-------------|----|----|-----|----|----|----|-------------|---|-----|----|------|----|
| | Age 00-21 | Age 22-39 | Age 40-54 | Age 55-99 | Men Total | Age 00-21 | Age 22-39 | Age 40-54 | Age 55-99 | Women Total | | | | | | | | | | | | |
| CRIM. DAMAGE 1ST DEG | 3 | 0 | 16 | 0 | 5 | 0 | 0 | 0 | 24 | 0 | 0 | 1 | 0 | 0 | 0 | 0 | 1 | 0 | 25 | 0 | | |
| CRIM. DAMAGE 2ND DEG | 11 | 0 | 36 | 0 | 15 | 0 | 3 | 0 | 65 | 0 | 1 | 1 | 2 | 0 | 1 | 0 | 0 | 4 | 0 | 69 | 0 | |
| VANDALISM TO CHURCH | 1 | 0 | 0 | 0 | 0 | 0 | 0 | 0 | 1 | 0 | 0 | 0 | 1 | 0 | 0 | 0 | 1 | 0 | 2 | 0 | | |
| ALTER I.D. | 3 | 0 | 1 | 0 | 2 | 0 | 0 | 0 | 6 | 0 | 0 | 0 | 0 | 0 | 0 | 0 | 0 | 0 | 6 | 0 | | |
| BURGLARY | 537 | 14 | 3041 | 12 | 970 | 10 | 39 | 3 | 4587 | 11 | 19 | 11 | 114 | 7 | 36 | 5 | 0 | 0 | 169 | 7 | 4756 | 11 |
| POSS BURGLAR TOOLS | 2 | 0 | 12 | 0 | 8 | 0 | 1 | 0 | 23 | 0 | 0 | 0 | 1 | 0 | 0 | 0 | 0 | 1 | 0 | 24 | 0 | |
| CRMNL ATMPMT COMMIT B | 9 | 0 | 14 | 0 | 15 | 0 | 0 | 0 | 38 | 0 | 0 | 0 | 0 | 0 | 0 | 0 | 0 | 0 | 0 | 38 | 0 | |
| MISC. FORGERY | 0 | 0 | 3 | 0 | 2 | 0 | 0 | 0 | 5 | 0 | 0 | 0 | 1 | 0 | 0 | 0 | 0 | 1 | 0 | 6 | 0 | |
| FORGERY 1ST DEGREE | 46 | 1 | 617 | 2 | 279 | 3 | 9 | 1 | 951 | 2 | 10 | 6 | 232 | 14 | 67 | 10 | 2 | 3 | 311 | 12 | 1262 | 3 |
| FORGERY 2ND DEGREE | 0 | 0 | 13 | 0 | 4 | 0 | 0 | 0 | 17 | 0 | 0 | 0 | 6 | 0 | 2 | 0 | 0 | 8 | 0 | 25 | 0 | |
| BAD CHECKS | 0 | 0 | 3 | 0 | 2 | 0 | 0 | 0 | 5 | 0 | 0 | 0 | 2 | 0 | 0 | 0 | 0 | 2 | 0 | 7 | 0 | |
| THEFT CREDIT CARD | 1 | 0 | 9 | 0 | 4 | 0 | 0 | 0 | 14 | 0 | 1 | 1 | 1 | 0 | 2 | 0 | 0 | 4 | 0 | 18 | 0 | |
| FRAUDULENT CREDIT CA | 3 | 0 | 34 | 0 | 6 | 0 | 0 | 0 | 43 | 0 | 2 | 1 | 11 | 1 | 5 | 1 | 0 | 0 | 18 | 1 | 61 | 0 |
| RECV GDS,SRVS FRAUD | 0 | 0 | 0 | 0 | 0 | 0 | 0 | 0 | 0 | 0 | 0 | 0 | 1 | 0 | 0 | 0 | 0 | 1 | 0 | 1 | 0 | |
| TELECOMMUNICATIONS F | 0 | 0 | 2 | 0 | 1 | 0 | 0 | 0 | 3 | 0 | 0 | 0 | 0 | 0 | 0 | 0 | 0 | 0 | 0 | 3 | 0 | |
| MISC. FRAUD | 0 | 0 | 8 | 0 | 8 | 0 | 3 | 0 | 19 | 0 | 0 | 0 | 7 | 0 | 6 | 1 | 1 | 2 | 14 | 1 | 33 | 0 |
| THEFT BY TAKING | 87 | 2 | 490 | 2 | 178 | 2 | 23 | 2 | 778 | 2 | 7 | 4 | 47 | 3 | 29 | 4 | 1 | 2 | 84 | 3 | 862 | 2 |
| THEFT BY DECEPTION | 2 | 0 | 19 | 0 | 14 | 0 | 5 | 0 | 40 | 0 | 1 | 1 | 5 | 0 | 1 | 0 | 0 | 0 | 7 | 0 | 47 | 0 |
| THEFT BY EXTORTION | 0 | 0 | 1 | 0 | 1 | 0 | 0 | 0 | 2 | 0 | 0 | 0 | 0 | 0 | 0 | 0 | 0 | 0 | 0 | 2 | 0 | |
| THEFT OF LOST PROPER | 0 | 0 | 1 | 0 | 2 | 0 | 0 | 0 | 3 | 0 | 0 | 0 | 0 | 0 | 0 | 0 | 0 | 0 | 0 | 3 | 0 | |
| THEFT BY REC STOLEN | 144 | 4 | 585 | 2 | 166 | 2 | 9 | 1 | 904 | 2 | 1 | 1 | 21 | 1 | 3 | 0 | 0 | 0 | 25 | 1 | 929 | 2 |
| THEFT OF SERVICES | 0 | 0 | 4 | 0 | 2 | 0 | 0 | 0 | 6 | 0 | 0 | 0 | 0 | 0 | 0 | 0 | 0 | 0 | 0 | 6 | 0 | |
| THEFT BY CONVERSION | 2 | 0 | 20 | 0 | 10 | 0 | 1 | 0 | 33 | 0 | 0 | 0 | 3 | 0 | 1 | 0 | 1 | 2 | 5 | 0 | 38 | 0 |
| THEFT OF MOTOR VEH, | 30 | 1 | 114 | 0 | 23 | 0 | 0 | 0 | 167 | 0 | 0 | 0 | 5 | 0 | 0 | 0 | 0 | 0 | 5 | 0 | 172 | 0 |
| THEFT BRING PROP IN | 0 | 0 | 13 | 0 | 2 | 0 | 2 | 0 | 17 | 0 | 0 | 0 | 0 | 0 | 1 | 0 | 0 | 0 | 1 | 0 | 18 | 0 |
| THEFT RECV PROP OUT | 0 | 0 | 3 | 0 | 0 | 0 | 1 | 0 | 4 | 0 | 0 | 0 | 0 | 0 | 0 | 0 | 0 | 0 | 0 | 4 | 0 | |
| THEFT BY SHOPLIFTING | 11 | 0 | 280 | 1 | 192 | 2 | 10 | 1 | 493 | 1 | 9 | 5 | 100 | 6 | 68 | 10 | 2 | 3 | 179 | 7 | 672 | 2 |
| ENTERING VEHICLE | 35 | 1 | 103 | 0 | 25 | 0 | 0 | 0 | 163 | 0 | 0 | 0 | 5 | 0 | 0 | 0 | 0 | 0 | 5 | 0 | 168 | 0 |
| ROBBERY | 474 | 13 | 1686 | 7 | 384 | 4 | 19 | 1 | 2563 | 6 | 34 | 20 | 88 | 5 | 24 | 4 | 1 | 2 | 147 | 6 | 2710 | 6 |
| ARMED ROBBERY | 638 | 17 | 2391 | 10 | 648 | 7 | 37 | 3 | 3714 | 9 | 11 | 6 | 39 | 2 | 12 | 2 | 0 | 0 | 62 | 2 | 3776 | 9 |
| HIJACKING MOTOR VEHI | 11 | 0 | 23 | 0 | 0 | 0 | 0 | 0 | 34 | 0 | 1 | 1 | 0 | 0 | 0 | 0 | 0 | 1 | 0 | 35 | 0 | |
| CRIMINAL ATMPMT ROB | 11 | 0 | 34 | 0 | 8 | 0 | 0 | 0 | 53 | 0 | 0 | 0 | 3 | 0 | 0 | 0 | 0 | 3 | 0 | 56 | 0 | |
| CRMNL ATMPMT ARMED RO | 47 | 1 | 127 | 1 | 8 | 0 | 0 | 0 | 182 | 0 | 1 | 1 | 6 | 0 | 0 | 0 | 0 | 0 | 7 | 0 | 189 | 0 |
| MISC. SEXUAL | 0 | 0 | 11 | 0 | 7 | 0 | 0 | 0 | 18 | 0 | 0 | 0 | 1 | 0 | 1 | 0 | 0 | 0 | 2 | 0 | 20 | 0 |
| RAPE | 61 | 2 | 892 | 4 | 596 | 6 | 75 | 5 | 1624 | 4 | 0 | 0 | 2 | 0 | 2 | 0 | 0 | 0 | 4 | 0 | 1628 | 4 |

(continued)

Inmate statistical profile

Sample: ACTIVE PRISONERS EXCLUDING JAIL
Active inmates 05/15/2000

Requestor: Statistics

Most Serious Offense by current age & sex (CONTINUED)

| Most Serious Offense | M E N | | | | | | | | W O M E N | | | | | | | | Grand Total | % | |
|-----------------------|-----------|-----------|-----------|-----------|-----------|-----------|-----------|-----------|-----------|-------------|---|---|----|---|----|---|-------------|------|---|
| | Age 00-21 | Age 22-39 | Age 40-54 | Age 55-99 | Men Total | Age 00-21 | Age 22-39 | Age 40-54 | Age 55-99 | Women Total | | | | | | | | | |
| SODOMY | 3 | 0 | 17 | 0 | 13 | 0 | 6 | 0 | 39 | 0 | 0 | 0 | 0 | 0 | 0 | 0 | 39 | 0 | |
| AGGRAVATED SODOMY | 7 | 0 | 116 | 0 | 87 | 1 | 32 | 2 | 242 | 1 | 0 | 0 | 1 | 0 | 3 | 0 | 4 | 246 | 1 |
| INCEST | 1 | 0 | 23 | 0 | 38 | 0 | 7 | 0 | 69 | 0 | 0 | 0 | 0 | 0 | 0 | 0 | 0 | 69 | 0 |
| BIGAMY | 0 | 0 | 1 | 0 | 0 | 0 | 0 | 0 | 1 | 0 | 0 | 0 | 0 | 0 | 0 | 0 | 0 | 1 | 0 |
| AGGRAVATED SEXUAL BA | 3 | 0 | 32 | 0 | 25 | 0 | 4 | 0 | 64 | 0 | 0 | 0 | 1 | 0 | 0 | 0 | 1 | 65 | 0 |
| STATUATORY RAPE | 75 | 2 | 282 | 1 | 32 | 0 | 9 | 1 | 398 | 1 | 2 | 1 | 2 | 0 | 0 | 0 | 4 | 402 | 1 |
| CHILD MOLESTATION | 94 | 2 | 889 | 4 | 614 | 6 | 229 | 16 | 1826 | 5 | 3 | 2 | 16 | 1 | 8 | 1 | 27 | 1853 | 4 |
| ENTICING CHILD-INDEC | 1 | 0 | 22 | 0 | 7 | 0 | 5 | 0 | 35 | 0 | 0 | 0 | 2 | 0 | 0 | 0 | 2 | 37 | 0 |
| AGGRAV. CHILD MOLEST | 26 | 1 | 455 | 2 | 344 | 3 | 106 | 7 | 931 | 2 | 1 | 1 | 15 | 1 | 5 | 1 | 21 | 952 | 2 |
| SEXL/ASSLT/AGN/PERS/ | 0 | 0 | 5 | 0 | 0 | 0 | 0 | 0 | 5 | 0 | 0 | 0 | 0 | 0 | 0 | 0 | 0 | 5 | 0 |
| SOLICIT SODOMY FROM | 0 | 0 | 1 | 0 | 0 | 0 | 0 | 0 | 1 | 0 | 0 | 0 | 0 | 0 | 0 | 0 | 0 | 1 | 0 |
| CRIMINAL ATTPPT RAPE | 3 | 0 | 39 | 0 | 8 | 0 | 2 | 0 | 52 | 0 | 0 | 0 | 0 | 0 | 0 | 0 | 0 | 52 | 0 |
| CRIMINAL ATTPPT SODOM | 0 | 0 | 1 | 0 | 0 | 0 | 0 | 0 | 1 | 0 | 0 | 0 | 0 | 0 | 0 | 0 | 0 | 1 | 0 |
| CRIMINAL ATTPPT AGG S | 0 | 0 | 1 | 0 | 2 | 0 | 0 | 0 | 3 | 0 | 0 | 0 | 0 | 0 | 0 | 0 | 0 | 3 | 0 |
| MISC. OBSCENITY | 0 | 0 | 0 | 0 | 2 | 0 | 0 | 0 | 2 | 0 | 0 | 0 | 0 | 0 | 0 | 0 | 0 | 2 | 0 |
| MISC. PUBLIC ORDER | 0 | 0 | 1 | 0 | 1 | 0 | 0 | 0 | 2 | 0 | 0 | 0 | 0 | 0 | 0 | 0 | 0 | 2 | 0 |
| FALSE SWEARNG WRITTN | 0 | 0 | 1 | 0 | 0 | 0 | 0 | 0 | 1 | 0 | 0 | 0 | 0 | 0 | 0 | 0 | 0 | 1 | 0 |
| BRIBERY GOVT OFFICER | 0 | 0 | 3 | 0 | 0 | 0 | 0 | 0 | 3 | 0 | 0 | 0 | 0 | 0 | 0 | 0 | 0 | 3 | 0 |
| VIOLATE OATH PUBLIC | 0 | 0 | 1 | 0 | 0 | 0 | 0 | 0 | 1 | 0 | 0 | 0 | 0 | 0 | 0 | 0 | 0 | 1 | 0 |
| DEFRAUDING STATE | 0 | 0 | 0 | 0 | 1 | 0 | 1 | 0 | 2 | 0 | 0 | 0 | 2 | 0 | 1 | 0 | 3 | 5 | 0 |
| FALSE CERTIFICATES | 0 | 0 | 1 | 0 | 0 | 0 | 0 | 0 | 1 | 0 | 0 | 0 | 0 | 0 | 0 | 0 | 0 | 1 | 0 |
| INFLUENCING WITNESS | 0 | 0 | 3 | 0 | 1 | 0 | 0 | 0 | 4 | 0 | 0 | 0 | 0 | 0 | 0 | 0 | 0 | 4 | 0 |
| OBSTR OF LAW ENF OFF | 73 | 2 | 566 | 2 | 133 | 1 | 6 | 0 | 778 | 2 | 2 | 1 | 26 | 2 | 15 | 2 | 43 | 821 | 2 |
| PERJURY | 0 | 0 | 2 | 0 | 0 | 0 | 1 | 0 | 3 | 0 | 0 | 0 | 1 | 0 | 0 | 0 | 1 | 4 | 0 |
| FALSE SWEARING | 0 | 0 | 1 | 0 | 0 | 0 | 0 | 0 | 1 | 0 | 0 | 0 | 0 | 0 | 0 | 0 | 0 | 1 | 0 |
| IMPERSONATING OFFIC | 0 | 0 | 2 | 0 | 1 | 0 | 0 | 0 | 3 | 0 | 0 | 0 | 0 | 0 | 0 | 0 | 0 | 3 | 0 |
| FALSE STATEMENTS GOV | 1 | 0 | 18 | 0 | 7 | 0 | 0 | 0 | 26 | 0 | 0 | 0 | 1 | 0 | 1 | 0 | 2 | 28 | 0 |
| IMPRSNTNG ANTHR RBAL | 0 | 0 | 1 | 0 | 0 | 0 | 0 | 0 | 1 | 0 | 0 | 0 | 0 | 0 | 0 | 0 | 0 | 1 | 0 |
| ESCAPE | 8 | 0 | 65 | 0 | 23 | 0 | 2 | 0 | 98 | 0 | 0 | 0 | 3 | 0 | 0 | 0 | 3 | 101 | 0 |
| AIDING ESCAPE | 0 | 0 | 0 | 0 | 1 | 0 | 0 | 0 | 1 | 0 | 1 | 1 | 0 | 0 | 0 | 0 | 1 | 2 | 0 |
| HINDERING APPREH OR | 3 | 0 | 5 | 0 | 1 | 0 | 0 | 0 | 9 | 0 | 0 | 0 | 0 | 0 | 2 | 0 | 2 | 11 | 0 |
| MUTINY IN PENAL INST | 0 | 0 | 1 | 0 | 0 | 0 | 0 | 0 | 1 | 0 | 0 | 0 | 0 | 0 | 0 | 0 | 0 | 1 | 0 |
| BAIL JUMPING | 0 | 0 | 2 | 0 | 0 | 0 | 0 | 0 | 2 | 0 | 0 | 0 | 0 | 0 | 0 | 0 | 0 | 2 | 0 |
| CRIMINAL ATTEMPT ESC | 1 | 0 | 0 | 0 | 0 | 0 | 0 | 0 | 1 | 0 | 0 | 0 | 0 | 0 | 0 | 0 | 0 | 1 | 0 |
| FALSE PUBLIC ALARM | 0 | 0 | 1 | 0 | 0 | 0 | 0 | 0 | 1 | 0 | 0 | 0 | 0 | 0 | 0 | 0 | 0 | 1 | 0 |

(continued)

Inmate statistical profile

Sample: ACTIVE PRISONERS EXCLUDING JAIL
Active inmates 05/15/2000

Requestor: Statistics

Most Serious Offense by current age & sex (CONTINUED)

| Most Serious Offense | M E N | | | | | | | | W O M E N | | | | | | | | Grand Total | % | | | | |
|----------------------|-----------|-----------|-----------|-----------|-----------|-----------|-----------|-----------|-----------|-------------|----|---|-----|---|----|---|-------------|---|-----|---|------|---|
| | Age 00-21 | Age 22-39 | Age 40-54 | Age 55-99 | Men Total | Age 00-21 | Age 22-39 | Age 40-54 | Age 55-99 | Women Total | | | | | | | | | | | | |
| CRIM INTER WITH GOVT | 0 | 0 | 31 | 0 | 3 | 0 | 0 | 0 | 34 | 0 | 1 | 1 | 0 | 0 | 1 | 0 | 0 | 0 | 2 | 0 | 36 | 0 |
| COMMERICAL GAMBLING | 0 | 0 | 0 | 0 | 0 | 0 | 1 | 0 | 1 | 0 | 0 | 0 | 0 | 0 | 0 | 0 | 0 | 0 | 0 | 0 | 1 | 0 |
| SOLICIT/ACCEPTING BR | 0 | 0 | 1 | 0 | 0 | 0 | 0 | 0 | 1 | 0 | 0 | 0 | 1 | 0 | 0 | 0 | 0 | 0 | 1 | 0 | 2 | 0 |
| BUS HIJACKING | 0 | 0 | 2 | 0 | 0 | 0 | 0 | 0 | 2 | 0 | 0 | 0 | 0 | 0 | 0 | 0 | 0 | 0 | 0 | 0 | 2 | 0 |
| CRUELTY TO CHILDREN | 12 | 0 | 166 | 1 | 43 | 0 | 9 | 1 | 230 | 1 | 4 | 2 | 62 | 4 | 6 | 1 | 0 | 0 | 72 | 3 | 302 | 1 |
| SEX EXPLOITATION CHI | 0 | 0 | 2 | 0 | 6 | 0 | 2 | 0 | 10 | 0 | 0 | 0 | 0 | 0 | 0 | 0 | 0 | 0 | 0 | 0 | 10 | 0 |
| ABANDONMENT OF CHILD | 0 | 0 | 0 | 0 | 1 | 0 | 0 | 0 | 1 | 0 | 0 | 0 | 0 | 0 | 0 | 0 | 0 | 0 | 0 | 0 | 1 | 0 |
| CNTRBTNG DELINQNCY | 0 | 0 | 0 | 0 | 0 | 0 | 0 | 0 | 0 | 0 | 0 | 0 | 0 | 0 | 1 | 0 | 0 | 0 | 1 | 0 | 1 | 0 |
| MISC WEAPON/EXPLOSIV | 2 | 0 | 1 | 0 | 1 | 0 | 0 | 0 | 4 | 0 | 0 | 0 | 0 | 0 | 0 | 0 | 0 | 0 | 0 | 0 | 4 | 0 |
| CARRY CONCEALED WEAP | 1 | 0 | 7 | 0 | 1 | 0 | 0 | 0 | 9 | 0 | 0 | 0 | 0 | 0 | 0 | 0 | 0 | 0 | 0 | 0 | 9 | 0 |
| POSS OF FIREARM DUR | 1 | 0 | 7 | 0 | 3 | 0 | 1 | 0 | 12 | 0 | 0 | 0 | 0 | 0 | 0 | 0 | 0 | 0 | 0 | 0 | 12 | 0 |
| POSS OF CERTAIN WEAP | 0 | 0 | 14 | 0 | 4 | 0 | 2 | 0 | 20 | 0 | 0 | 0 | 0 | 0 | 0 | 0 | 0 | 0 | 0 | 0 | 20 | 0 |
| POSS FIREARM CONVCT | 3 | 0 | 92 | 0 | 35 | 0 | 4 | 0 | 134 | 0 | 0 | 0 | 1 | 0 | 0 | 0 | 0 | 0 | 1 | 0 | 135 | 0 |
| CARRYING WEAPON AT S | 2 | 0 | 6 | 0 | 0 | 0 | 0 | 0 | 8 | 0 | 0 | 0 | 1 | 0 | 0 | 0 | 0 | 0 | 1 | 0 | 9 | 0 |
| PEEPING TOM | 3 | 0 | 9 | 0 | 8 | 0 | 1 | 0 | 21 | 0 | 0 | 0 | 0 | 0 | 0 | 0 | 0 | 0 | 0 | 0 | 21 | 0 |
| RACKETEERING | 1 | 0 | 5 | 0 | 8 | 0 | 1 | 0 | 15 | 0 | 0 | 0 | 2 | 0 | 1 | 0 | 0 | 0 | 3 | 0 | 18 | 0 |
| S/D NARCOTICS, OPIAT | 1 | 0 | 82 | 0 | 43 | 0 | 6 | 0 | 132 | 0 | 0 | 0 | 5 | 0 | 2 | 0 | 1 | 2 | 8 | 0 | 140 | 0 |
| S/D DEP,STIM,CNTRF D | 3 | 0 | 44 | 0 | 13 | 0 | 1 | 0 | 61 | 0 | 0 | 0 | 2 | 0 | 1 | 0 | 1 | 2 | 4 | 0 | 65 | 0 |
| SALE-DIST OF LSD | 2 | 0 | 1 | 0 | 0 | 0 | 0 | 0 | 3 | 0 | 0 | 0 | 0 | 0 | 0 | 0 | 0 | 0 | 0 | 0 | 3 | 0 |
| SALE/DIST OF MARIJUA | 18 | 0 | 178 | 1 | 82 | 1 | 10 | 1 | 288 | 1 | 1 | 1 | 12 | 1 | 4 | 1 | 2 | 3 | 19 | 1 | 307 | 1 |
| POSS NARCOTICS, OPIA | 6 | 0 | 118 | 0 | 53 | 1 | 4 | 0 | 181 | 0 | 0 | 0 | 14 | 1 | 8 | 1 | 1 | 2 | 23 | 1 | 204 | 0 |
| POSS DEP,STIM,CNTRF | 5 | 0 | 75 | 0 | 42 | 0 | 3 | 0 | 125 | 0 | 1 | 1 | 11 | 1 | 2 | 0 | 2 | 3 | 16 | 1 | 141 | 0 |
| POSS OF L.S.D. | 0 | 0 | 4 | 0 | 0 | 0 | 0 | 0 | 4 | 0 | 0 | 0 | 0 | 0 | 1 | 0 | 0 | 0 | 1 | 0 | 5 | 0 |
| POSS OF MARIJUANA | 26 | 1 | 172 | 1 | 50 | 1 | 9 | 1 | 257 | 1 | 1 | 1 | 14 | 1 | 0 | 0 | 2 | 3 | 17 | 1 | 274 | 1 |
| ILLEGAL ATTM TO OBT | 0 | 0 | 1 | 0 | 2 | 0 | 0 | 0 | 3 | 0 | 0 | 0 | 3 | 0 | 3 | 0 | 0 | 0 | 6 | 0 | 9 | 0 |
| VIOLATE GA CNTRL SBS | 1 | 0 | 59 | 0 | 18 | 0 | 0 | 0 | 78 | 0 | 0 | 0 | 4 | 0 | 3 | 0 | 0 | 0 | 7 | 0 | 85 | 0 |
| VIOLATE DNGROUS DRGS | 0 | 0 | 2 | 0 | 0 | 0 | 0 | 0 | 2 | 0 | 0 | 0 | 0 | 0 | 0 | 0 | 0 | 0 | 0 | 0 | 2 | 0 |
| UNLWFL MFG/DEL/DIST | 3 | 0 | 20 | 0 | 12 | 0 | 0 | 0 | 35 | 0 | 0 | 0 | 2 | 0 | 0 | 0 | 0 | 0 | 2 | 0 | 37 | 0 |
| POSS DRUG RELATED MA | 0 | 0 | 2 | 0 | 2 | 0 | 0 | 0 | 4 | 0 | 0 | 0 | 0 | 0 | 0 | 0 | 0 | 0 | 0 | 0 | 4 | 0 |
| SALE/DIST CONT SUB P | 13 | 0 | 29 | 0 | 8 | 0 | 0 | 0 | 50 | 0 | 1 | 1 | 2 | 0 | 0 | 0 | 0 | 0 | 3 | 0 | 53 | 0 |
| SALE/DIST CONT SUB S | 2 | 0 | 19 | 0 | 3 | 0 | 0 | 0 | 24 | 0 | 0 | 0 | 0 | 0 | 0 | 0 | 0 | 0 | 0 | 0 | 24 | 0 |
| SALE/DISTRIBUTION CO | 127 | 3 | 1382 | 6 | 518 | 5 | 32 | 2 | 2059 | 5 | 4 | 2 | 120 | 7 | 33 | 5 | 4 | 6 | 161 | 6 | 2220 | 5 |
| POSSESSION OF COCAIN | 195 | 5 | 1491 | 6 | 535 | 5 | 42 | 3 | 2263 | 6 | 10 | 6 | 154 | 9 | 62 | 9 | 3 | 5 | 229 | 9 | 2492 | 6 |
| CRMNL ATPT VIOL SUBS | 1 | 0 | 18 | 0 | 7 | 0 | 1 | 0 | 27 | 0 | 0 | 0 | 1 | 0 | 1 | 0 | 0 | 0 | 2 | 0 | 29 | 0 |
| MISC. DRUGS TRAFFICK | 8 | 0 | 116 | 0 | 34 | 0 | 2 | 0 | 160 | 0 | 1 | 1 | 12 | 1 | 8 | 1 | 0 | 0 | 21 | 1 | 181 | 0 |

(continued)

Inmate statistical profile

Sample: ACTIVE PRISONERS EXCLUDING JAIL
Active inmates 05/15/2000

Requestor: Statistics

Most Serious Offense by current age & sex (CONTINUED)

| Most Serious Offense | M E N | | | | | | | | W O M E N | | | | | | | | Grand Total | % | | | | |
|----------------------|-----------|-------|-----------|-------|-----------|-------|-----------|-------|-----------|-------|-----------|-------|-----------|-------|-----------|---------|-------------|---|----|---|-----|---|
| | Age 00-21 | Age % | Age 22-39 | Age % | Age 40-54 | Age % | Age 55-99 | Men % | Age 00-21 | Age % | Age 22-39 | Age % | Age 40-54 | Age % | Age 55-99 | Women % | | | | | | |
| COCAINE LESS 200 GRA | 11 | 0 | 327 | 1 | 98 | 1 | 20 | 1 | 456 | 1 | 0 | 0 | 14 | 1 | 9 | 1 | 0 | 0 | 23 | 1 | 479 | 1 |
| COCAINE 201-400 GRAM | 0 | 0 | 45 | 0 | 11 | 0 | 1 | 0 | 57 | 0 | 0 | 0 | 4 | 0 | 3 | 0 | 1 | 2 | 8 | 0 | 65 | 0 |
| COCAINE 401 OR MORE | 2 | 0 | 86 | 0 | 26 | 0 | 3 | 0 | 117 | 0 | 1 | 1 | 8 | 0 | 1 | 0 | 0 | 0 | 10 | 0 | 127 | 0 |
| NARCOTICS LESS 14 GR | 0 | 0 | 1 | 0 | 2 | 0 | 0 | 0 | 3 | 0 | 0 | 0 | 0 | 0 | 0 | 0 | 0 | 0 | 0 | 0 | 3 | 0 |
| NARCOTICS 15-28 GRAM | 0 | 0 | 2 | 0 | 0 | 0 | 0 | 0 | 2 | 0 | 0 | 0 | 0 | 0 | 0 | 0 | 0 | 0 | 0 | 0 | 2 | 0 |
| NARCOTICS 29 MORE GR | 0 | 0 | 5 | 0 | 2 | 0 | 0 | 0 | 7 | 0 | 0 | 0 | 0 | 0 | 0 | 0 | 0 | 0 | 0 | 0 | 7 | 0 |
| MARIJUANA 101-2000 P | 1 | 0 | 8 | 0 | 6 | 0 | 1 | 0 | 16 | 0 | 0 | 0 | 1 | 0 | 0 | 0 | 0 | 0 | 1 | 0 | 17 | 0 |
| MARIJUANA 2001-10000 | 0 | 0 | 1 | 0 | 0 | 0 | 0 | 0 | 1 | 0 | 0 | 0 | 0 | 0 | 0 | 0 | 0 | 0 | 0 | 0 | 1 | 0 |
| TRFFKNG MTHAQUALONE> | 0 | 0 | 1 | 0 | 0 | 0 | 0 | 0 | 1 | 0 | 0 | 0 | 0 | 0 | 0 | 0 | 0 | 0 | 0 | 0 | 1 | 0 |
| AMPHETAMINE 28-199 G | 0 | 0 | 13 | 0 | 12 | 0 | 1 | 0 | 26 | 0 | 0 | 0 | 1 | 0 | 1 | 0 | 0 | 0 | 2 | 0 | 28 | 0 |
| AMPHETAMINE 200-399 | 0 | 0 | 4 | 0 | 0 | 0 | 0 | 0 | 4 | 0 | 0 | 0 | 1 | 0 | 0 | 0 | 0 | 0 | 1 | 0 | 5 | 0 |
| AMPHETAMINE 400+ GRA | 0 | 0 | 8 | 0 | 0 | 0 | 0 | 0 | 8 | 0 | 0 | 0 | 1 | 0 | 0 | 0 | 0 | 0 | 1 | 0 | 9 | 0 |
| USE COMM FACLT Y VIO | 0 | 0 | 3 | 0 | 2 | 0 | 0 | 0 | 5 | 0 | 0 | 0 | 0 | 0 | 0 | 0 | 0 | 0 | 0 | 0 | 5 | 0 |
| ATT/CONSPRCY COMMT C | 0 | 0 | 16 | 0 | 3 | 0 | 1 | 0 | 20 | 0 | 0 | 0 | 2 | 0 | 1 | 0 | 0 | 0 | 3 | 0 | 23 | 0 |
| ILLGL DIST CONTRLLD | 0 | 0 | 0 | 0 | 1 | 0 | 0 | 0 | 1 | 0 | 0 | 0 | 0 | 0 | 0 | 0 | 0 | 0 | 0 | 0 | 1 | 0 |
| VIOL MOTOR VEHICLE L | 2 | 0 | 68 | 0 | 42 | 0 | 3 | 0 | 115 | 0 | 0 | 0 | 9 | 1 | 2 | 0 | 0 | 0 | 11 | 0 | 126 | 0 |
| DRVNG HABTL VIOLATOR | 0 | 0 | 229 | 1 | 212 | 2 | 31 | 2 | 472 | 1 | 0 | 0 | 7 | 0 | 4 | 1 | 1 | 2 | 12 | 0 | 484 | 1 |
| HABIT TRAF VOIL/IMPA | 0 | 0 | 4 | 0 | 9 | 0 | 2 | 0 | 15 | 0 | 0 | 0 | 0 | 0 | 0 | 0 | 0 | 0 | 0 | 0 | 15 | 0 |
| HABIT TRAF VIOL/OTHE | 0 | 0 | 2 | 0 | 0 | 0 | 0 | 0 | 2 | 0 | 0 | 0 | 0 | 0 | 0 | 0 | 0 | 0 | 0 | 0 | 2 | 0 |
| MISC. MRALS/PBLIC H/ | 1 | 0 | 1 | 0 | 1 | 0 | 0 | 0 | 3 | 0 | 0 | 0 | 0 | 0 | 0 | 0 | 0 | 0 | 0 | 0 | 3 | 0 |
| MISC CORRECTIONL INS | 0 | 0 | 3 | 0 | 2 | 0 | 0 | 0 | 5 | 0 | 0 | 0 | 0 | 0 | 0 | 0 | 0 | 0 | 0 | 0 | 5 | 0 |
| VIOLATION OTHR STATE | 0 | 0 | 1 | 0 | 1 | 0 | 0 | 0 | 2 | 0 | 0 | 0 | 0 | 0 | 0 | 0 | 0 | 0 | 0 | 0 | 2 | 0 |
| CONSPIRACY | 21 | 1 | 50 | 0 | 12 | 0 | 4 | 0 | 87 | 0 | 2 | 1 | 12 | 1 | 2 | 0 | 0 | 0 | 16 | 1 | 103 | 0 |
| CRIMINAL ATTEMPT | 4 | 0 | 29 | 0 | 5 | 0 | 2 | 0 | 40 | 0 | 0 | 0 | 1 | 0 | 1 | 0 | 0 | 0 | 2 | 0 | 42 | 0 |
| AIRCRAFT HIJACKING | 0 | 0 | 1 | 0 | 0 | 0 | 0 | 0 | 1 | 0 | 0 | 0 | 0 | 0 | 0 | 0 | 0 | 0 | 0 | 0 | 1 | 0 |
| CRIMINAL SOLICITATIO | 0 | 0 | 5 | 0 | 4 | 0 | 0 | 0 | 9 | 0 | 0 | 0 | 0 | 0 | 0 | 0 | 0 | 0 | 0 | 0 | 9 | 0 |
| PARTY TO A CRIME | 1 | 0 | 7 | 0 | 4 | 0 | 0 | 0 | 12 | 0 | 1 | 1 | 0 | 0 | 0 | 0 | 0 | 0 | 1 | 0 | 13 | 0 |
| CRIMINAL TRESPASSING | 0 | 0 | 1 | 0 | 1 | 0 | 0 | 0 | 2 | 0 | 0 | 0 | 0 | 0 | 0 | 0 | 0 | 0 | 0 | 0 | 2 | 0 |
| GANG PARTICIPATION | 1 | 0 | 0 | 0 | 0 | 0 | 0 | 0 | 1 | 0 | 0 | 0 | 0 | 0 | 0 | 0 | 0 | 0 | 0 | 0 | 1 | 0 |

(continued)

Inmate statistical profile

Sample: ACTIVE PRISONERS EXCLUDING JAIL
Active inmates 05/15/2000

Requestor: Statistics

Most Serious Offense by current age & sex (CONTINUED)

| Most Serious Offense | M E N | | | | | W O M E N | | | | | Grand Total % |
|----------------------|-------------|-------------|-------------|-------------|-------------|-------------|-------------|-------------|-------------|---------------|---------------|
| | Age 00-21 % | Age 22-39 % | Age 40-54 % | Age 55-99 % | Men Total % | Age 00-21 % | Age 22-39 % | Age 40-54 % | Age 55-99 % | Women Total % | |
| Total reported | 3790 100 | 24964 100 | 9887 100 | 1429 100 | 40070 100 | 171 100 | 1672 100 | 656 100 | 65 100 | 2564 100 | 42634 100 |
| Percent reported | 97.3 | 98.8 | 98.5 | 99.2 | 98.6 | 96.1 | 96.6 | 97.8 | 98.5 | 96.9 | 98.5 |
| NOT REPORTED | 107 | 301 | 152 | 11 | 571 | 7 | 59 | 15 | 1 | 82 | 653 |
| Total | 3897 | 25265 | 10039 | 1440 | 40641 | 178 | 1731 | 671 | 66 | 2646 | 43287 |

Inmate statistical profile

Sample: ACTIVE PRISONERS EXCLUDING JAIL
Active inmates 05/15/2000

Requestor: Statistics

Most Serious Crime Type by current age & sex

| Crime Type | M E N | | | | | | | | W O M E N | | | | | | | | Grand Total % |
|------------------|-------------|-------------|-------------|-------------|-------------|-------------|-------------|-------------|-------------|---------------|-----------|--|--|--|--|--|---------------|
| | Age 00-21 % | Age 22-39 % | Age 40-54 % | Age 55-99 % | Men Total % | Age 00-21 % | Age 22-39 % | Age 40-54 % | Age 55-99 % | Women Total % | | | | | | | |
| VIOL/PERSN | 1998 53 | 10922 44 | 3977 40 | 633 44 | 17530 44 | 87 51 | 588 35 | 230 35 | 39 60 | 944 37 | 18474 43 | | | | | | |
| NVIOL/PERS | 3 0 | 17 0 | 5 0 | 2 0 | 27 0 | 0 0 | 1 0 | 0 0 | 0 0 | 1 0 | 28 0 | | | | | | |
| PROPERTY | 959 25 | 5647 23 | 2014 20 | 119 8 | 8739 22 | 51 30 | 590 35 | 234 36 | 8 12 | 883 34 | 9622 23 | | | | | | |
| DRUG SALES | 191 5 | 2391 10 | 876 9 | 78 5 | 3536 9 | 8 5 | 187 11 | 63 10 | 9 14 | 267 10 | 3803 9 | | | | | | |
| DRUG POSSN | 234 6 | 1946 8 | 710 7 | 59 4 | 2949 7 | 12 7 | 201 12 | 80 12 | 8 12 | 301 12 | 3250 8 | | | | | | |
| ALCOHOL | 0 0 | 0 0 | 0 0 | 0 0 | 0 0 | 0 0 | 0 0 | 0 0 | 0 0 | 0 0 | 0 0 | | | | | | |
| HABIT/DUI | 2 0 | 310 1 | 269 3 | 37 3 | 618 2 | 0 0 | 18 1 | 7 1 | 1 2 | 26 1 | 644 2 | | | | | | |
| SEX OFFEND | 274 7 | 2790 11 | 1780 18 | 477 33 | 5321 13 | 6 4 | 40 2 | 19 3 | 0 0 | 65 3 | 5386 13 | | | | | | |
| OTHER | 129 3 | 941 4 | 256 3 | 24 2 | 1350 3 | 7 4 | 47 3 | 23 4 | 0 0 | 77 3 | 1427 3 | | | | | | |
| Total reported | 3790 100 | 24964 100 | 9887 100 | 1429 100 | 40070 100 | 171 100 | 1672 100 | 656 100 | 65 100 | 2564 100 | 42634 100 | | | | | | |
| Percent reported | 97.3 | 98.8 | 98.5 | 99.2 | 98.6 | 96.1 | 96.6 | 97.8 | 98.5 | 96.9 | 98.5 | | | | | | |
| NOT REPORTED | 107 | 301 | 152 | 11 | 571 | 7 | 59 | 15 | 1 | 82 | 653 | | | | | | |
| Total | 3897 | 25265 | 10039 | 1440 | 40641 | 178 | 1731 | 671 | 66 | 2646 | 43287 | | | | | | |

